

Samarium diiodide-induced intramolecular pinacol coupling of dinitrones: synthesis of cyclic *cis*-vicinal diamines†

Jean-Philippe Ebran, Rita G. Hazell and Troels Skrydstrup*

Received (in Cambridge, UK) 11th August 2005, Accepted 9th September 2005

First published as an Advance Article on the web 30th September 2005

DOI: 10.1039/b511491h

Pinacol coupling of alkyl dinitrones mediated by SmI₂ was achieved in the presence of a proton source allowing the synthesis of cyclic vicinal diamines with good *cis*-selectivity.

Cyclic vicinal diamines are important constituents in numerous biologically active compounds of medicinal value, as well as in a multitude of chiral auxiliaries and chiral ligands.¹ Most of the methods described for the synthesis of cyclic vicinal diamines rely on the creation of the C–N bond, by reductive amination,² electrophilic amination,³ nucleophilic amination to conjugated π -systems,⁴ olefin oxidation by dinitrogen tetroxide,⁵ or intermolecular 1,2-diamination of alkenes.⁶ Approaches involving C–C bond formation using the reductive coupling of imine species have also been developed, although only in specific cases involving the preparation of ethylenediamine containing ring systems.⁷

Previous reports from the Vallée/Py group and us have demonstrated the ability of alkyl nitrones to undergo SmI₂-mediated intermolecular radical addition to various acceptors such as carbonyl compounds producing vicinal amino alcohols,⁸ and α,β -unsaturated amides or esters resulting in the synthesis of γ -*N*-hydroxyamino amides or esters.^{9,10} Moreover, Xu and coworkers have described the asymmetric synthesis of vicinal diamines by SmI₂-promoted reductive cross-coupling of alkyl nitrones to chiral sulfinyl imines,¹¹ although the reactions appear limited to aryl substrates. In this communication, we disclose an alternative method for the preparation of this important class of cyclic compounds *via* a *cis*-selective intramolecular pinacol type coupling of dinitrones promoted by the single electron reducing agent, samarium diiodide.¹²

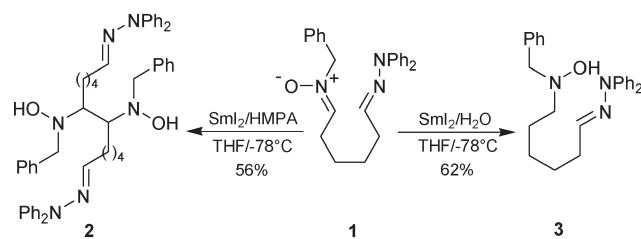
Taking into consideration the previous work on SmI₂-promoted intramolecular cyclisations of ketyl-hydrazones¹³ or ketyl-oximes¹⁴ for the formation of five-, six- and seven-membered cyclic amino alcohols, initial efforts were focused on the ability of a nitron group to undergo intramolecular coupling with either a hydrazone or oxime. Hence, the nitron hydrazone **1** was first submitted to conditions reported by Sturino and Fallis^{13a} for promoting ring formation (SmI₂ 2.4 equiv./HMPA 8 equiv.). The major product was surprisingly not the cyclic compound but the dihydroxylamine **2** from intermolecular pinacol coupling. The use of a proton source such as H₂O (8 equiv.) resulted in the reduction of the nitron to the hydroxylamine hydrazone **3** (Scheme 1).

Attempts to promote the cyclisation of oxime **4** with *t*-BuOH (8 equiv.) as proton source led only to the simple reduction of the nitron, whereas addition of butyl acrylate provided the γ -hydroxylamino ester **6** with 40% yield (Scheme 2) suggesting indeed that the nitron was undergoing reduction.

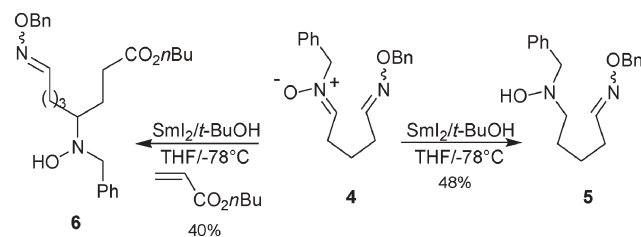
As the dinitrone **7** was obtained as a side product in the synthesis of **4**, but is also available by the condensation of glutaraldehyde with *N*-benzylhydroxylamine (see ESI), this compound was submitted to reductive conditions. Whereas no intramolecular pinacol coupling occurred at –78 °C with SmI₂, the reaction led at 0 °C to the corresponding cyclopentyl diamine **8** in 48% yield with good *cis*-selectivity (10 : 1) (Table 1, entry 2).

The desired product was obtained with dramatically increased reaction rates in the presence of an additive (entries 3, 5 and 6), except for *t*-BuOH (entry 4). Inclusion of methanol afforded the desired cyclic compound with a *cis* : *trans* ratio up to 19 : 1 and 76% yield (entry 6). The *cis*-relationship between the two vicinal nitrogens of the major cyclic product was determined by a single crystal X-ray structure analysis of the corresponding cyclic urea **9a**, prepared by a two-step procedure from **8** involving N–O bond cleavage with excess SmI₂ and cyclisation with phosgene (Fig. 1).‡

This intramolecular pinacol coupling was then applied to various dialdonitrones **7** in order to study the influence of the ring size, as well as the presence of heteroatoms in the ring. In order to avoid product mixtures from a competing reaction involving the over-reduction of the *N*-hydroxylamines to the corresponding amines, the intramolecular couplings were carried out with excess



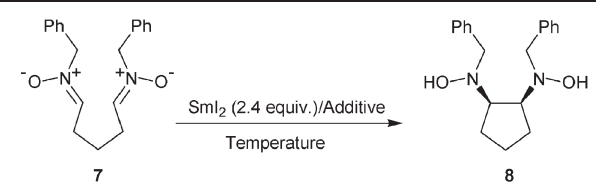
Scheme 1 Attempts to cyclise the nitron hydrazone **1**.



Scheme 2 Attempt to cyclise the nitron oxime **4**.

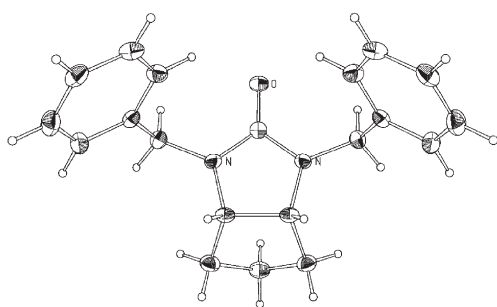
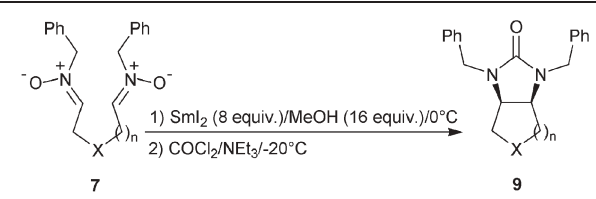
Department of Chemistry, University of Aarhus, Langelandsgade 140, 8000, Aarhus C, Denmark. E-mail: ts@chem.au.dk; Fax: +45 8619 6199; Tel: +45 8942 3932

† Electronic supplementary information (ESI) available: X-ray crystal structures of **9j** and **9l** and experimental procedures. See DOI: 10.1039/b511491h

Table 1 Optimisation of cyclisation conditions promoted by SmI₂

Entry	Additive (equiv.)	Temperature	Time/h	Yield/%	d.r. (cis : trans) ^a
1	—	-78 °C	20	0	—
2	—	0 °C	1	48	10 : 1
3	H ₂ O (10)	0 °C	0.08	60	6 : 1
4	<i>t</i> -BuOH (10)	0 °C	3	56	4 : 1
5	HMPA (10)	0 °C	0.75	47	7 : 1
6	MeOH (10)	0 °C	0.75	76	> 19 : 1

^a Determined by ¹H NMR.

**Fig. 1** X-ray crystal structure representation of the urea **9a**.**Table 2** Influence of the ring size

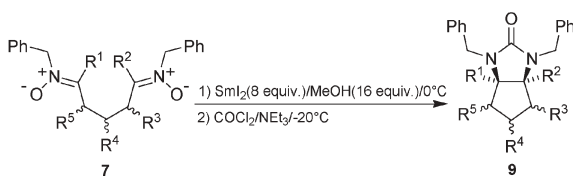
Entry	Dinitrone	<i>n</i>	X	Product	Yield/%	d.r. (cis : trans) ^a
1	7b	0	CH ₂	9b	32	> 19 : 1
2	7a	1	CH ₂	9a	66	> 19 : 1
3	7c	1	O	9c	52	5 : 1
4	7d	1	NBoc	9d	59	> 19 : 1
5	7e	2	CH ₂	9e	43 ^b	5 : 1
6	7f	3	CH ₂	9f	35	3 : 1

^a Determined by ¹H NMR. ^b Result obtained with *t*-BuOH as additive.

SmI₂ (8 equiv.) in 14 h at 0 °C. Without isolation, the intermediary cyclic diamines were subjected to phosgene generating the cyclic ureas **9** with yields ranging from 32 to 66% (three steps) and *cis* : *trans* ratios up to 19 : 1 (Table 2). In general, the highest yields were obtained for the 5-membered ring products (entries 2–4) where the yields dropped upon formation of both smaller and larger rings.

Following these encouraging results, the intramolecular pinacol coupling of various aldonitrone and ketonitrone was examined as illustrated in Table 3. Cyclisation of the symmetrical aldonitrone **7g** gave the tricyclic structure **9g** with an *endo*-selectivity (entry 1).

The dinitrones of entries 2 and 3 imply that the synthesis of unsymmetrical ureas can be achieved in good yields and diastereoselectivities. The *trans*-relationship between the methyl substituent and the amine groups of **9i** was confirmed by NOE studies.¹⁵ The ring formation between aldonitrone and ketonitrone moieties was also shown possible with slightly lower yields, but an acceptable *cis* : *trans* selectivity was still maintained (entries 4 and 5). Finally, the pinacol coupling of diketone nitrone afforded in

Table 3 Pinacol coupling of various aldo- and ketonitrone

Entry	Dinitrone	Product	Yield/%	d.r. (cis : trans) ^a
1	7g	9g	52	4 : 1 ^b
2	7h	9h	58	4 : 1
3	7i	9i	65 ^c	> 19 : 1 (> 9 : 1) ^d
4	7j Z/E 69:31	9j	42	7 : 1
5	7k	9k	44	5 : 1
6	7l ZZ/ZE/EE 1:2:1	9l	28	4 : 1
7	7m Z/E 1:1	—	—	—

^a Determined by ¹H NMR. ^b *endo* : *exo* ratio. ^c Result obtained with H₂O as additive. ^d *anti* : *syn* ratio.

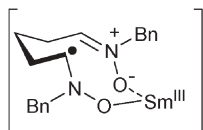


Fig. 2 Plausible transition state for the intramolecular SmI₂-promoted pinacol cyclisation of dinitrones.

the case of dinitrone **7l** the desired cyclic urea **9l** with a low yield and a d.r. of 4 : 1 (entry 6), whereas no cyclisation took place in the case of dinitrone **7m** (entry 7). Single crystal X-ray structure analysis of the compound **9l** again allowed confirmation of the *cis*-stereoselectivity observed for this SmI₂-induced intramolecular pinacol coupling.§

To explain the *cis*-selectivity observed in these reactions, we propose a plausible chelated transition state invoking coordination of the Sm(III) of the nitronium radical anion to the oxygen of the other nitronium as depicted in Figure 2. Similar chelated transition states have been proposed for the *cis*-selective pinacol coupling of dicarbonyl compounds.¹⁶

In summary, we have developed an intramolecular pinacol coupling of alkyl dinitrones allowing the synthesis of cyclic diamines with good to excellent *cis*-stereoselectivities. Attempts to find conditions suitable for the preparation of the corresponding *trans*-isomers using this reductive cyclisation process are in progress and will be reported in due course.

We gratefully acknowledge the Danish Natural Science Research Council, the Villum Kann Rasmussen Foundation and the University of Aarhus for financial support of this project.

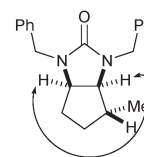
Notes and references

‡ Crystal data for **9a**: C₂₀H₂₂N₂O, *M* = 306.40, orthorhombic, *a* = 20.478 (2) Å, *b* = 8.647 (1) Å, *c* = 9.235 (1) Å, *U* = 1635.3 (3) Å³, *T* = 100 K, space group: *Cmc*2₁, *Z* = 4, μ(Mo-Kα) = 0.077 mm⁻¹. A total of 16485 reflections measured, 1845 independent, 1316 with *I* > 3 σ(*I*); 108 parameters were refined, final *R* = 0.037, *R*_w = 0.043. CCDC 280862. For crystallographic data in CIF or other electronic format see DOI: 10.1039/b511491h

§ Crystal data for **9l**: C₂₂H₂₆N₂O, *M* = 334.45, orthorhombic, *a* = 12.1490 (4) Å, *b* = 20.4254 (9) Å, *c* = 7.2291 (3) Å, *U* = 1793.89 (12) Å³, *T* = 100 K, space group: *Ab*a2, *Z* = 4, μ(Mo-Kα) = 0.076 mm⁻¹; 23313 reflections measured, 1826 independent, 1590 with *I* > 3 σ(*I*); 115 parameters refined, final *R* = 0.042, *R*_w = 0.050. The structure is disordered such that the cyclopentane ring and the two methyl groups are

super-imposed by the 2-axis. CCDC 280863. For crystallographic data in CIF or other electronic format see DOI: 10.1039/b511491h

- 1 For a review on the chemistry of vicinal diamines, see: D. Lucet, T. Le Gall and C. Mioskowski, *Angew. Chem., Int. Ed.*, 1998, **37**, 2580.
- 2 G. Fraenkel and P. Pramanik, *J. Org. Chem.*, 1984, **49**, 1316.
- 3 P. Gmeiner and E. Hummel, *Synthesis*, 1994, 1026.
- 4 (a) M. A. Sturgess and D. J. Yarberr, *Tetrahedron Lett.*, 1993, **34**, 4743; (b) K. S. Feldman and J. C. Saunders, *J. Am. Chem. Soc.*, 2002, **124**, 9060.
- 5 W. Zhang and E. N. Jacobsen, *Tetrahedron Lett.*, 1991, **32**, 1711.
- 6 G. L. J. Bar, G. C. Lloyd-Jones and K. I. Booker-Milburn, *J. Am. Chem. Soc.*, 2005, **127**, 7308.
- 7 (a) N. Kise, H. Oide, E. Okazaki, M. Yoshimoto and T. Shono, *J. Org. Chem.*, 1995, **60**, 3980; (b) R. Annunziata, M. Benaglia, M. Caporale and L. Raimondi, *Tetrahedron: Asymmetry*, 2002, **13**, 2727.
- 8 (a) G. Masson, S. Py and Y. Vallée, *Angew. Chem., Int. Ed.*, 2002, **41**, 1772; (b) M. Chavarot, M. Rivard, F. Rose-Munch, E. Rose and S. Py, *Chem. Commun.*, 2004, 2330; (c) G. Masson, C. Philouze and S. Py, *Org. Biomol. Chem.*, 2005, **3**, 2067.
- 9 (a) D. Ribber and T. Skrydstrup, *Org. Lett.*, 2003, **5**, 229; (b) S. A. Johannesen, S. Albu, R. G. Hazell and T. Skrydstrup, *Chem. Commun.*, 2004, 1962.
- 10 (a) G. Masson, P. Cividino, S. Py and Y. Vallée, *Angew. Chem., Int. Ed.*, 2003, **42**, 2265; (b) S. Desvergnès, S. Py and Y. Vallée, *J. Org. Chem.*, 2005, **70**, 1459.
- 11 Y.-W. Zhong, M.-H. Xu and G.-Q. Lin, *Org. Lett.*, 2004, **6**, 3953.
- 12 For recent reviews on the application of SmI₂ in organic synthesis, see: (a) H. Kagan, *Tetrahedron*, 2003, **59**, 10351; (b) D. J. Edmonds, D. Johnston and D. J. Procter, *Chem. Rev.*, 2004, **104**, 3371; (c) P. G. Steel, *J. Chem. Soc., Perkin Trans. 1*, 2001, 2727; (d) G. A. Molander and C. R. Harris, *Tetrahedron*, 1998, **54**, 3321; (e) A. Krief and A.-M. Laval, *Chem. Rev.*, 1999, **99**, 745.
- 13 (a) C. F. Sturino and A. G. Fallis, *J. Am. Chem. Soc.*, 1994, **116**, 7447; (b) A. Fallis and I. M. Brinza, *Tetrahedron*, 1997, **53**, 17543 and references cited therein; (c) D. Riber, R. Hazell and T. Skrydstrup, *J. Org. Chem.*, 2000, **65**, 5382.
- 14 (a) K. C. Nicolaou, P. B. Rao, J. Hao, M. V. Reddy, G. Rassias, X. Huang, D. Y.-K. Chen and S. A. Snyder, *Angew. Chem., Int. Ed.*, 2003, **42**, 1753; (b) I. Storch de Gracia, S. Bobo, M. D. Martín-Ortega and J. L. Chiara, *Org. Lett.*, 1999, **1**, 1705 and references cited therein; (c) H. Miyabe, M. Torieda, K. Inoue, K. Tajiri, T. Kiguchi and T. Naito, *J. Org. Chem.*, 1998, **63**, 4397.
- 15 A strong NOE was observed between the methyl group of **9i** and the two protons of the urea group



- 16 For a detailed discussion see ref. 12 and references cited therein.