

# THE ISOLATION AND SYNTHESIS OF THE NATURALLY OCCURRING $\alpha$ -AMINO ACIDS

RICHARD J. BLOCK

*The Department of Physiology and Biochemistry, New York Medical College, Flower and Fifth Avenue Hospitals, New York City, and Cooper Road, Scarsdale, New York*

*Received September 13, 1945*

## CONTENTS

I. Introduction .....	504
II. Isolation from natural sources .....	504
A. Arginine, histidine, and lysine .....	505
1. Electrolytic separation .....	505
2. Selective adsorption .....	506
3. Individual separation of arginine, histidine, and lysine .....	507
(a) Arginine <i>via</i> arginine flavianate .....	507
(b) Arginine <i>via</i> the benzylidene derivative .....	508
(c) Separation of histidine by means of metallic derivatives .....	508
(d) Isolation of histidine by aromatic sulfonic acids .....	508
(e) Lysine picrate .....	509
(f) Benzoyllysine copper .....	509
B. Glutamic acid and aspartic acid .....	509
1. Precipitation as the calcium or barium salts .....	509
2. Electrolytic separation .....	509
3. Selective adsorption .....	509
C. Glutamic acid, glutamine, aspartic acid, and asparagine .....	510
1. Glutamic acid .....	510
2. Glutamine .....	511
3. Aspartic acid .....	511
4. Asparagine .....	511
D. Isolation of cystine and cysteine .....	511
1. Isoelectric precipitation .....	511
2. Precipitation of cuprous cysteine mercaptide .....	511
E. Tyrosine .....	511
F. Tryptophan .....	512
G. Leucine, isoleucine, and valine .....	512
H. Miscellaneous .....	512
1. Alanine .....	512
2. Diiodotyrosine .....	512
3. Glycine .....	512
4. Hydroxylysine .....	513
5. Hydroxyproline .....	513
6. Methionine .....	513
7. Phenylalanine .....	513
8. Proline .....	513
9. Serine .....	513
I. General isolation methods .....	513
III. Synthesis .....	514
A. Amination of $\alpha$ -halogen acids .....	514
1. From monocarboxylic acids .....	514
(a) Preparation of glycine .....	514

(b) Synthesis of alanine, valine, leucine, norleucine, etc.	514
(c) Synthesis of lysine, proline, and other amino acids	515
2. From substituted malonic acids	517
(a) Preparation of valine, isoleucine, norleucine, and phenylalanine	517
(b) Preparation of proline and hydroxyproline	517
(c) Synthesis of histidine	518
(d) Preparation of methionine and homocystine	519
3. From potassium (sodium) phthalimide	520
(a) Gabriel synthesis	520
4. Miscellaneous methods	521
B. Hydrolysis of aminocyanohydrins (Strecker synthesis)	523
1. Alanine	523
2. Glycine	524
3. Leucine, valine, isoleucine, and phenylalanine	524
4. Glutamic acid	524
5. Methionine	525
6. Serine	526
C. Condensation of an aldehyde with an active methylene group: The Perkin reaction (Erlenmeyer's synthesis)	526
1. Phenylalanine and tyrosine	526
(a) By condensation with hippuric acid	526
(b) By condensation with hydantoins	527
(c) By condensation with thiohydantoin	528
(d) By condensation with diketopiperazine	528
(e) By condensation with rhodanine	529
(f) By condensation with acetylglycine	529
2. Tryptophan	529
(a) By condensation with hippuric acid	529
(b) By condensation with hydantoin	531
3. Thyroxine	532
(a) By condensation with benzoylglycine	532
4. Histidine	533
(a) By azlactone synthesis	533
5. Lysine	533
(a) By condensation with malonic acid	533
D. Reduction of $\alpha$ -keto groups and their derivatives	533
1. Reduction of $\alpha$ -keto groups in the presence of ammonia: alanine, leucine, isoleucine, glutamic acid, etc.	533
2. Reduction of phenylhydrazones: alanine, leucine, isoleucine, valine, phenylalanine, tyrosine, etc.	534
3. Reduction of oximes	535
(a) Preparation of oxime with hydroxylamine: aspartic acid, asparagine, glutamic acid, alanine, phenylalanine, tyrosine, etc.	535
(b) Preparation of oxime by action of nitrite on substituted malonic acid or ester: lysine, leucine, phenylalanine	536
(c) Preparation of oxime by action of nitrite on substituted acetoacetic ester: methionine, threonine, hydroxyproline, aspartic acid, glutamic acid, leucine, isoleucine, etc.	536
(d) Syntheses from $\alpha$ -oximino- $\gamma$ -butyrolactone	537
E. Alkylation of aminomalonic acids	538
1. Phthalimidomalonic ester	538
(a) Lysine	538
(b) Phenylalanine and tyrosine	539

(c) Proline and hydroxyproline.....	540
(d) Serine and $\beta$ -hydroxynorvaline.....	541
(e) Methionine and cystine.....	541
(f) Glutamic acid and aspartic acid.....	542
2. Aminomalonic ester.....	542
(a) Proline.....	542
(b) Glycine, leucine, and phenylalanine.....	543
3. Benzoylamino malonic ester.....	543
(a) Glutamic acid, aspartic acid, glycine, alanine, leucine, valine, and phenylalanine.....	543
4. Acetylamino malonic ester.....	544
(a) Leucine, norleucine, and phenylalanine.....	544
(b) Histidine.....	544
(c) Tryptophan.....	545
5. Acetylamino cyanoacetic ester.....	545
(a) Valine, methionine, phenylalanine, tryptophan, histidine, etc.....	545
F. Azide synthesis.....	546
1. Potassium ethyl malonate: Curtius reaction.....	546
(a) Alanine, valine, leucine, and glycine.....	546
(b) Phenylalanine.....	546
2. Cyanoacetic ester: Curtius reaction.....	547
(a) Glycine.....	547
(b) Leucine, valine, norleucine, tyrosine, and phenylalanine.....	547
3. Cyanoacetic ester: Hofmann rearrangement.....	548
4. Hydrazoic acid: Schmidt reaction.....	548
(a) Glycine, phenylalanine, and aspartic acid.....	548
(b) Lysine.....	549
(c) Phenylalanine.....	549
G. Miscellaneous.....	549
1. Alanine and glycine.....	549
(a) Glycine from cyanide.....	549
(b) Glycine and alanine by metathesis.....	550
(c) Glycine and alanine by oxidation of amino alcohols.....	551
2. Aspartic and glutamic acids.....	551
(a) Aspartic acid from maleic or fumaric acid.....	551
(b) Glutamic acid by Michael condensation.....	552
(c) Glutamine and asparagine.....	552
3. Serine and threonine.....	553
(a) Serine from ethyl hippurate.....	553
(b) Serine and threonine by the addition of mercury salts to $\alpha,\beta$ -olefin-carboxylic esters.....	553
(c) Serine and threonine by halogenation of olefinic acids.....	554
4. Tyrosine, halogenated tyrosines, and thyroxine.....	554
(a) Tyrosine.....	554
(b) Iodogorgoic acid, dibromotyrosine, and dichlorotyrosine.....	554
(c) Thyroxine from diiodotyrosine.....	555
5. Proline.....	556
(a) Proline from pyrrolidonecarboxylic acid.....	556
(b) Proline from pyrrole.....	556
6. Arginine and citrulline.....	557
(a) Arginine from ornithine.....	557
(b) Citrulline from arginine or ornithine.....	557
7. Cysteine and methionine.....	557

(a) Cysteine from serine.....	557
(b) Methionine from ethyl chloroethylhippurate.....	557
8. $\beta$ -Alanine.....	557
H. General.....	558
IV. References.....	558

## I. INTRODUCTION

Within the past decade, interest in the  $\alpha$ -amino acids has greatly quickened and has turned from a concern primarily with the structure of proteins to the more mundane consideration of amino acids as nutritive agents. This change of view has shifted interest to the large-scale preparation of amino acids either by isolation from proteins or other natural sources or by organic synthetic methods. It is hoped in this review to describe the methods which are being used or which show promise of use for the preparation of the naturally occurring  $\alpha$ -amino acids for large-scale production. Some of the procedures employed in the past for proof of structure may be mentioned briefly while others, as yet limited to small-scale laboratory preparations, will be described in greater detail where the author is of the opinion that they offer future possibilities.

Table 1 lists the amino acids which will be considered in this review. The great similarity in chemical composition, coupled with high melting points, precludes the separation of most of the naturally occurring amino acids by the conventional methods of organic chemistry—i.e., fractional distillation and crystallization. As will be seen below, successful separation has been found worthwhile in a few cases but it appears that, for practical purposes, reliance on synthetic methods will be the choice of the future for the majority of amino acids.

## II. ISOLATION FROM NATURAL SOURCES

The literature pertaining to the isolation of amino acids by the elaborate methods whose primary purpose concerns their quantitative determination in proteins, etc., has been recently summarized by Block and Bolling (48) and will not be considered here.

Before an amino acid can be separated from a protein or protein concentrate, it is necessary to hydrolyze the protein into its constituent parts. This can be accomplished by heating with aqueous acid or alkali or by digestion with proteolytic enzymes. The conditions employed can be subjected to wide variations, depending on the starting material and on the particular amino acid desired. In common practice, 20 to 50 per cent aqueous sulfuric acid or 20 to 38 per cent hydrochloric acid at atmospheric or preferably at increased pressure is usually employed (*cf.* 41, 42, 43, 44, 45, 48, 50 for details). The excess mineral acid is then removed from the resulting amino acid mixture by the addition of an aqueous suspension of calcium hydroxide in the case of sulfuric acid, while distillation *in vacuo* is used to remove excess hydrochloric acid. Anion-exchange resins can also be advantageously employed in this connection (*cf.* 42, 44). In many cases, it is worthwhile to adsorb humin and other impurities by means of

activated carbon. Alkaline and enzymic hydrolysis are employed only in special cases, which will be given below.

A. ARGININE, HISTIDINE, AND LYSINE

The presence of extra nitrogen atoms in the molecules of these three amino acids has permitted their separation from the other constituents of protein hydrolysates.

TABLE 1

AMINO ACID	FORMULA	OPTICAL ROTATION	MOLECULAR WEIGHT	CHEMICAL COMPOSITION					MELTING POINT
				C	H	N	O	S or I	
									°C.
Alanine.....	$C_3H_7O_2N$	+	89.07	40.42	7.93	15.73	35.92		297
Arginine.....	$C_6H_{14}O_2N_4$	+	174.14	41.35	8.10	32.18	18.37		220 (as HCl)
Aspartic acid....	$C_4H_7O_4N$	-	133.07	36.08	5.31	10.53	48.11		251
Asparagine.....	$C_4H_7O_3N_2$	-	132.08	36.36	6.11	21.22	36.36		226-227
Citrulline.....	$C_6H_{13}O_3N_3$		175.12	41.11	7.48	23.99	27.41		
Cystine.....	$C_6H_{12}O_4N_2S_2$	-	240.23	29.97	5.03	11.66	26.64	26.69	256-258
Diodotyrosine...	$C_9H_9O_3N_2$	-	432.91	24.97	2.10	3.24	11.09	58.63	
Glutamine.....	$C_5H_{10}O_3N_2$	-	146.10	41.07	6.90	19.18	32.85		254-256 ( <i>dl</i> )
Glutamic acid....	$C_5H_9O_4N$	+	147.08	40.80	6.17	9.50	43.51		197-198
Glycine.....	$C_2H_5O_2N$		75.05	31.98	6.71	18.67	42.64		225-330
Histidine.....	$C_6H_9O_2N_3$	-	155.09	46.42	5.85	27.10	20.63		270
Hydroxylysine...	$C_6H_{14}O_3N_2$		162.13	44.08	8.70	17.28	29.61		225 (as picrate)
Hydroxyproline...	$C_5H_9O_3N$	-	131.08	45.77	6.92	10.69	36.62		270
Isoleucine.....	$C_6H_{13}O_2N$	+	131.11	54.92	9.99	10.69	24.41		280
Leucine.....	$C_6H_{13}O_2N$	-	131.11	54.92	9.99	10.69	24.41		293-295
Lysine.....	$C_6H_{14}O_2N$	+	146.13	49.27	9.66	19.17	21.90		263-264 (as HCl)
Methionine.....	$C_5H_{11}O_2NS$	-	149.15	40.23	7.43	9.39	21.45	21.50	283 (uncorrected)
Phenylalanine....	$C_9H_{11}O_2N$	-	165.09	65.41	6.72	8.49	19.38		283
Proline.....	$C_5H_9O_2N$	-	115.08	52.14	7.88	12.17	27.81		220-222
Serine.....	$C_3H_7O_3N$	-	105.08	34.27	6.72	13.33	45.68		228
Threonine.....	$C_4H_9O_3N$	-	119.08	40.31	7.62	11.74	40.31		251-253
Thyroxine.....	$C_{15}H_{11}O_4NI_4$	-	776.82	23.17	1.43	1.80	8.24	65.35	235-236
Tryptophan.....	$C_{11}H_{12}O_2N_2$	-	204.11	64.67	5.93	13.72	15.68		289
Tyrosine.....	$C_9H_9O_3N$	-	181.09	59.64	6.12	7.74	26.50		314-318
Valine.....	$C_5H_{11}O_2N$	+	117.10	51.24	9.47	11.96	27.33		315

1. Electrolytic separation

In 1912, Ikeda and Suzuki (168) obtained a patent for separating arginine, histidine, and lysine based on placing a protein hydrolysate, from which the greater part of the mineral acid had been removed, in a three-compartment electro dialysis apparatus and subjecting it to electrolysis. Electrolytic separation of arginine, histidine, and lysine has been further investigated by Foster and Schmidt (133), Cox, King, and Berg (82), and others (*cf.* 48). In all cases, the

migration of the basic amino acids to the cathode compartment is utilized. The more acidic amino acids are excluded because of the alkalinity of the cathode compartment. Figure 1 is a drawing of the apparatus used by Cox *et al.* (82), employing graphite electrodes.

### 2. Selective adsorption

Sadikov *et al.* (260) reported that permutit removed 93 per cent of the diamino acids and 50 per cent of the monoamino acids from a casein hydrolysate. The

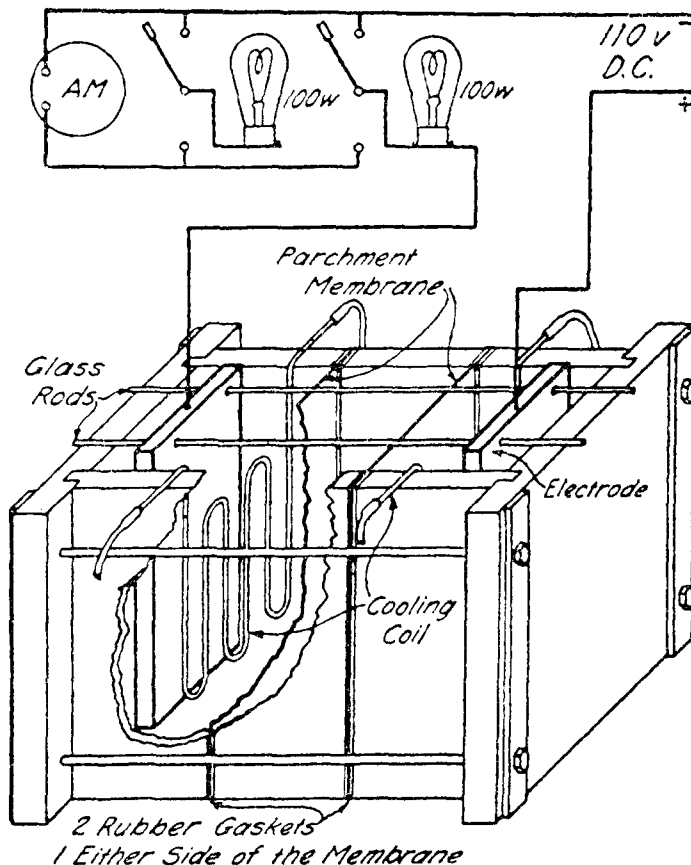


FIG. 1. Electrolytic separation of amino acids (J. Biol. Chem. **81**, 755-64 (1929))

amino acids could then be eluted with 30 per cent sulfuric acid. Turba (317) used bleaching earths (Filtrol, Floridin, etc.) to separate arginine, histidine, and lysine from other amino acids and from one another. However, his published work has been designed for their quantitative separation rather than for large-scale preparation. Turba uses 2500 mg. of bleaching earth to separate 25 mg. of lysine. Furthermore, it is not clear whether the adsorbent can be used over and over again.

Block (41, 42, 43, 45) has used the commercially available cation-exchange resins (polymerized sulfonated phenol-formaldehyde resins), such as Amberlite

IR-1, Amberlite IR-100, Duolite C-1, Duolite C-3, Amberlite XE-17, Ionac C-284, and others, for the concentration of polyamino acids with respect to monoamino acids. Thus, a single passage of a blood hydrolysate, prepared from 50 g. of blood meal (80 per cent protein), through a 50-g. column of cation-exchange resin in the hydrogen cycle resulted in the complete adsorption of arginine, histidine, and lysine and a partial adsorption of some of the monoamino acids. After washing the column with water, the adsorbed amino acids were eluted with constant-boiling hydrochloric acid or exchanged against 4 per cent aqueous ammonia. If desired, histidine and monoamino acids may be removed from the resin by elution with aqueous pyridine before elution of arginine and lysine with dilute ammonia. Whereas the original blood hydrolysate contained approximately twice as much monoamino as polyamino acids, the elutriates contained twice as much diamino as monoamino acids. Other sources of amino acids, such as soybean meal, fish meal, shark meat, etc., can be used with equal facility. The ion exchanger after acid elution is ready for the next cycle without further treatment; if ammonia exchange is used to recover the polyamino acids, it is better, although not necessary, to convert the exchanger to the hydrogen form before the next run. The life of these exchangers exceeds 500 cycles by laboratory test.

Block has also found (42, 43, 45) that not all cation-exchange materials are suitable for the separation of polyamino acids; thus, the sulfonated coals, which are utilized extensively for water softening and other purposes, have not been found operative under the above-described experimental conditions.

### 3. Individual separation of arginine, histidine, and lysine

Although both the electrolytic and the adsorption methods can be used to separate the three polyamino acids from one another, for large-scale preparation of arginine, histidine, and lysine it seems preferable first to employ one of the group separations given above with one or more of the methods designed for isolation of a specific polyamino acid to be given below.

#### (a) Arginine *via* arginine flavianate

Kossel and Gross (190, 191) observed that arginine could be readily and practically quantitatively precipitated from acid hydrolysates of arginine-rich proteins, such as gelatin, by the addition of a considerable excess of flavianic acid (2,4-dinitro-1-naphthol-7-sulfonic acid). The resulting arginine mono(or di)flavianate was then decomposed by dissolving in dilute ammonium hydroxide and precipitating the flavianic acid as the barium salt with baryta. Arginine carbonate was isolated from the filtrate after removal of the excess barium with carbon dioxide (*cf.* 166). An alternative method was to decompose the finely powdered arginine flavianate with hot 33 per cent sulfuric acid, cool, filter off the flavianic acid, and isolate arginine carbonate after removal of the sulfuric acid with baryta. Pratt (249) extracted the flavianic acid from sulfuric acid-decomposed arginine flavianate with butyl alcohol and subsequently isolated arginine carbonate according to Kossel and Gross (191). Cox (80) modified the Kossel methods by using hydrochloric acid for hydrolysis and throughout the procedure.

He decomposed the arginine flavianate with hot concentrated hydrochloric acid, cooled the solution to crystallize out flavianic acid, and precipitated arginine dihydrochloride from the concentrated filtrate with alcohol. The dihydrochloride was then converted into arginine monohydrochloride by the addition of aniline. Aniline hydrochloride is soluble in alcohol, while arginine monohydrochloride is not. Block (46) decomposed arginine flavianate by stirring an aqueous suspension with an anion-exchange resin (Amberlite IR-4B).

Arginine flavianate can be recrystallized from dilute ammonium hydroxide by acidification with hydrochloric or acetic acid (*cf.* 48).

(b) Arginine *via* the benzylidene derivative

Bergmann and Zervas (32, 33) found that benzaldehyde will condense with arginine in strongly alkaline solution (barium hydroxide or sodium hydroxide) at 0–5°C. to yield the insoluble sodium or barium benzylidenearginine. The salt is then washed with ice water, and dried with alcohol and ether. The benzylidenearginine is decomposed by heating with 5 *N* hydrochloric or nitric acid and, after extraction of the benzaldehyde with ether, arginine is isolated as the hydrochloride or nitrate.

(c) Separation of histidine by means of metallic derivatives

Kossel (189, 192) in 1898 utilized the insolubility of histidine mercuric chloride or histidine silver at neutrality as the means of separating this amino acid from protein hydrolysates. Since that time Vickery and Leavenworth (322), Jones (172), and others have used either or both of these salts, with modifications in detail (*cf.* 48, 134, 142, 152, 172, etc.), for the isolation of histidine from hemoglobin or blood meal. Kapfhammer and Spörer (174) found that histidine was precipitated along with the other heterocyclic amino acids, proline and hydroxyproline, by Reinecke acid [4-tetrazarhodanato-2-amminochromic acid] and suggested that use of this reagent, followed by precipitation with mercuric chloride at pH 7, would be a good way of preparing histidine. However, Reinecke acid does not appear to offer any advantage over the original Kossel methods.

(d) Isolation of histidine by aromatic sulfonic acids

The successful application by Kossel and Gross (191) of flavianic acid (2,4-dinitro-1-naphthol-7-sulfonic acid) for the separation of arginine prompted Bergmann and his associates (92, 301) to study the specific precipitability of other aromatic sulfonic acids. From a large number of these, Vickery (321) found that the easily prepared 3,4-dichlorobenzenesulfonic acid was an excellent precipitant for histidine. When blood cells are hydrolyzed with hydrochloric acid and the excess mineral acid is removed by repeated concentration *in vacuo*, histidine can be readily isolated from the decolorized hydrolysate by the addition of 5–6 moles of 3,4-dichlorobenzenesulfonic acid. The resulting histidinedisulfonate is readily recrystallized from boiling water. Histidine can then be isolated from the pure salt by precipitation of the 3,4-dichlorobenzenesulfonic acid with barium hydroxide. The excess barium hydroxide is removed with carbon dioxide, and histidine is isolated as the free base from the concentrated aqueous solution.



## (e) Lysine picrate

Up to 1939, lysine was only isolated from protein hydrolysates by precipitation with the costly phospho-24-tungstic acid (*cf.* 48), followed by formation of lysine picrate. In that year, Rice (257) in W. C. Rose's laboratory reported that lysine picrate could be prepared directly from blood hydrolysates from which the excess sulfuric acid had been previously removed by precipitation with cream of lime to pH 6. The resulting lysine picrate, contaminated with histidine and other picrates, was purified by repeated crystallization from hot water. The lysine picrate was then decomposed by hot hydrochloric acid, the picric acid was removed by crystallization and with charcoal, and the lysine was isolated directly as the dihydrochloride or, after treatment with pyridine, as lysine monohydrochloride (*cf.* Section II,A,3,(a) above).

Unfortunately, this simple procedure does not appear to be generally applicable to crude commercial protein hydrolysates (46, 197, 257) but it gives excellent results when applied to polyamino acid concentrates prepared by ion-exchange adsorption (*cf.* Section II,A,2, above).

## (f) Benzoyllysine copper

Kurtz (197) evolved a novel method for preparing lysine. The amino acids from a neutralized protein hydrolysate (pH 6) are converted into their copper salts by boiling with excess cupric carbonate. The excess cupric carbonate is filtered off, and the clear blue filtrate is treated with benzoyl chloride at 0°C. The  $\epsilon$ -benzoyllysine copper which precipitates is washed with ice water and alcohol and dried in air. The copper is removed by hydrogen sulfide, and  $\epsilon$ -benzoyllysine is allowed to crystallize from aqueous solution. Lysine is recovered from the benzoyl derivative following hydrolysis with 8 *M* hydrochloric acid for 10 hr.

## B. GLUTAMIC ACID AND ASPARTIC ACID

1. *Precipitation as the calcium or barium salts*

The dicarboxylic amino acids can be precipitated from protein hydrolysates as the calcium or barium salts from strongly alkaline solution by the addition of 5–10 volumes of ethanol. Details of this procedure, which was first used as a quantitative method by Ritthausen and by Foreman, are given in reference 48.

2. *Electrolytic separation*

Foster and Schmidt (133, 168) also suggested that the dicarboxylic amino acids could be concentrated in the anodic compartment of the three-cell electro dialysis apparatus described in Section II,A,1. This suggestion has apparently not been developed further.

3. *Selective adsorption*

Turba and Richter (318; *cf.* 48) found that glutamic and aspartic acids are quantitatively adsorbed by Brockmann's standardized aluminum oxide. Glutamic acid is then eluted with *N* acetate-acetic acid buffer, after which the aspartic acid is removed with dilute alkali. It requires 5000 mg. of aluminum oxide to adsorb 10 to 15 mg. of dicarboxylic amino acids.

A superior analytical and preparative method has been devised by Cannan and Kibrick (67, 179). This consists in adsorbing the dicarboxylic amino acids on one of the polyamino phenol-formaldehyde resins such as Amberlite IR-4, Duolite A-3, De-Acidite, etc. Cannan (67) has described the conditions ensuing when an acidic protein hydrolysate is treated with sufficient anion-exchange resin to raise the pH to 6-7.

"The neutral amino acids will be present almost entirely in the form of dipolar ions with zero net charge, the acidic amino acids in the form of monoanions, and the ammonia and the basic amino acids (except histidine) in the form of monocations. The histidine will be partially cationic and partially dipolar. The chief anions present will, therefore, be those of the hydrochloric acid and of the dicarboxylic amino acids; and it is these alone which should be adsorbed by the resin. Let  $a$ ,  $b$ , and  $c$  represent the equivalents of acidic amino acids, bases (basic amino acids and ammonia), and chloride respectively in the original hydrolysate. Then, if  $\alpha$  is the fraction of the total anions which is bound by the resin, and if  $\alpha_a$  and  $\alpha_c$  are the fractions of the total dicarboxylic amino acids and of chloride respectively which are bound, electrical neutrality in the solution requires that

$$a + c - b = (a + c)\alpha = a\alpha_a + c\alpha_c$$

$$\therefore \alpha = 1 - \frac{b}{a + c} \quad "$$

The  $\alpha$  is determined by the ratio of bases to acids. Therefore, for complete removal of the dicarboxylic amino acids, hydrochloric acid must be present in very large excess relative to the bases, or the greater part of the bases must be removed from solution prior to treatment with the resin. In fact, the effluent from the cation adsorption of the basic amino acids has proved an excellent source for the adsorption of the dicarboxylic acids (unpublished experiments of the author and G. P. Taylor, 1941) (*cf.* Section II,A,2).

#### C. GLUTAMIC ACID, GLUTAMINE, ASPARTIC ACID, AND ASPARAGINE

##### 1. *Glutamic acid*

Probably over 1,000,000 lb. of glutamic acid are prepared per year in the United States for use in the form of monosodium glutamate as a condiment, especially in soups. This is usually prepared from hydrolysates of wheat gluten, corn gluten, casein, soy bean proteins, or beet sugar wastes. However, wheat gluten is by far the largest source.

The protein is hydrolyzed with concentrated hydrochloric acid under pressure for several hours, the black hydrolysate is then decolorized with carbon, and the yellow-brown filtrate is concentrated to a small volume to permit the crystallization of glutamic acid hydrochloride. The glutamic acid hydrochloride is removed, dissolved in water, and the pH is adjusted to 3.2-3.3, whereupon glutamic acid crystallizes. The amino acid is then neutralized with sodium hydroxide to form monosodium glutamate ( $C_5H_8O_4NNa$ ), which is recovered by crystallization. The monosodium glutamate is approximately 99 per cent pure. There are numerous publications and patents embodying minor modifications of the above method, a few of which are given (12, 24, 38, 79, 181, 205, 281, 342).

Apparently the most economical procedure for the preparation of monosodium glutamate is its isolation from the beet sugar by-product known as Steffen house

waste (227). This dilute waste liquid is concentrated to a fairly high specific gravity and subjected to mild alkaline hydrolysis to liberate the glutamic acid. Further steps are similar to those employed for the isolation of monosodium glutamate from wheat gluten hydrolysates.

### 2. *Glutamine*

The glutamine present in beet juice is precipitated by mercuric nitrate at pH 7. After decomposition of the precipitate with hydrogen sulfide and sulfuric acid, glutamine is crystallized from the inorganic ion-free solution with the aid of alcohol (323).

### 3. *Aspartic acid*

This amino acid is best isolated, as the copper salt, from the dicarboxylic amino acid fraction prepared by one of the methods given in Section II,B, after precipitation of glutamic acid as the free base or the hydrochloride (*cf.* 48).

### 4. *Asparagine*

White lupin seedlings are extracted with water and the soluble proteins are removed. Asparagine crystallizes out of the aqueous solution on concentration *in vacuo* (248, 324).

## D. ISOLATION OF CYSTINE AND CYSTEINE

### 1. *Isoelectric precipitation*

A cystine-rich protein, such as horse hair, rabbit fur, wool scraps, etc., is hydrolyzed for several hours with hydrochloric acid. The humin is removed by filtration and activated carbon. Cystine is then precipitated by neutralization of the light yellow hydrolysate with sodium hydroxide, ammonium hydroxide, or sodium acetate to pH 4.5–4.8. The crude cystine so obtained is recrystallized from hot dilute hydrochloric acid or hydrochloric acid–acetic acid, followed by neutralization to pH 4.5–4.8 with ammonium hydroxide (48, 131, 237, 238, 270, 330).

### 2. *Precipitation of cuprous cysteine mercaptide*

Lucas and Beveridge (214), using the observation of Hopkins and others (*cf.* 48) that cysteine is quantitatively precipitated by cuprous ions, found that when a protein hydrolysate containing cystine is treated with a suspension of cuprous oxide at pH 5, a quantitative precipitation of  $\text{CuSCH}_2\text{CHNH}_2\text{COOH}$  results. The copper is then removed with hydrogen sulfide and cysteine hydrochloride is isolated.

Cystine and cysteine are prepared in commercial quantities by these general procedures and are being used in increasing quantities in the food (41, 49) and cosmetic industries.

## E. TYROSINE

Tyrosine is usually obtained as by-product in the manufacture of both cystine and glutamic acid. It is very insoluble at its isoelectric point, *ca.* pH 5.7, a fact which is utilized in its preparation (*cf.* 22, 25, 48, 90, 161).

## F. TRYPTOPHAN

Tryptophan is best prepared by synthesis, but for the isolation of the naturally occurring form, a protein, preferably lactalbumin or blood fibrin, is digested for several weeks with commercial pancreatin at pH 8 (sodium bicarbonate) in the presence of toluene or chloroform as preservatives (81). The tryptophan is precipitated with mercuric sulfate in 10 per cent sulfuric acid (48, 81). After decomposition of the mercury precipitate with hydrogen sulfide, the tryptophan is extracted with butyl alcohol (86) and crystallized from the solvent (*cf.* 262, 327).

## G. LEUCINE, ISOLEUCINE, AND VALINE

These three amino acids are also obtained as by-products in the preparation of glutamic acid and cystine. Most of the commercial "leucine" contains considerable quantities of isoleucine, valine, and even methionine. Barnett (22, 23) isolated leucine as dileucine hydrochloride from a neutralized casein hydrolysate at pH 1.7-2.8 in the presence of a large excess of sodium chloride, while Stein *et al.* (301) used 2-bromotoluene-5-sulfonic acid to precipitate leucine from a leucine-rich, isoleucine-poor protein hydrolysate (hemoglobin).

A mixture consisting of approximately 50 per cent leucine and 50 per cent isoleucine is obtained as a by-product in the manufacture of monosodium glutamate from beet sugar waste. Isoleucine can be separated from leucine by making use of Ehrlich's observation that its copper salt is considerably more soluble in methanol than that of leucine (*cf.* 48, 102). Specific organic reagents may also be developed for this purpose. Town (314) reported that it is possible to separate leucine and valine by fractional precipitation.

## H. MISCELLANEOUS

## 1. Alanine

This amino acid has been obtained from silk fibroin hydrolysates after preliminary removal of glycine as the insoluble azobenzene-*p*-sulfonic acid salt (301) and as the insoluble alanine calcium picrate (124).

## 2. Diiodotyrosine

Iodogorgoic acid was obtained by Wheeler and Mendel (335) from hydrolysates of the common bath sponge by precipitation with silver nitrate and ammonium hydroxide, followed by phospho-24-tungstic acid.

## 3. Glycine

Glycine is readily isolated from glycine-rich protein hydrolysates by precipitation of the ester hydrochloride (*cf.* 2, 48). It also forms an insoluble salt with calcium picrate  $\text{NH}_2\text{CH}_2\text{COOH} \cdot [\text{C}_6\text{H}_2(\text{NO}_2)_3\text{O}]\text{Ca} \cdot 2\text{H}_2\text{O}$  (124) and with nitranilic acid (2,5-dihydroxy-3,6-dinitro-*p*-benzoquinone) (313). Inorganic ions, ammonia, and basic amino acids also form insoluble nitranilates (313; *cf.* 48).

#### 4. Hydroxylysine

This amino acid has been isolated in small quantities from gelatin and isinglass by Schryver *et al.* (9, 28) and Van Slyke *et al.* (320). The method used is based upon the Kossel-Kutscher procedure for lysine (*cf.* 48), followed by fractional crystallization of lysine and hydroxylysine picrates.

#### 5. Hydroxyproline

This amino acid is precipitated along with proline by Reinecke acid (4-tetrarhodanato-2-amminochromic acid) (174). Hydroxyproline is not soluble in absolute ethanol, which dissolves proline (*cf.* 184, 215, 312).

#### 6. Methionine

Methionine is isolated from protein hydrolysates only with considerable difficulty. Pirie (246) used butyl alcohol extraction, followed by precipitation with mercuric acetate. Approximately 30 per cent of the methionine present in casein was obtained by this method.

#### 7. Phenylalanine

This compound has been obtained by the Fischer ester distillation method (*cf.* 48), by fractional crystallization from phenylalanine-rich protein hydrolysates in the presence of large quantities of sodium chloride (18), and by precipitation with 2,5-dibromobenzenesulfonic acid (301).

#### 8. Proline

Proline can be isolated from protein hydrolysates, especially gelatin and zein, because, of all the monoamino acids, it alone is soluble in absolute alcohol (*cf.* 48). Other methods which have been used are based on the fact that proline copper is soluble in ethanol (132) and methanol (182, 184, 312), and that proline is precipitated with Reinecke acid (174) or rhodanilic acid (tetrathiocyanatodianioldochromiato acid,  $[\text{Cr}(\text{CNS})_4(\text{C}_6\text{H}_5\text{NH}_2)_2]\text{H}$ ) (30, 299).

#### 9. Serine

This substance can only be isolated with ease from silk fibroin by precipitation with *p*-hydroxyazobenzene-*p'*-sulfonate after previous removal of tyrosine, glycine, and alanine (301).

### I. GENERAL ISOLATION METHODS

Besides the often-described Fischer ester method, Dakin's butyl alcohol extraction procedure and fractional crystallization (*cf.* 48), high-vacuum distillation of butyl esters (148, 149), differential adsorption on charcoal (48, 71), fractional extraction with organic acids (250) and specific organic reagents (92, 232, 233, 301, etc.) have been used for separating  $\alpha$ -amino acids.

Free amino acids can be recovered from their sodium salts by treating with carbon dioxide under pressure in the presence of an equimolar amount of ammonium bicarbonate and removing the precipitate of sodium bicarbonate (143)

or from their hydrochlorides by adding an excess of an amine such as aniline, pyridine,  $\gamma$ -methylbutylamine, etc., or pinene, and extracting the amine hydrochloride or bornyl chloride (16) with chloroform or ethanol (29, 311).

### III. SYNTHESIS

Many methods for synthesizing  $\alpha$ -amino acids have been proposed since 1850, when A. Strecker (302) prepared alanine by treating acetaldehyde with hydrogen cyanide and ammonia, followed by hydrolysis of the resulting aminocyanohydrin.

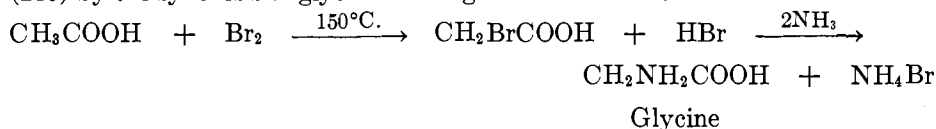
It is hoped to present the general methods of synthesis of amino acids with a brief historical picture, although neither the experimental details nor the complete literature will be given. The reader is referred to the excellent reviews by Dunn (94, 95), Clarke (74), and Carter (68) for other details of this subject.

#### A. AMINATION OF $\alpha$ -HALOGEN ACIDS

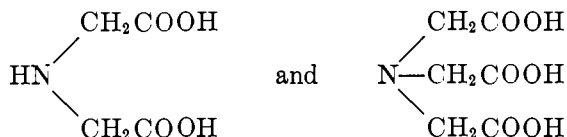
##### 1. From monocarboxylic acids

###### (a) Preparation of glycine

In 1858, Cahours (66) prepared glycine by treating chloroacetic acid with 2 moles of ammonia. This preparation was confirmed by Perkin and Duppa (245) by the synthesis of glycine starting with acetic acid.



Since that time, amination of chloroacetic acid has been one of the best methods for preparing glycine. The formation of by-products such as

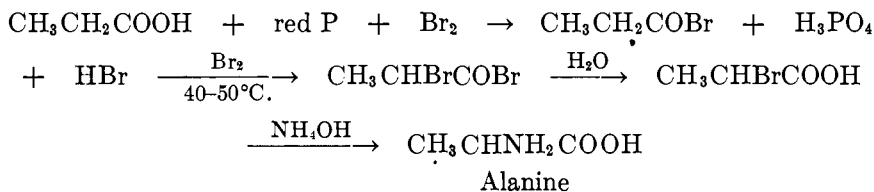


is minimized by the use of a large excess of ammonium hydroxide, sixty times theory (13, 53, 70, 240, 258, 310), liquid ammonia (283), ammonia containing ammonium carbonate (72), or ammonia plus ammonium chloride (109). Glycine is separated from ammonium chloride formed in the reaction by isolation through the copper salt (93) or by precipitation with methanol (13, 53, 240, 310). Krause (193) prepared glycine by amination of the copper salt of chloroacetic acid, eliminating both by-products and ammonium chloride simultaneously.

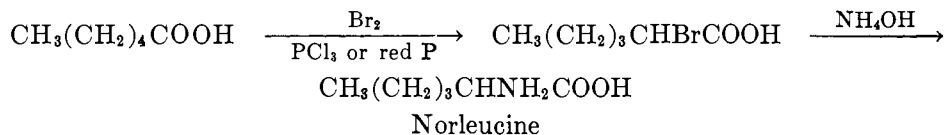
###### (b) Synthesis of alanine, valine, leucine, norleucine, etc.

Synthesis of amino acids other than glycine by direct amination of the  $\alpha$ -halogen acid is limited by the availability of the halogen acid and by the increasing resistance of higher and branched  $\alpha$ -halogen acids to amination. How-

ever, alanine has been synthesized in 70–80 per cent yield from bromopropionic acid and in lower yields from chloropropionic acid (157, 309),



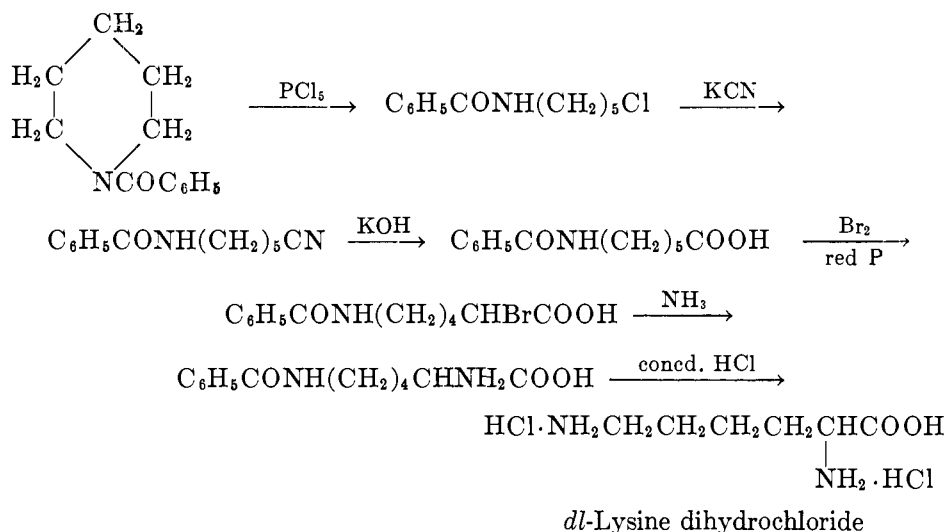
Benzoyl-*dl*-alanine is readily resolved by forming the strychnine salt (242). Norleucine has been made from *n*-caproic acid (1, 73, 225) as follows:



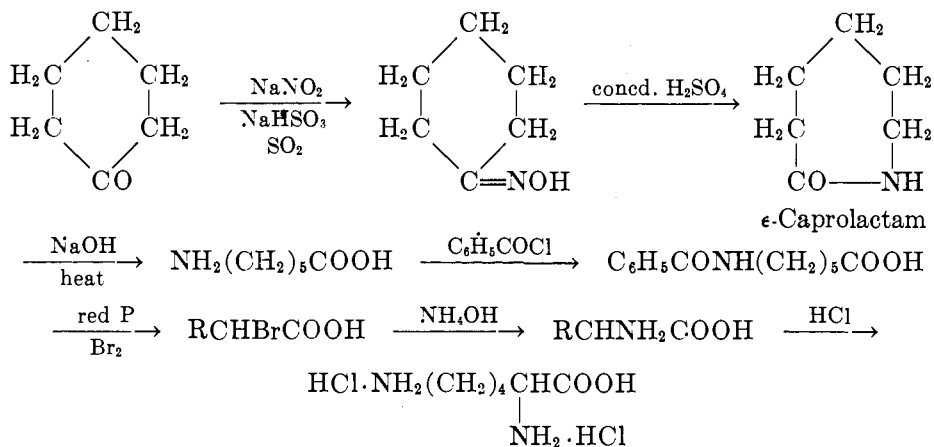
Leucine (222) and valine (220) have also been successfully made by this general reaction (*cf.* 72, 283). The large-scale synthesis of the higher fatty acids from hydrocarbons (156; and other papers by Hass) may permit a much further application of the Cahours–Perkin procedure. Phenylalanine (279) and aspartic acid (177, 326) have also been prepared by this general method.

(c) Synthesis of lysine, proline, and other amino acids

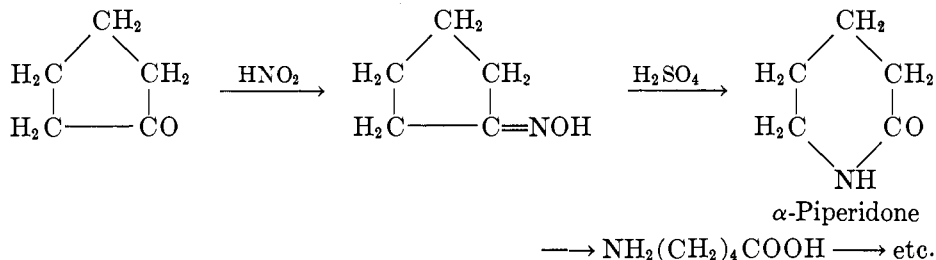
v. Braun prepared lysine from benzoylpiperidine by the following reactions (60):



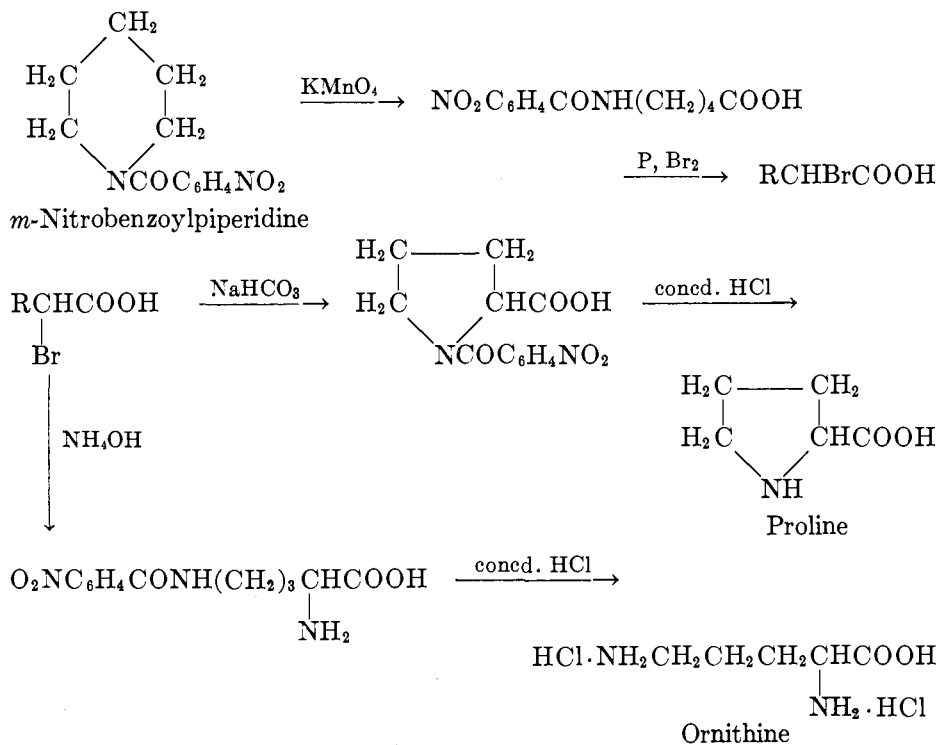
Eck and Marvel (101) used a modification of the v. Braun (60) method for the synthesis of lysine, starting with cyclohexanone and making use of the Beckmann–Wallach rearrangement.



Schniepp and Marvel (273) employed a somewhat similar method for preparing ornithine and arginine, starting with cyclopentanone through the oxime.



Fischer and Zemlén (130) also used a modification of v. Braun's method to prepare ornithine and proline.



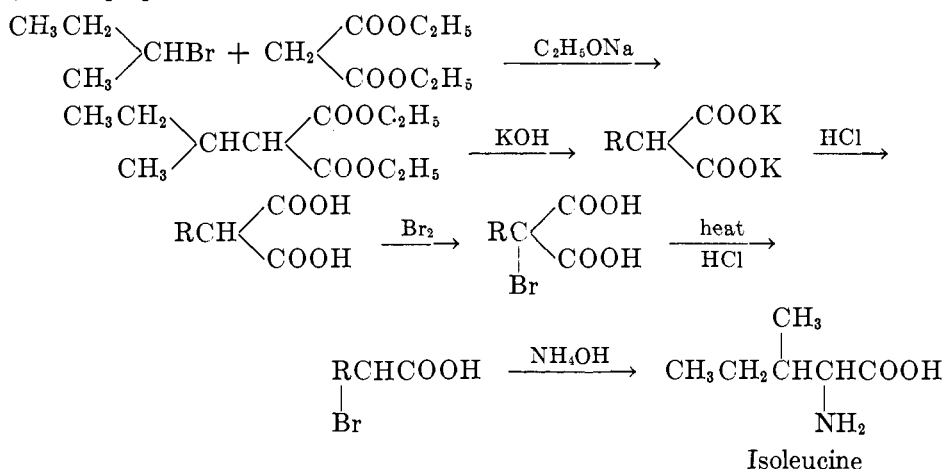


2. From substituted malonic acids

Direct halogenation of monocarboxylic fatty acids is often difficult or impracticable, while the corresponding malonic (1,1-dicarboxylic) acids halogenate readily.

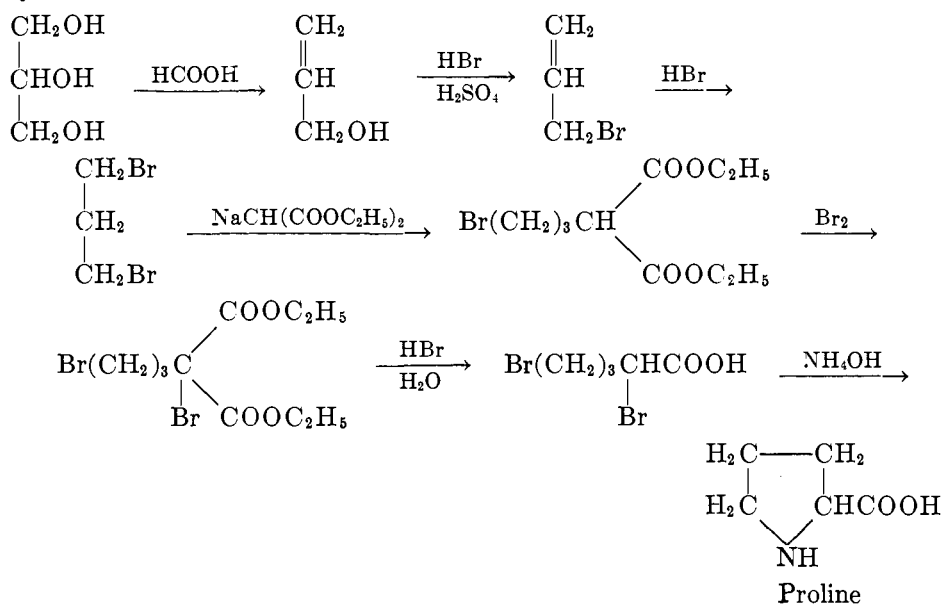
(a) Preparation of valine, isoleucine, norleucine, and phenylalanine

Marvel and associates have developed this procedure for the practical preparation of the above-mentioned amino acids (4, 221, 223, 226). Thus isoleucine (221) is prepared as follows:



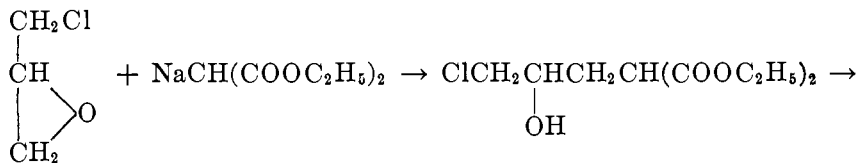
(b) Preparation of proline and hydroxyproline

Willstätter's (136, 336, 337) synthesis of proline from trimethylene bromide and sodiomalonic ester antedates the above use of malonic acid. Proline was synthesized as follows:

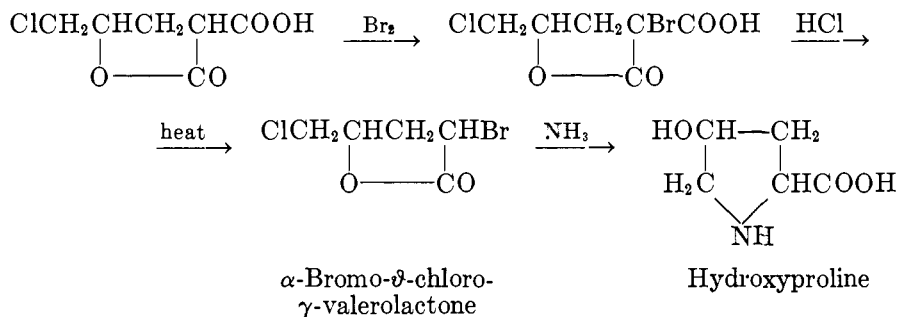


$\gamma$ -Chlorobutyronitrile (158) can also be used to synthesize proline.

Leuchs and Brewster (200, 201, 202) prepared hydroxyproline from Traube's (316)  $\delta$ -chloro- $\gamma$ -valerolactone- $\alpha$ -carboxylic acid as follows:



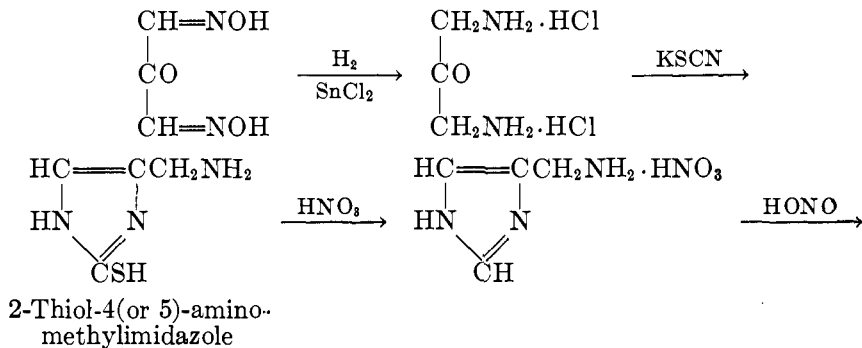
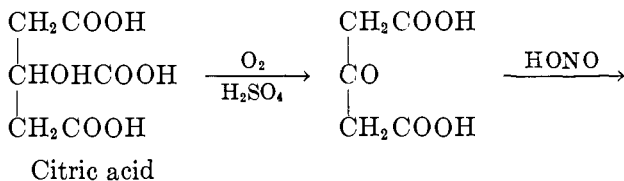
Epichlorohydrin



Traube (315) later made some modifications of the Leuchs-Brewster synthesis.

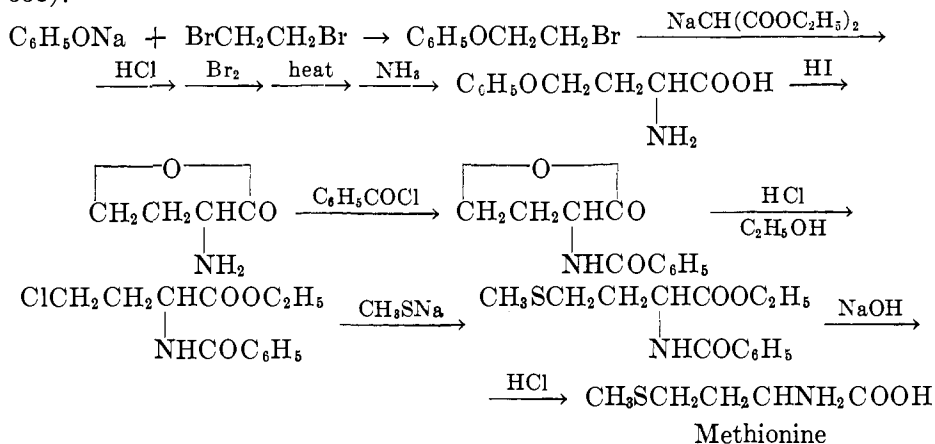
(c) Synthesis of histidine

The brilliant synthesis of histidine by Pyman (253) in 1911 is of theoretical rather than practical interest, although with improved intermediary compounds certain features may prove of practical importance.





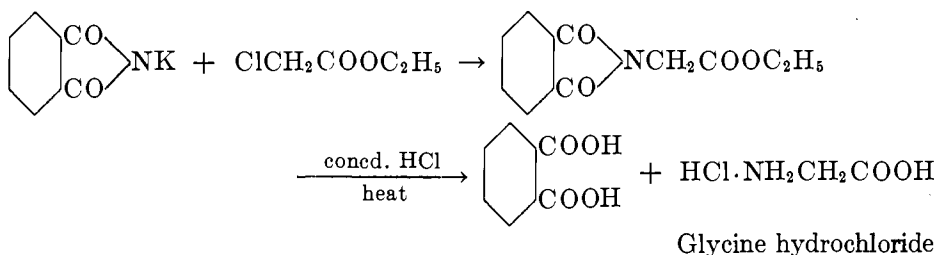
Hill and Robson (162) prepared methionine<sup>1</sup> *via*  $\alpha$ -amino- $\gamma$ -butyrolactone, the intermediate steps being essentially according to the following reactions (244, 338):



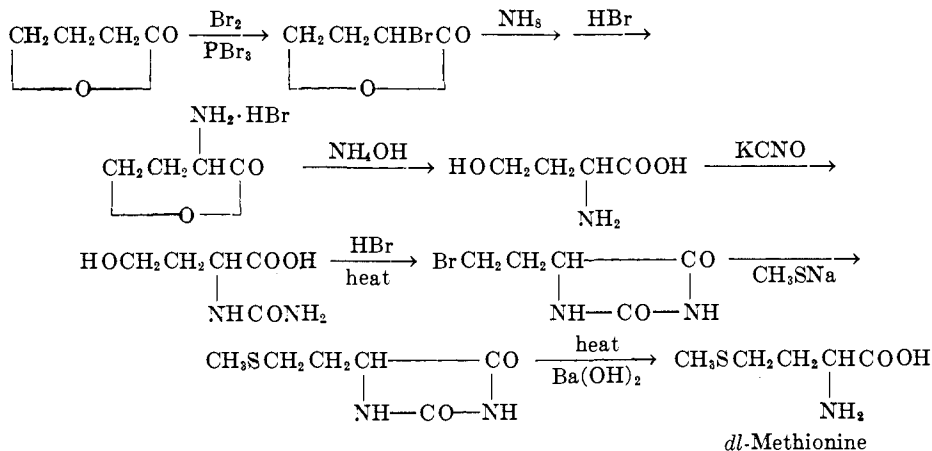
### 3. From potassium (sodium) phthalimide

#### (a) Gabriel synthesis

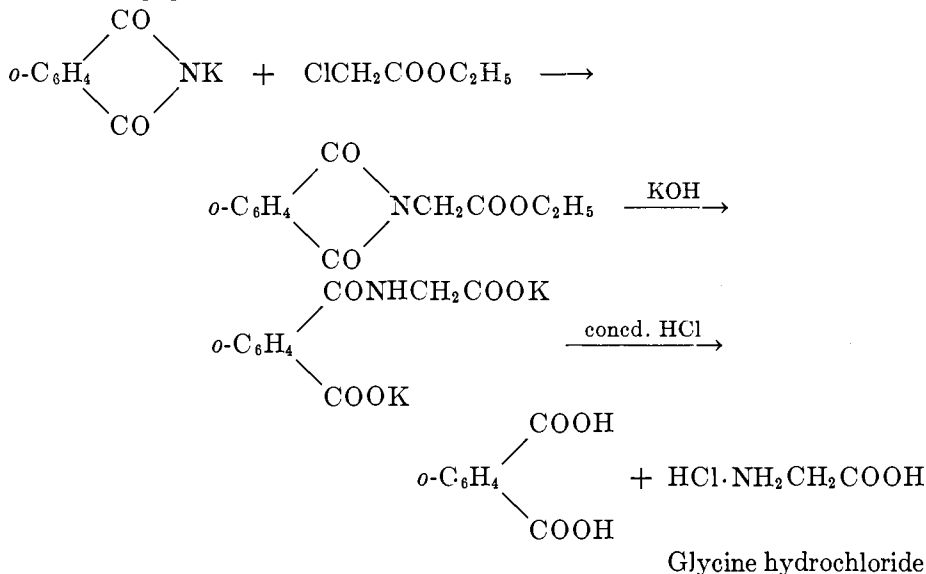
In 1888 Goedeckemeyer (145), working in Gabriel's laboratory, synthesized glycine, using potassium phthalimide and chloroacetic ester.



<sup>1</sup>Livak *et al.* (209a) have synthesized *dl*-methionine by the following reactions:

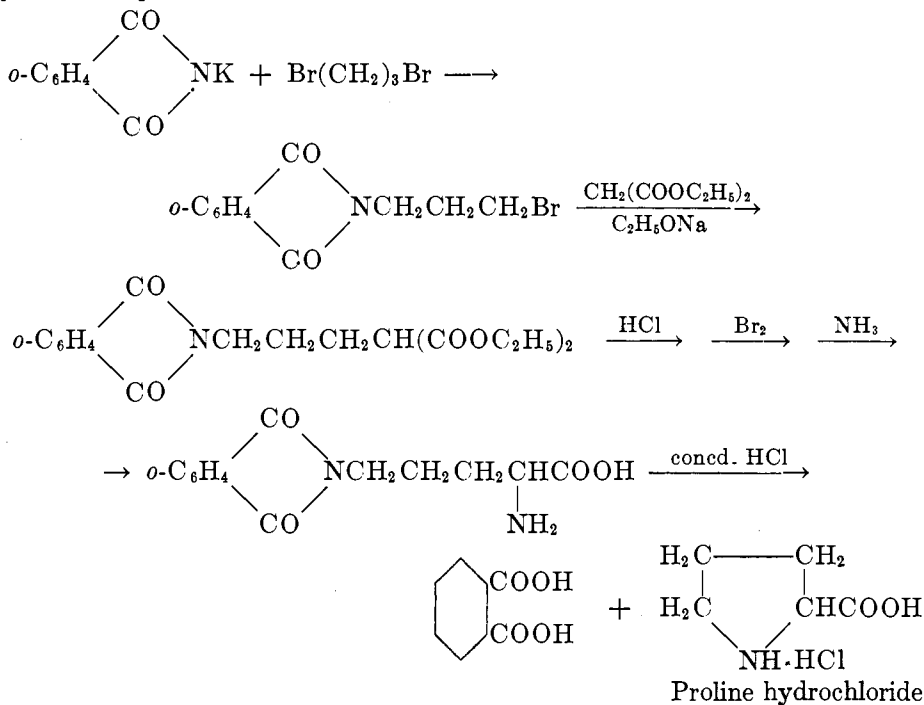


The conditions were somewhat changed by Gabriel and Kroseberg (138; *cf.* 274) the following year. This reaction was to become the basis of the Sørensen phthalimidomalonic ester method and similar methods which will be described later in this paper.

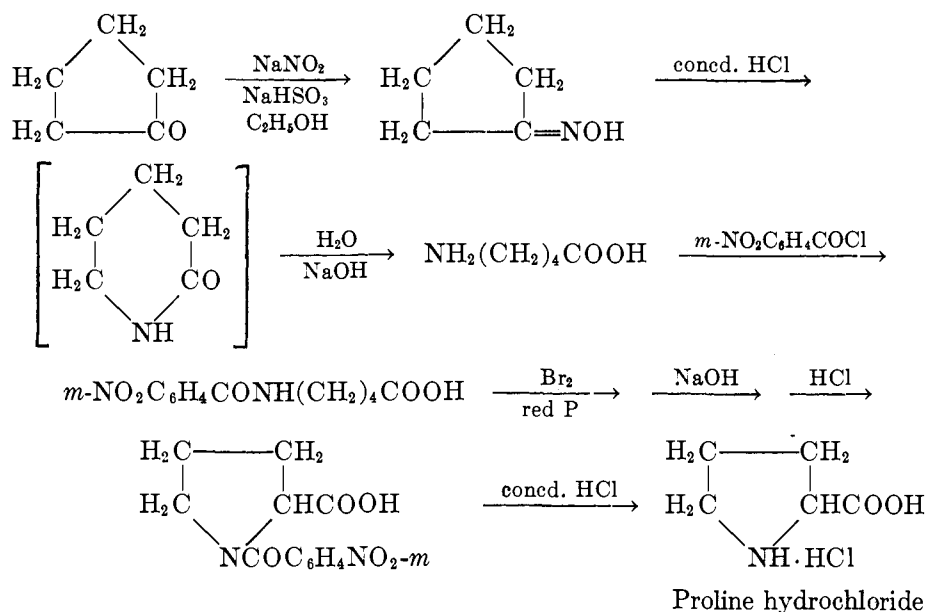


4. *Miscellaneous methods*

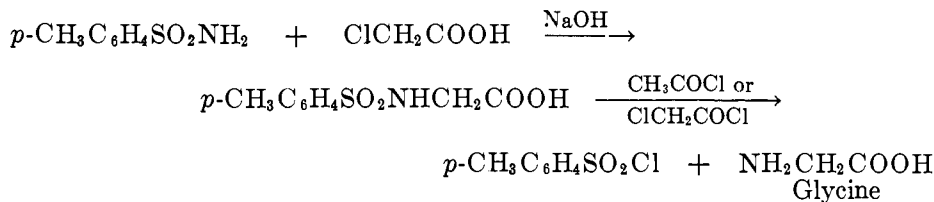
Fischer (125) utilized both potassium phthalimide and malonic ester in his synthesis of proline.



Dunn (95) used a combination of Marvel's (101, 273) cyclopentanone method and Fischer's method (130) to prepare proline.

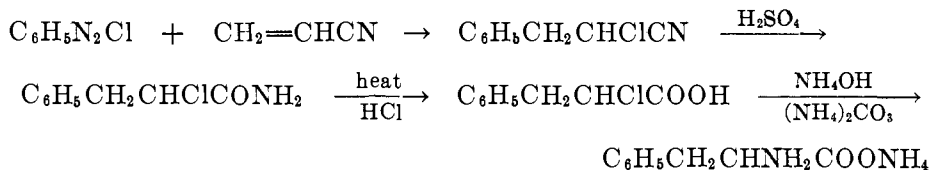


Schroeter (276, 277) used double decomposition of *p*-toluenesulfonamide and  $\alpha$ -halogen acids for the preparation of amino acids. The toluenesulfonamide is easily recovered.



Alanine is similarly prepared from  $\alpha$ -bromopropionic acid.

Gaudry (140, 140a) has recently prepared phenylalanine and tyrosine from benzenediazonium and *p*-methoxybenzenediazonium chlorides and acrylonitrile, all easily available compounds. This reaction appears promising.

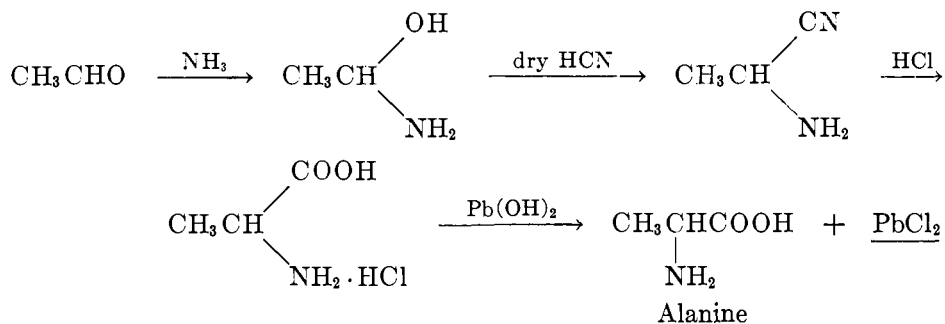


## B. HYDROLYSIS OF AMINOCYANOHYDRINS (STRECKER SYNTHESIS)

In contrast to the many modifications which the synthesis of amino acids by the amination of  $\alpha$ -halogen fatty acids has undergone, Strecker's aminocyanohydrin synthesis has been changed in minor detail only during the past 100 years.

## 1. Alanine

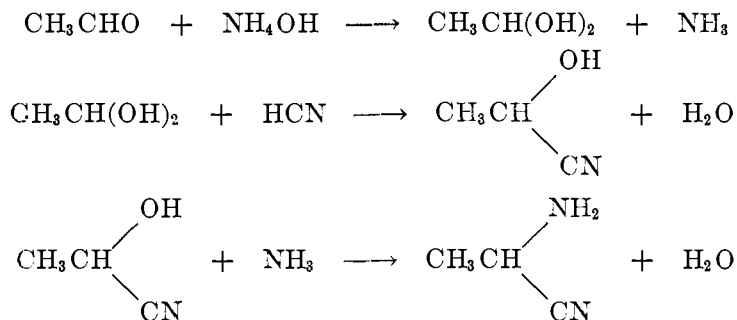
In 1850, A. Strecker (320) treated the addition product of acetaldehyde and ammonia with anhydrous hydrogen cyanide. He hydrolyzed the resulting aminocyanohydrin with hydrochloric acid and, after removing the bound hydrochloric acid with lead hydroxide, recognized that the resulting  $\alpha$ -amino acid was the next higher homologue of glycine. Although the structure of glycine had been elucidated a few years previously, this acid was not to be synthesized until eight years later by Cahours (66). Thus the first synthetically prepared  $\alpha$ -amino acid was named *alanine* after its mother substance, aldehyde.



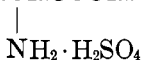
The order of adding ammonia and hydrogen cyanide may be reversed.

Lubavin (210) treated acetaldehyde with ammonium cyanide to obtain the aminocyanohydrin in one step, while Barker (21) and Kendall (178) used a mixture of ammonium chloride and sodium cyanide to achieve the same result. Liquid hydrogen cyanide and concentrated ammonium hydroxide (76) or ammonia gas (167) or liquid ammonia (229) have also been used.

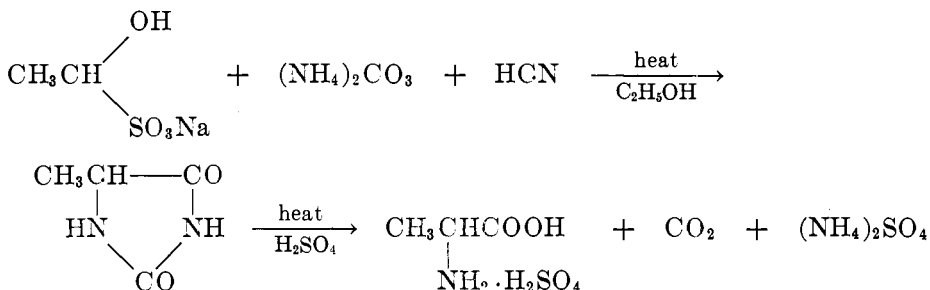
The mechanism of the Strecker synthesis has been studied by Sannie (263), who formulates the reaction as follows:



Other mechanisms and by-products are also given. Brodkorb (62) saponifies the aminonitriles with just enough sulfuric acid to form ammonium bisulfate and  $\text{RCHCOOH}$ .



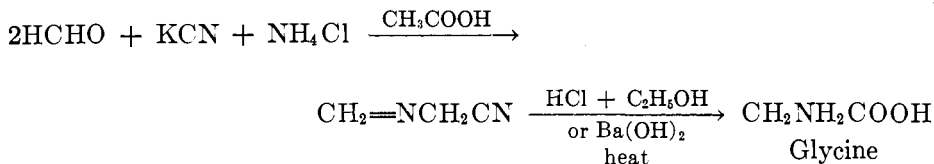
Bucherer (63, 64) treated the aldehyde or the aldehyde bisulfite addition product with ammonium carbonate and hydrogen cyanide in hot ethanol and isolated the hydantoin, which was then hydrolyzed to the amino acid.



Methylhydantoin

## 2. Glycine

Jay and Curtius (169) observed that potassium cyanide and ammonium chloride reacted with 2 moles of formaldehyde rather than 1 mole, as expected from Strecker's experience with alanine. This product, methyleneaminoacetonitrile, was, however, readily hydrolyzed to glycine or glycine ester hydrochloride.

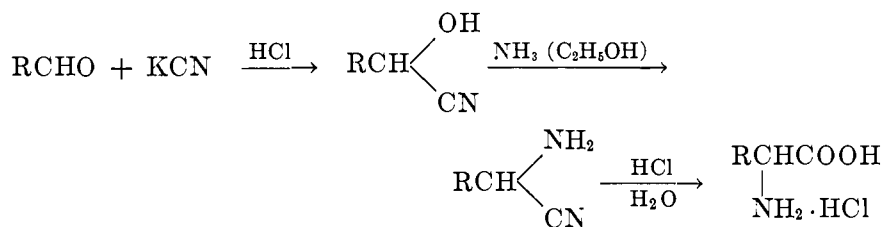


This reaction has been used to prepare glycine or glycine ester hydrochloride in relatively large quantities by Cocking (77), Ling (208), Anslow *et al.* (13), and others.

## 3. Leucine, valine, isoleucine, and phenylalanine

Fourteen years after the synthesis of alanine by A. Strecker, his brother Hermann Strecker (303) prepared leucine hydrochloride from valeraldehyde by the same method. Lipp (209) synthesized valine from isobutyraldehyde by Strecker's original procedure (*cf.* 183), while Ehrlich (103) and Tiemann (307, 308) prepared isoleucine and phenylalanine, respectively, from the corresponding aldehydes as follows:

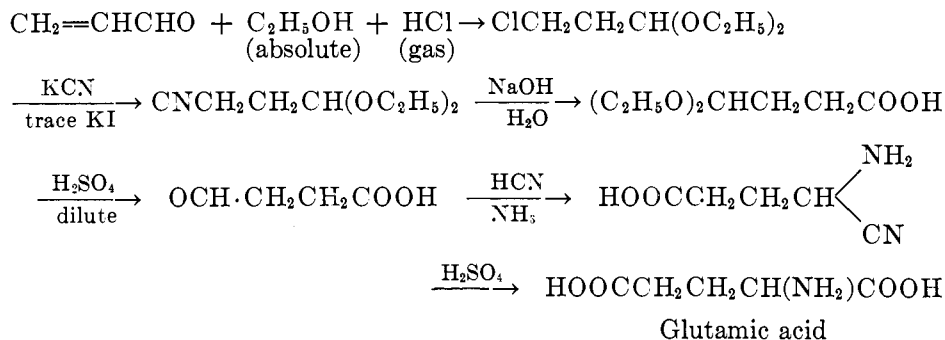




Bucherer and Steiner (64) also synthesized phenylalanine from benzaldehyde, ammonium carbonate, and hydrogen cyanide *via* the hydantoin.

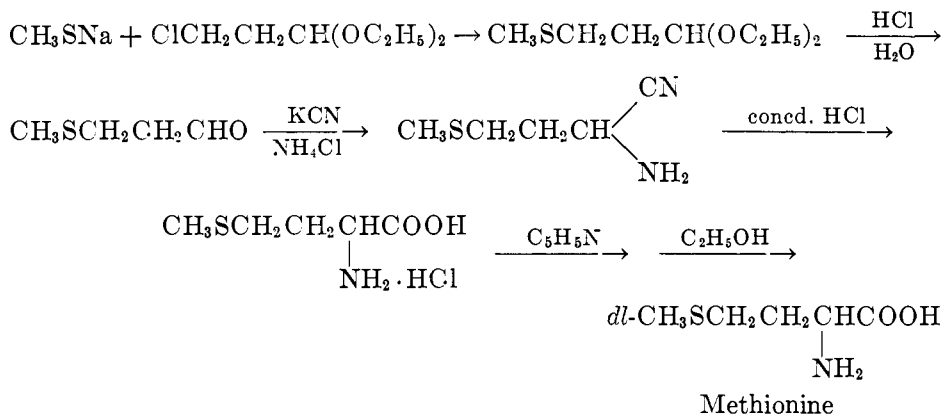
#### 4. Glutamic acid

Keimatsu and Sugawara (176) synthesized glutamic acid from acrolein. This synthesis has academic interest only, as it is far simpler to prepare *dl*-glutamic acid from natural *l*-glutamic acid by racemization.



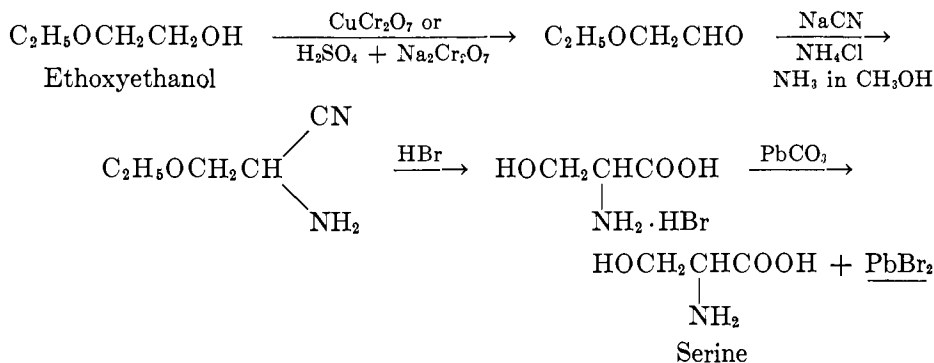
#### 5. Methionine

The synthesis of methionine from  $\beta$ -methylthiolpropionaldehyde diethylacetal by Barger and Coyne (19) established the constitution of this amino acid.



## 6. Serine

Dunn and Redemann (97, 256) synthesized this amino acid from the readily available ethylene glycol monoethyl ether (Cellosolve).



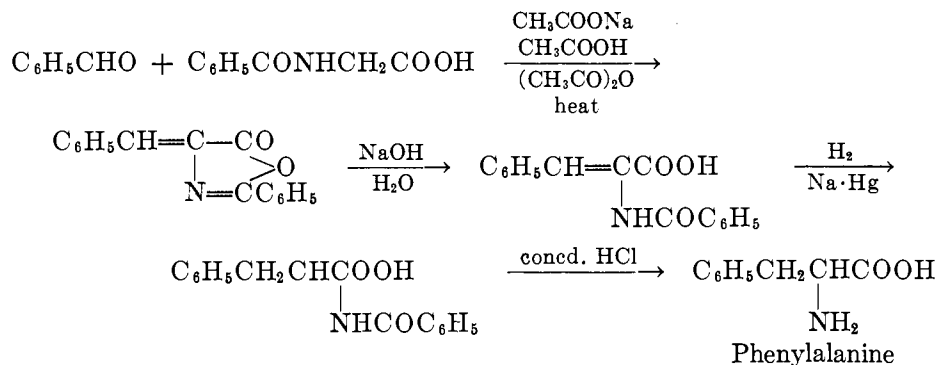
C. CONDENSATION OF AN ALDEHYDE WITH AN ACTIVE METHYLENE GROUP: THE PERKIN REACTION (ERLENMEYER'S SYNTHESIS)

This synthesis is useful for the preparation of the four aromatic amino acids—phenylalanine, tyrosine, tryptophan, and thyroxine, especially the first two.

## 1. Phenylalanine and tyrosine

## (a) By condensation with hippuric acid

Although Erlenmeyer and Lipp (114) synthesized tyrosine from *p*-aminophenylalanine by deamination of the *p*-NH<sub>2</sub> group with nitrous acid anhydride as early as 1883, a general method for the ready preparation of phenylalanine and tyrosine was not described until 10 years later (111, 112). This was accomplished by condensing benzaldehyde or *p*-hydroxybenzaldehyde with hippuric acid by heating with a mixture of sodium acetate, acetic acid, and acetic anhydride, to form the lactimide (azlactone). The azlactone ring was opened with alkali, the unsaturated linkage reduced, and the benzoyl group was removed by acid hydrolysis.

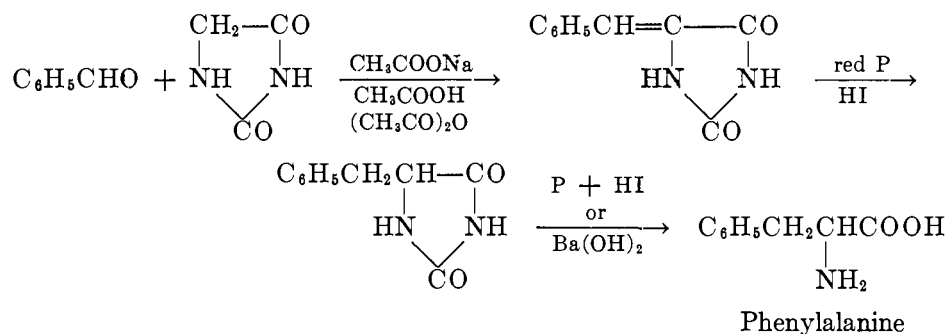


Each step in the original Erlenmeyer hippuric acid synthesis has been modified by various investigators. Thus, Erlenmeyer and Halsey (112) omitted acetic acid, while du Vigneaud *et al.* (325) were unable to obtain efficient condensation (between furfural and hippuric acid) except when fused sodium acetate *alone* was employed.

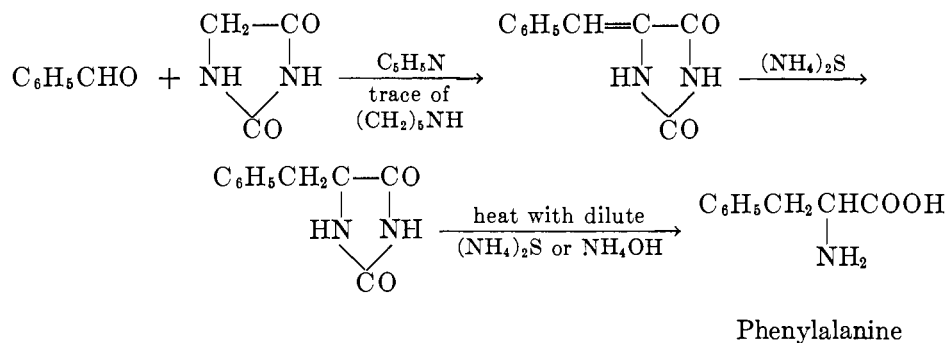
Various agents have been employed for the reduction of the substituted acrylic acids. Thus, Erlenmeyer (111, 112), Deulofeu (91), and others used sodium amalgam; Harington (155), Lamb (198), and others (163) employed hydrogen iodide, red phosphorus, and glacial acetic acid or acetic anhydride; Johnson used tin and hydrochloric acid (170); Bergmann (31) reduced the double bond catalytically; while Boyd and Robson (51) used ammonium sulfide or sodium hydrosulfide.

(b) By condensation with hydantoins

Wheeler and Hoffman (333) condensed benzaldehyde or anisaldehyde (*p*-methoxybenzaldehyde) with a preformed cyclic compound containing an active methylene group, i.e., hydantoin.

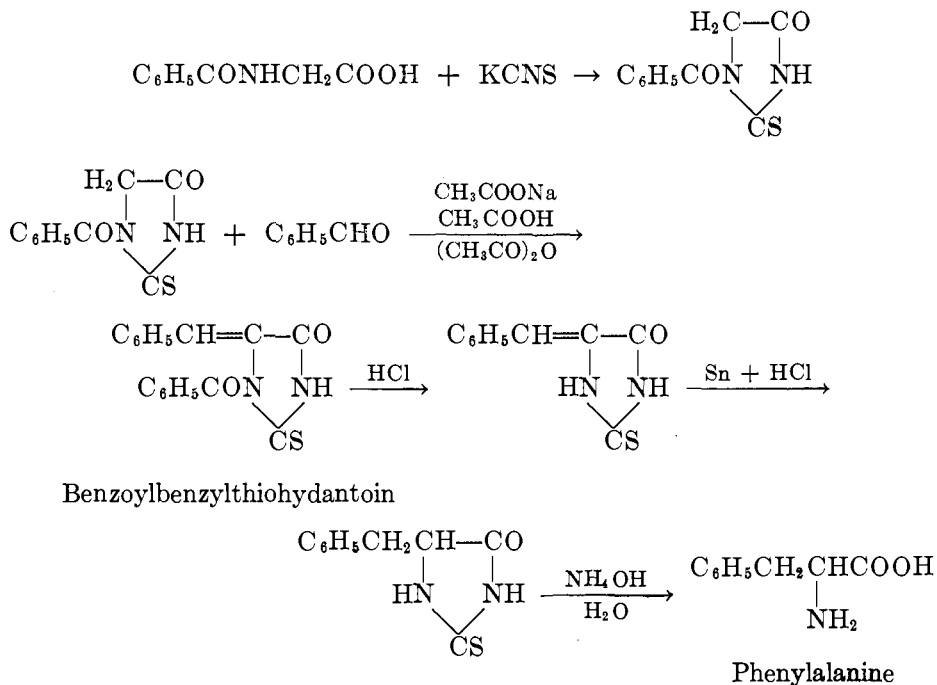


Boyd and Robson (55, 56) replaced Erlenmeyer's acetate condensing agent with an alkaline condensing agent, such as pyridine containing traces of piperidine or diethylamine.



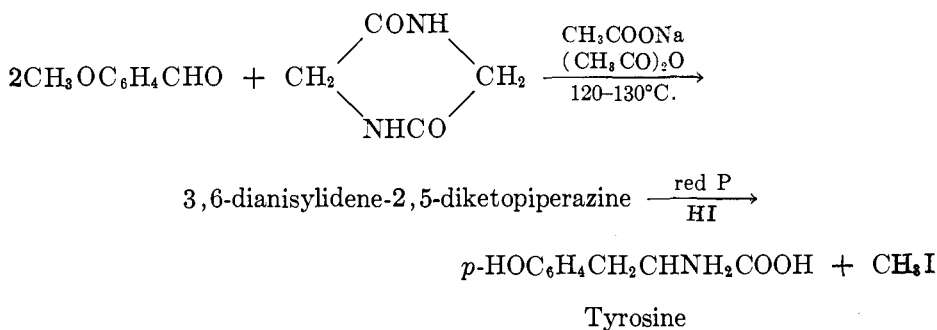
(c) By condensation with thiohydantoin

Johnson and O'Brien (170) prepared a thiohydantoin from hippuric acid and then used the Erlenmeyer-Wheeler method.



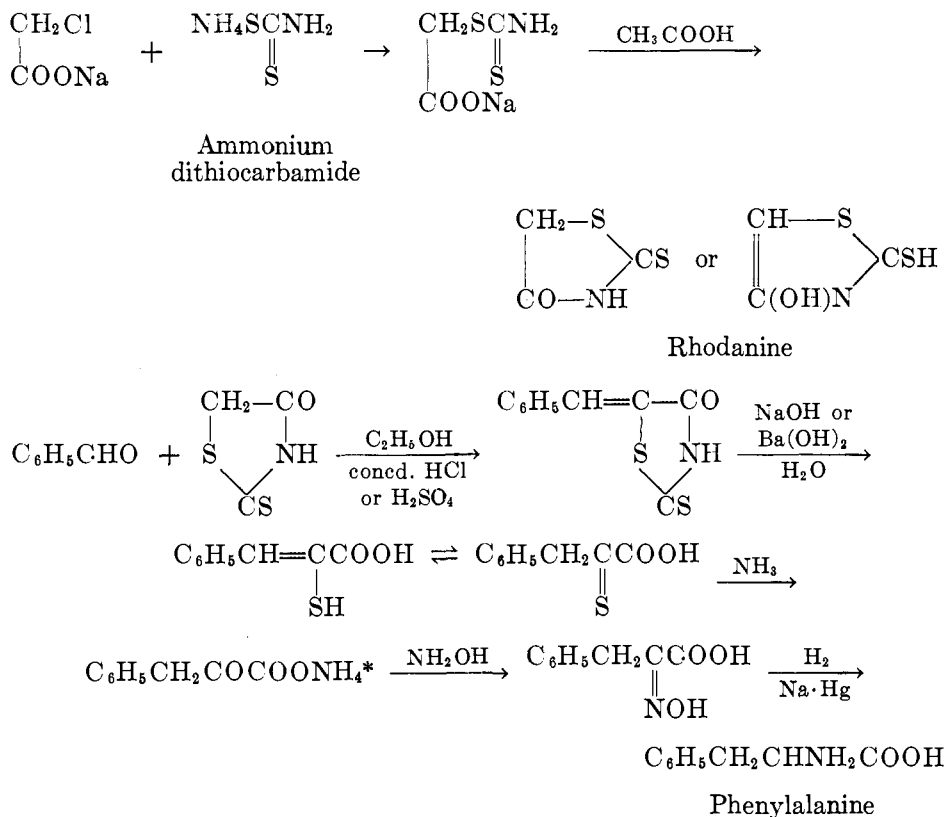
(d) By condensation with diketopiperazine (glycine anhydride)

Sasaki (228) used diketopiperazine as the ring structure containing an active methylene group.



(e) By condensation with rhodanine (2-mercapto-4-oxythiazole)

Gränacher (146, 147) used the well-known reactivity of rhodanine with aromatic aldehydes to prepare amino acids.



\* If  $\text{NH}_2\text{OH}$  is used on sulfhydrylcinnamic acid, the oxime of phenylpyruvic acid is formed directly.

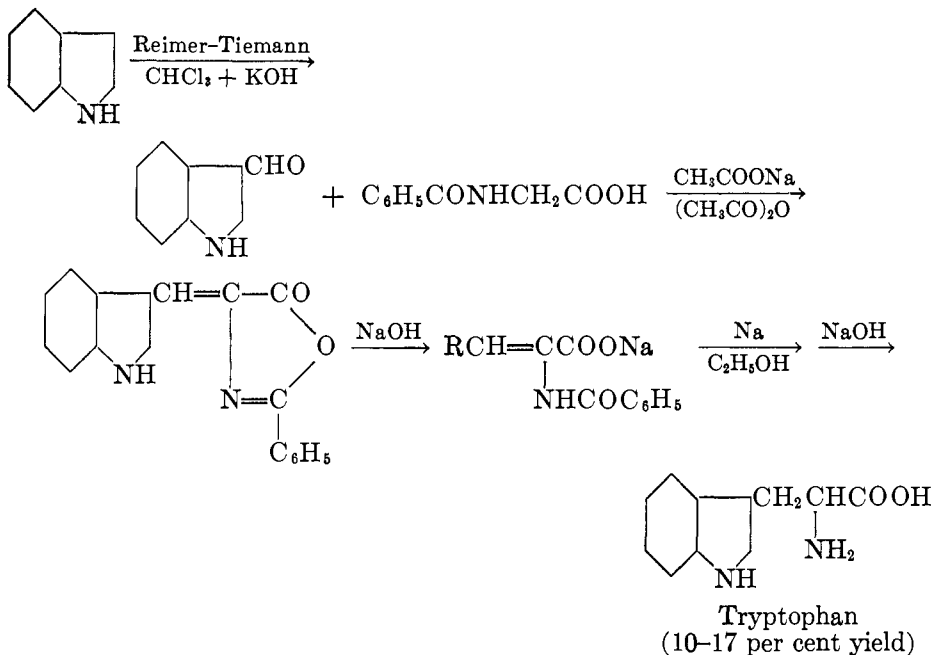
(f) By condensation with acetylglycine

Herbst and Shemin (159) used acetylglycine rather than benzoylglycine (hippuric acid) for the synthesis of phenylalanine.

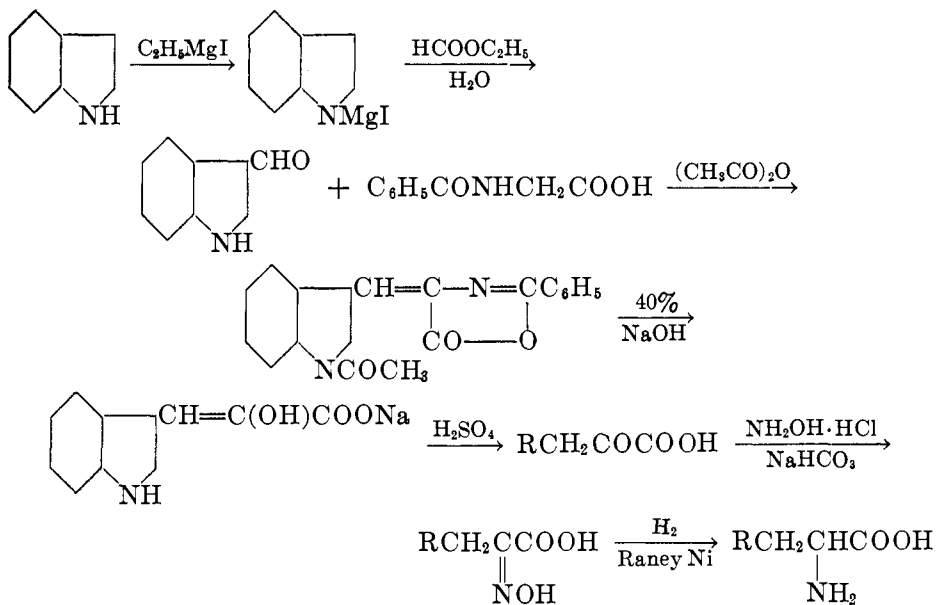
2. Tryptophan

(a) By condensation with hippuric acid

This important amino acid was first synthesized by Ellinger and Flamand (105) according to Erlenmeyer's original method except, of course, avoiding treatment with hot mineral acids.



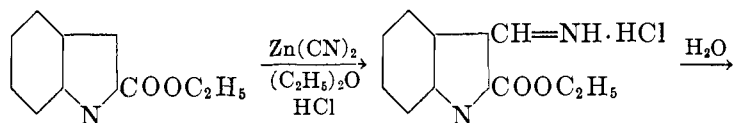
Baugess and Berg (26) prepared indolepyruvic acid by the azlactone method and then made the amino acid by reduction of the oxime. The indolealdehyde was prepared from indole by Majima and Kotake's method (217).



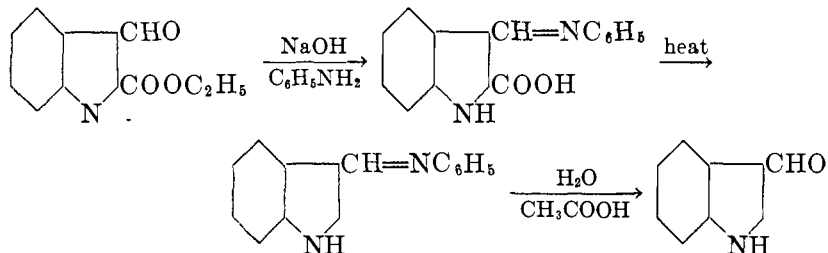
(b) By condensation with hydantoin

Majima and Kotake (217) condensed indolealdehyde, prepared from indole-magnesium iodide (*cf.* above) and ethyl formate, with hydantoin according to Wheeler and Hoffman (333). The  $\beta$ -indolalhydantoin was reduced with sodium amalgam and the hydantylskatole was hydrolyzed with baryta.

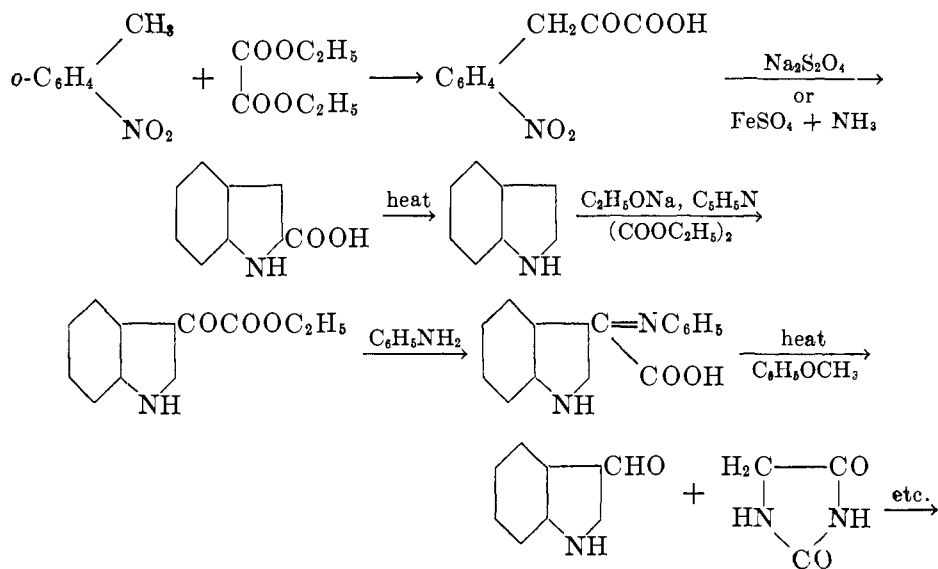
Boyd and Robson (58) condensed indole-3-aldehyde with hydantoin, using pyridine-piperidine, and obtained tryptophan from the resulting indolalhydantoin by simultaneous reduction and hydrolysis with ammoniacal ammonium sulfide. Indolealdehyde was prepared either by the Reimer-Tiemann reaction or *via* the Gatterman synthesis (57).



2-Carboxyethylindole



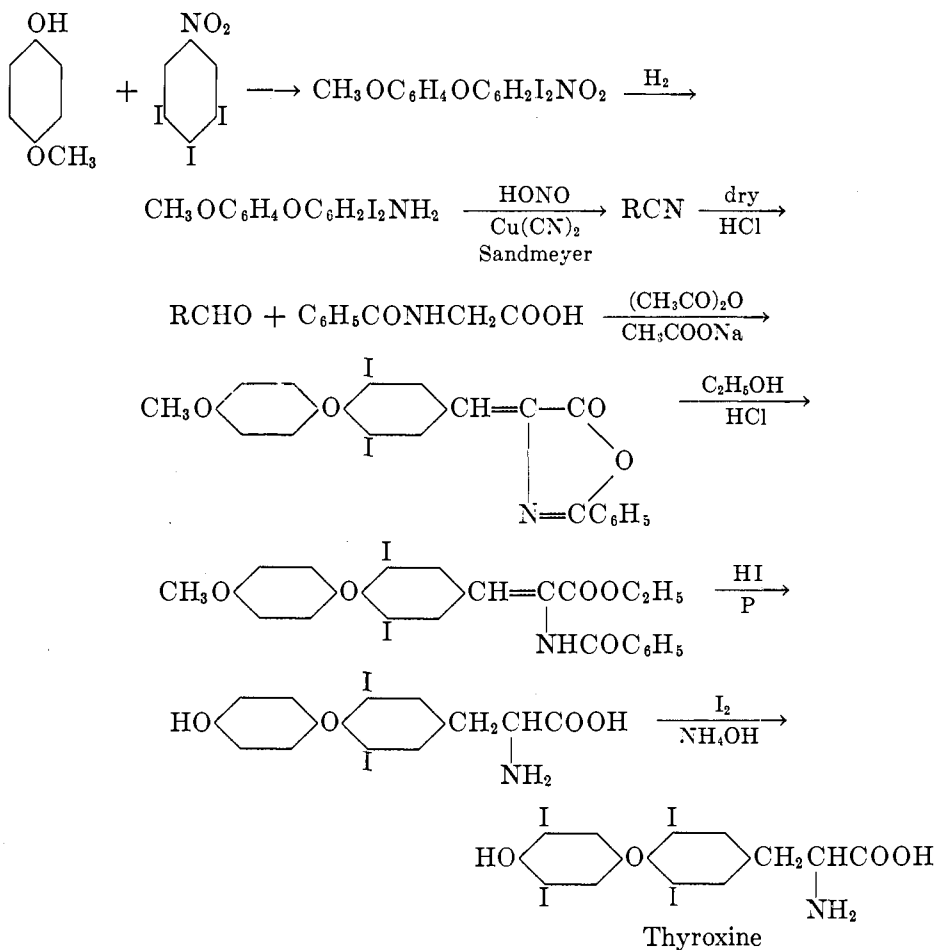
Elks *et al.* (104) prepared indole-3-aldehyde from *o*-nitrotoluene and condensed the former with hydantoin in the usual fashion.



## 3. Thyroxine

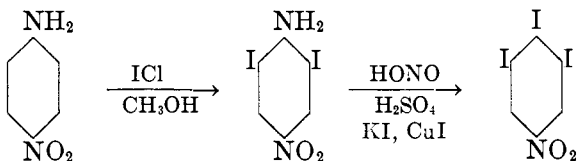
(a) By condensation with benzoylglycine

Harington and Barger (154, 265) prepared thyroxine from the proper aldehyde according to Erlenmeyer's hippuric acid method.



Thyroxine is [ $\beta$ -(3,5-diiodo-4-(3',5'-diiodo-4'-hydroxyphenoxy))]phenyl- $\alpha$ -amino-propionic acid.

Triiodonitrobenzene can be prepared from *p*-nitroaniline as follows (265):





## 4. Histidine

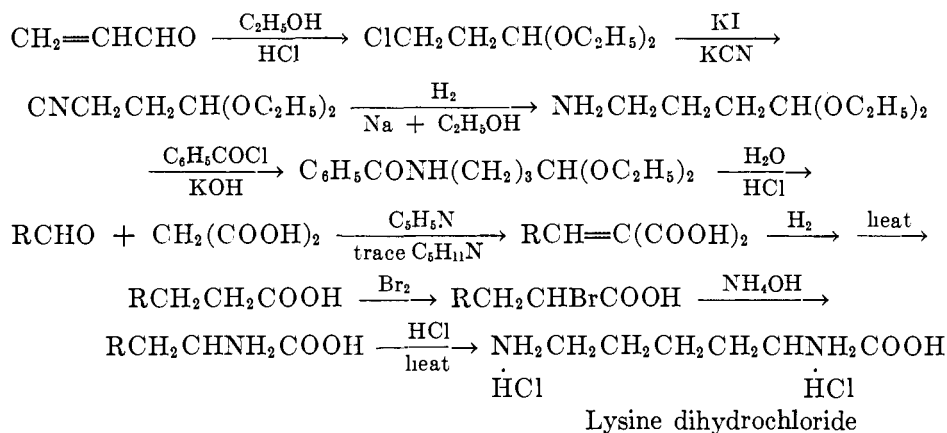
## (a) By azlactone synthesis

Pyman (254) used this reaction for his second synthesis of histidine. Glyoxaline formaldehyde was prepared by nitric acid oxidation of the corresponding imidazolylmethyl alcohol. The remainder of the synthesis was essentially according to Erlenmeyer.

## 5. Lysine

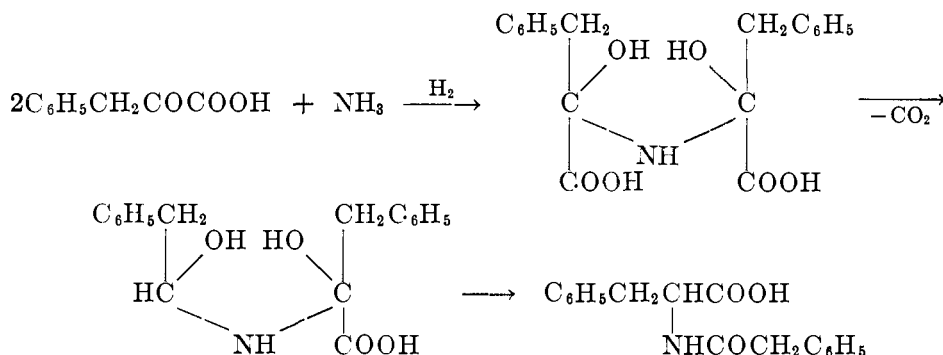
## (a) By condensation with malonic acid

Sugasawa (304) has synthesized *dl*-lysine from acrolein in an elaborate procedure involving pyridine-piperidine condensation with malonic acid (*cf.* Section III,B,4 and Section III,C,1,(b)).


 D. REDUCTION OF  $\alpha$ -KETO GROUPS AND THEIR DERIVATIVES

 1. Reduction of  $\alpha$ -keto groups in the presence of ammonia: alanine, leucine, isoleucine, glutamic acid, etc.

In 1899, Erlenmeyer and Kunlin (113) made the interesting observation that when phenylpyruvic acid was reduced in the presence of ammonia, *N*-phenylacetylphenylalanine was formed.

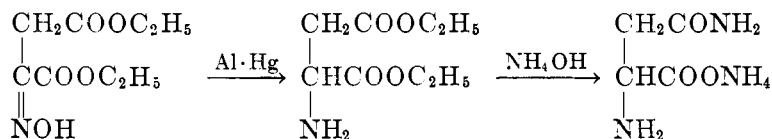






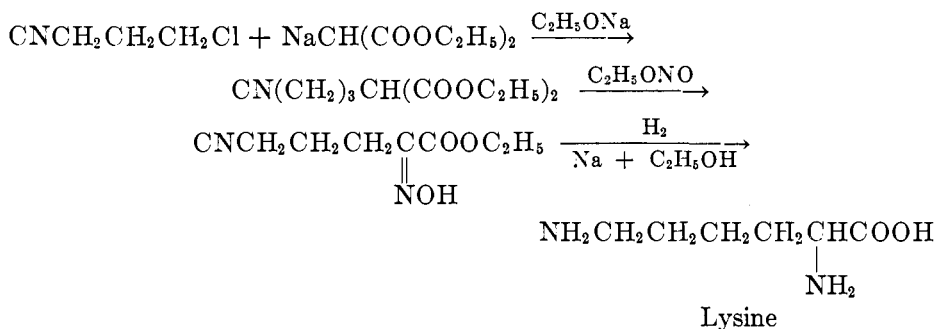
Granacher (146, 147) also used sodium amalgam to reduce ketoximes, Baugess and Berg (26) and Shemin and Herbst (280) used nickel and platinic oxide, respectively, while  $\beta$ -amino acids have been prepared by the electrolytic reduction of substituted  $\beta$ -oximinoacetoacetic esters (14, 259, 267, 332).

Cocker (75) utilized Piutti's (247) method to prepare asparagine.

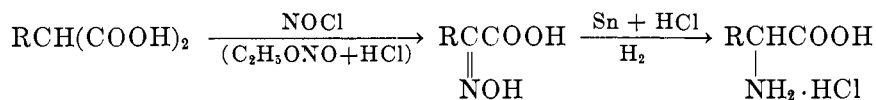


(b) Preparation of oxime by action of nitrite on substituted malonic acid or ester: lysine, leucine, phenylalanine

Fischer and Weigert (129) synthesized lysine from  $\gamma$ -chlorobutyronitrile and malonic ester by means of ethyl nitrite.



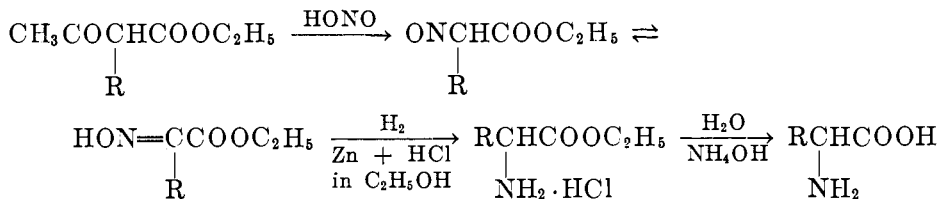
Onishchenko (239) modified Fischer's method to prepare leucine and phenylalanine in good yields.



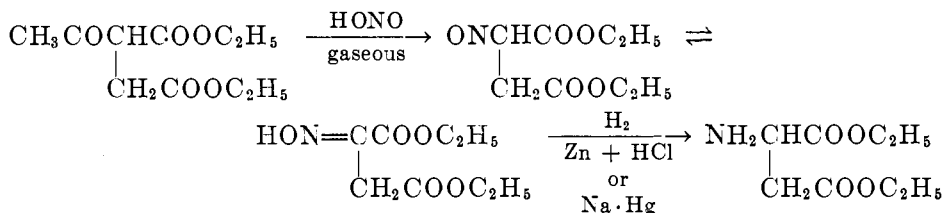
(c) Preparation of oxime by action of nitrite on substituted acetoacetic ester: methionine, threonine, hydroxyproline, aspartic acid, glutamic acid, leucine, isoleucine, etc.

Bouveault and Locquin (54) used acetoacetic ester rather than malonic ester in the preparation of amino acids. Since their publication in 1906, numerous investigators have used this method for the synthesis of many amino acids.

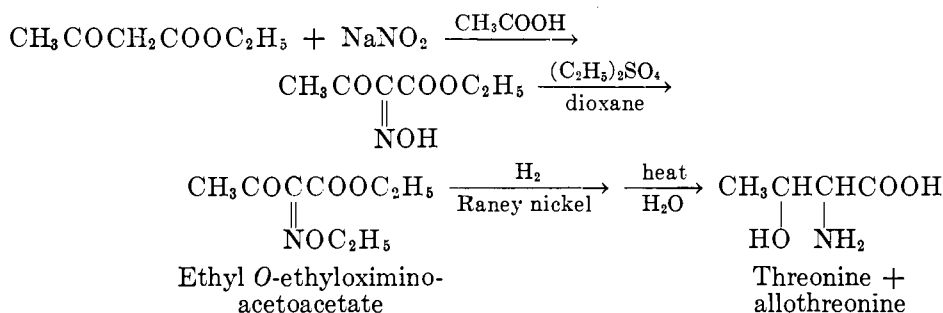
(1) *Alanine, valine, and isoleucine* by Bouveault and Locquin (54).



(2) *Aspartic acid* by Schmidt and Widmann (271).



(3) *Threonine* by Adkins and Reeve (6).



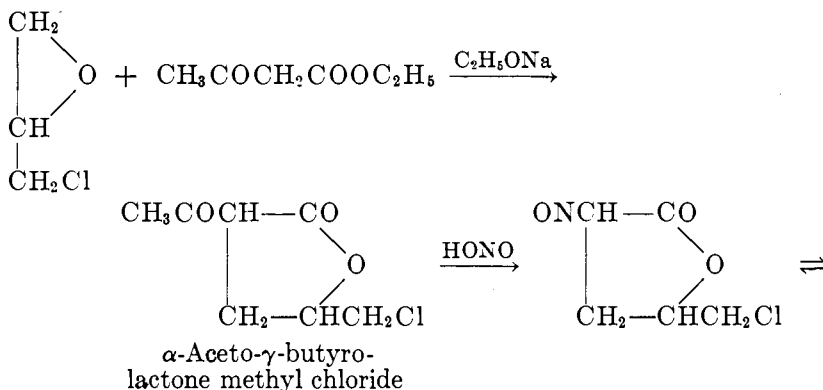
It should be noted that this synthesis does not involve a substituted acetoacetic ester and that the acetyl group is not removed by nitrosation.

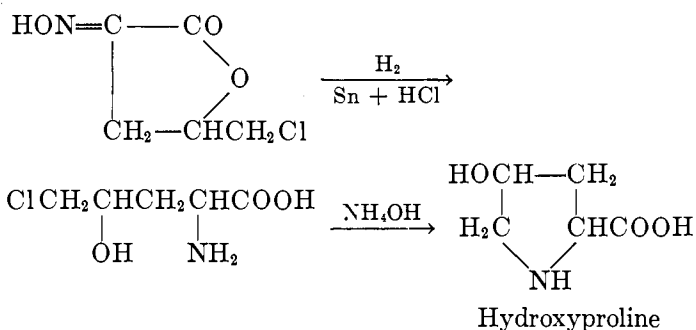
(4) *Other amino acids*: McIlwain and Richardson (228) used the Bouveault-Locquin method for glutamic acid (good yield) and hydroxyproline (poor yield). They were unable to prepare threonine, as the hydroxyl group was reduced by their platinic oxide catalyst.

Hamlin and Hartung (151) prepared tyrosine, isoleucine, and a number of other amino acids by treatment of substituted acetoacetic esters with butyl nitrite (*cf.* 236) and sulfuric acid. The  $\alpha$ -oximino esters were reduced with hydrogen and palladium. The yields were very good.

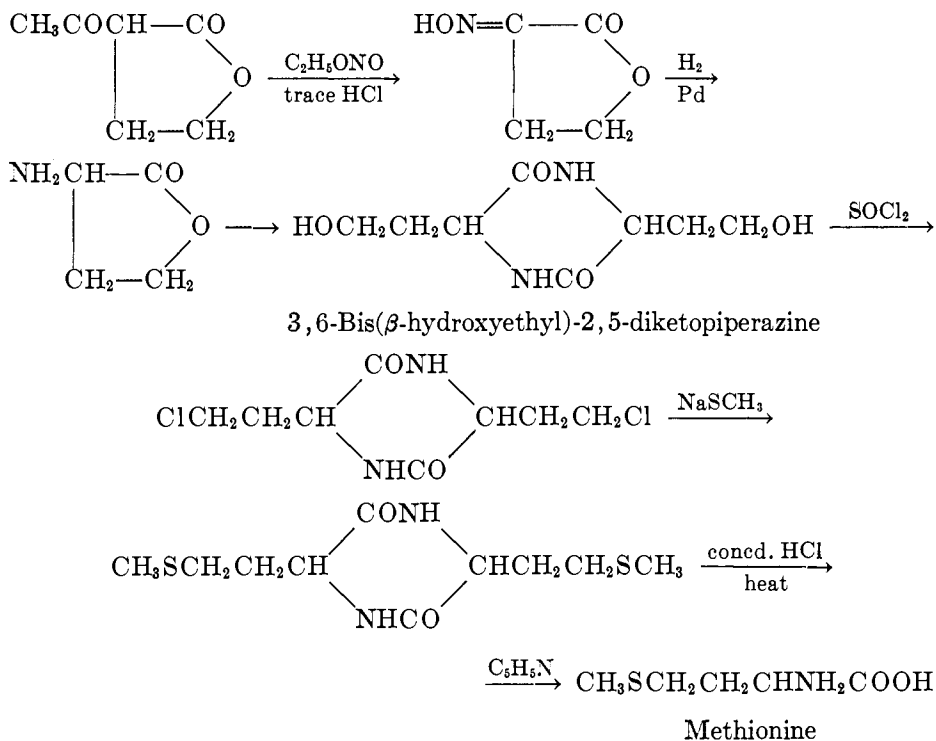
(d) Syntheses from  $\alpha$ -oximino- $\gamma$ -butyrolactone

(1) *Hydroxyproline*: Feofilaktov (119, 120) used the action of nitrous acid on an acetobutyrolactone to prepare hydroxyproline.





(2) *Methionine*: Snyder *et al.* (285, 286, 287) used  $\alpha$ -aceto- $\gamma$ -butyrolactone from ethylene oxide and acetoacetic ester to prepare methionine, essentially as follows:



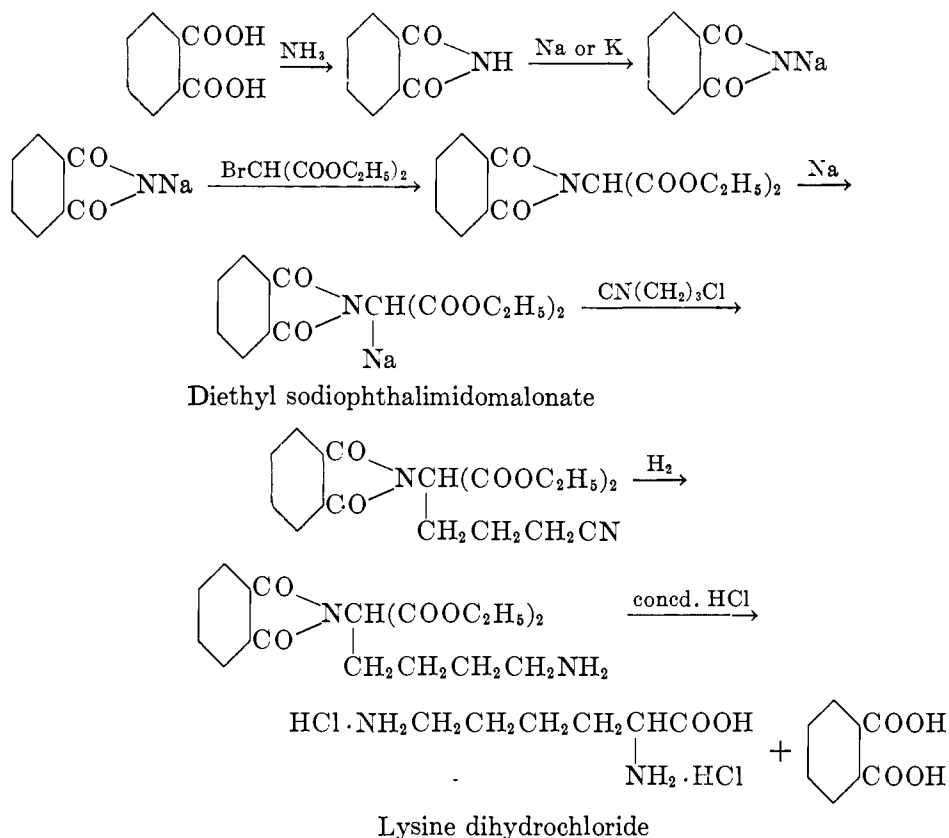
#### E. ALKYLATION OF AMINOMALONIC ACIDS

##### 1. Phthalimidomalonic ester

###### (a) Lysine

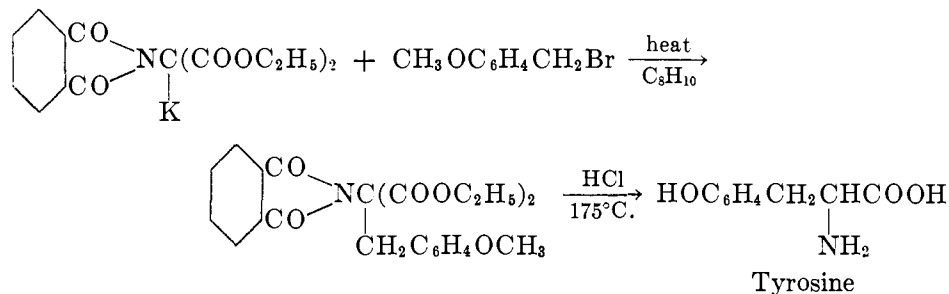
In 1889, Gabriel and Kroseberg (138) prepared glycine by treating chloroacetic ester with potassium phthalimide and hydrolyzing the resulting phthalimido-

acetic ester (*cf.* Section III,A,3). Sørensen (292) used an interesting modification of this procedure for the synthesis of lysine (241, 293).



(b) Phenylalanine and tyrosine

Sørensen (293) used the sodium phthalimidomalononic ester method for the synthesis of phenylalanine from benzyl chloride, while Stephen and Weizmann (298) synthesized tyrosine by the same general method from *p*-methoxybenzyl bromide.

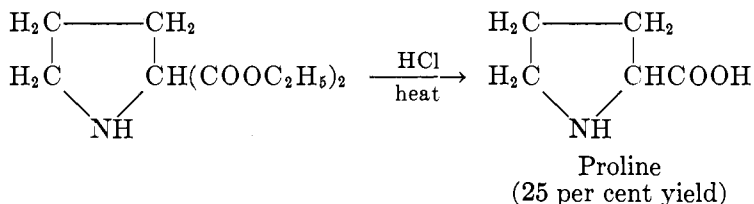
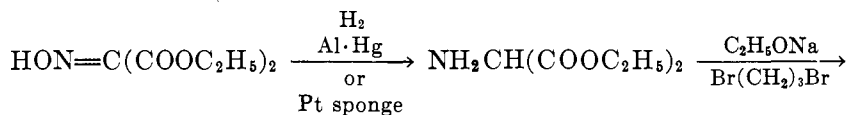
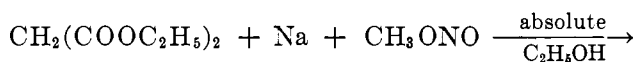








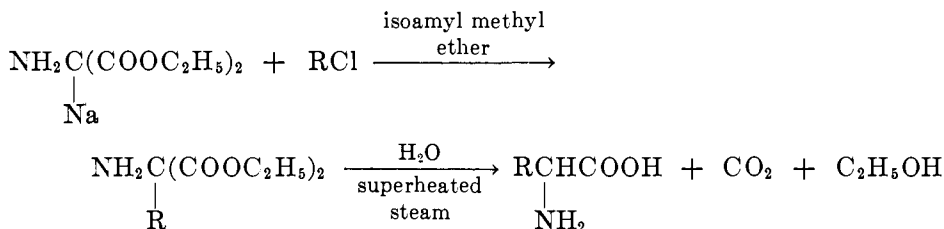




Aminomalonic acid was first obtained by Baeyer (17) by reduction of nitrosomalonic acid, but it was not readily prepared until 1880 when Conrad and Bischoff (78) synthesized nitrosomalonic ester from diethyl sodiomalonate and nitrous acid. Nitrosomalonate can be reduced by Raney nickel (203).

### (b) Glycine, leucine, and phenylalanine

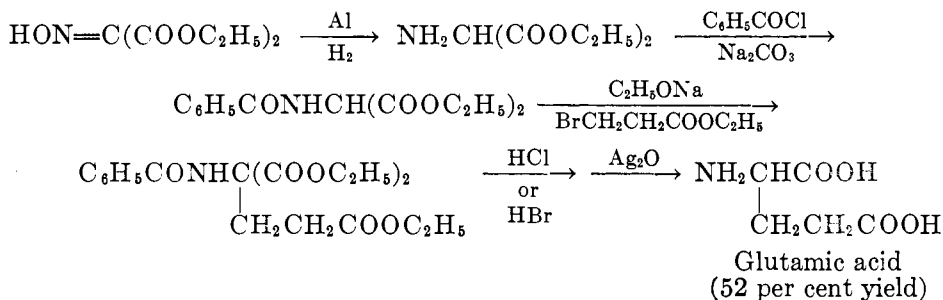
These amino acids were synthesized by Locquin and Cerchez (211, 212, 213) from aminomalonic ester.



### 3. Benzoylamino malonic ester

#### (a) Glutamic acid, aspartic acid, glycine, alanine, leucine, valine, and phenylalanine

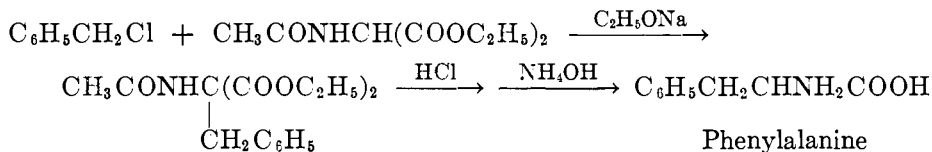
Dunn, Redemann, and their coworkers introduced diethyl benzamidomalonate as a general reagent for the preparation of  $\alpha$ -amino acids (99, 243, 255). Good to excellent yields were obtained.



## 4. Acetylaminomalonic ester

## (a) Leucine, norleucine, and phenylalanine

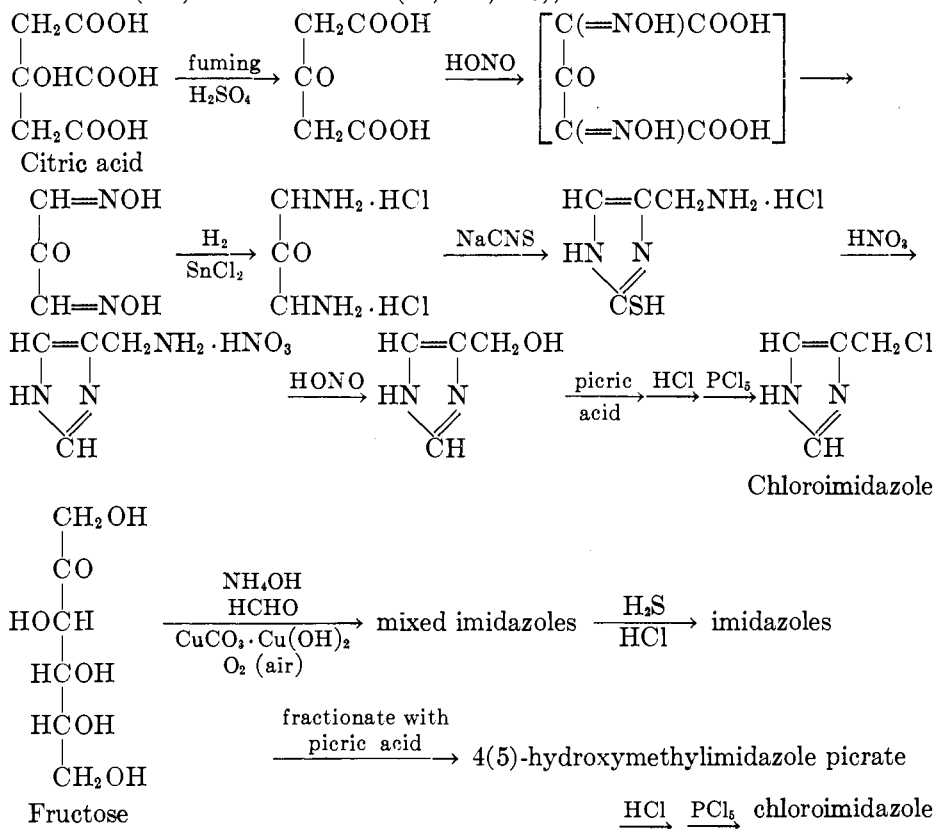
Dakin (87) treated acetylaminomalonic ester from aminomalonic ester and acetic anhydride with isobutylene oxide to prepare  $\gamma$ -hydroxyleucine, which may be a constituent of proteins, and proposed an analogous synthesis of hydroxyproline from epichlorohydrin. Snyder *et al.* (289) and Albertson *et al.* (7, 10) have recently prepared phenylalanine and leucine in from 30 to 60 per cent yields by the alkylation of diethyl sodioacetylaminomalonate.



Snyder *et al.* (289) were unable to prepare isoleucine or valine from *sec*-butyl bromide and isopropyl bromide, respectively, i.e., secondary halides are of little use in any variation of the Gabriel-Sørensen method.

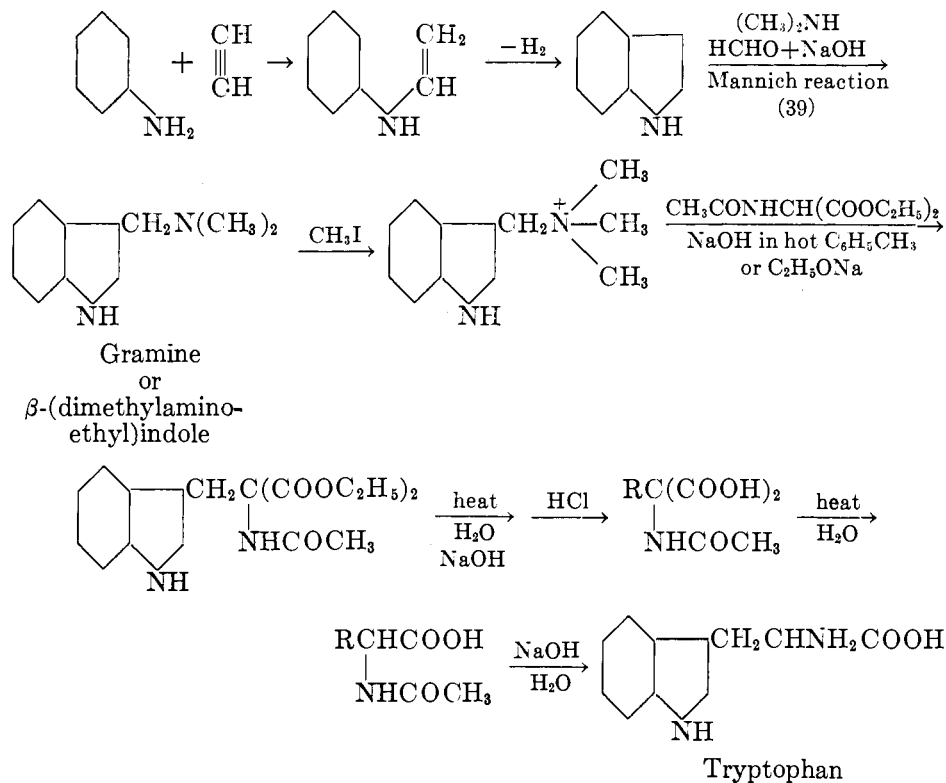
## (b) Histidine

Albertson and Archer (7) synthesized histidine by the alkylation of acetylaminomalonic ester with 4(or 5)-chloroimidazole. The latter was prepared from citric acid (188) or from fructose (89, 328, 329), as indicated below:



(c) Tryptophan

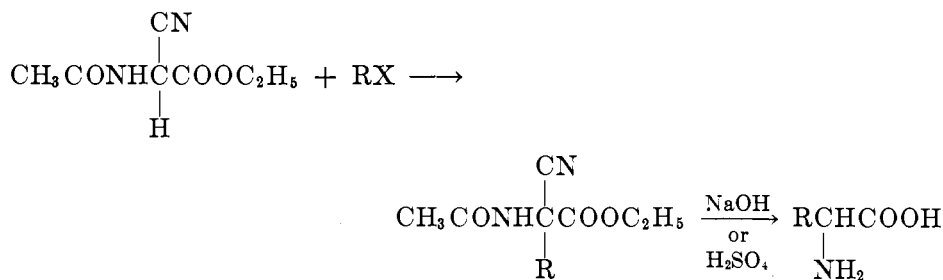
Snyder *et al.* (164, 290, 291) and Albertson *et al.* (8, 9) prepared tryptophan from aniline *via* indole (218) and gramine (194) in large quantities and excellent yield.



5. Acetylaminoacyanoacetic ester

(a) Valine, methionine, phenylalanine, tryptophan, histidine, etc.

Albertson and Tuller (10) have found that acetamidocyanoacetic ester can be used as a general method for preparing amino acids. The yields varied from 60 to 80 per cent.

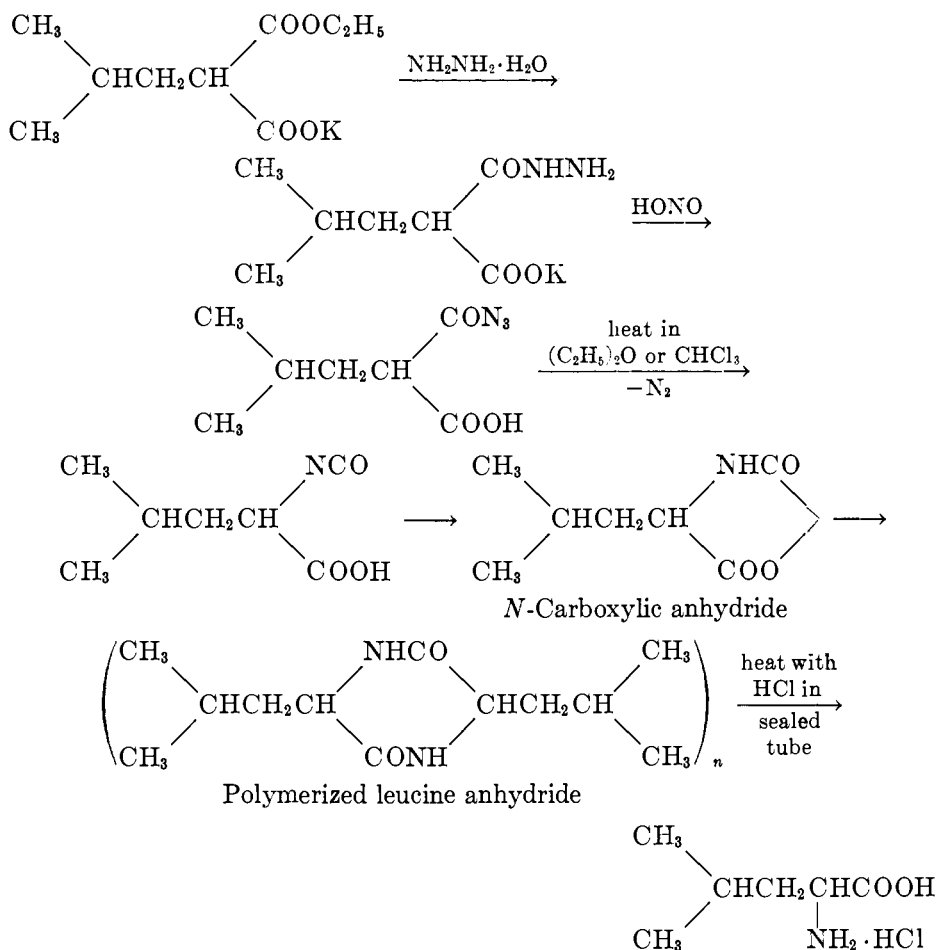


## F. AZIDE SYNTHESIS

## 1. Potassium ethyl malonate: Curtius reaction

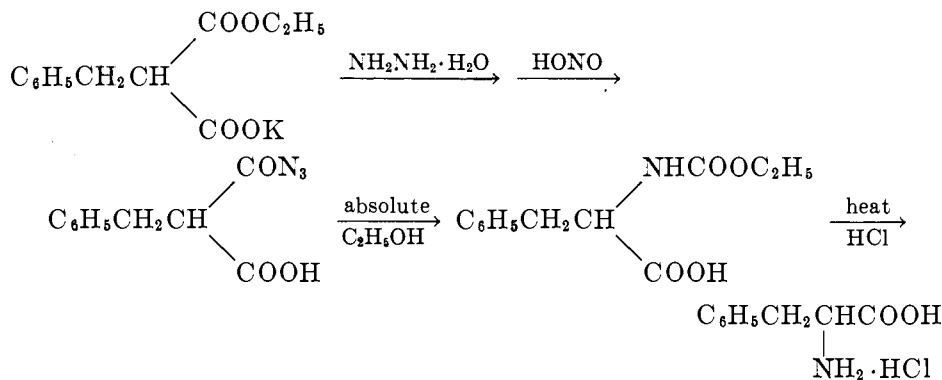
## (a) Alanine, valine, leucine, and glycine

Curtius and Sieber (83, 84, 85) found that one of the carboxyl groups of malonic acid could be converted into an amino group by way of the azide. Thus, substituted malonic acids should be sources of  $\alpha$ -amino acids. This method may be of special value when bromination of substituted malonic acids cannot be carried out owing to the reactivity of the substituent group (*cf.* Section III,A,2).



## (b) Phenylalanine

If the azide is treated with absolute alcohol, the reaction takes a slightly different course and the amino acid is formed *via* the urethan.

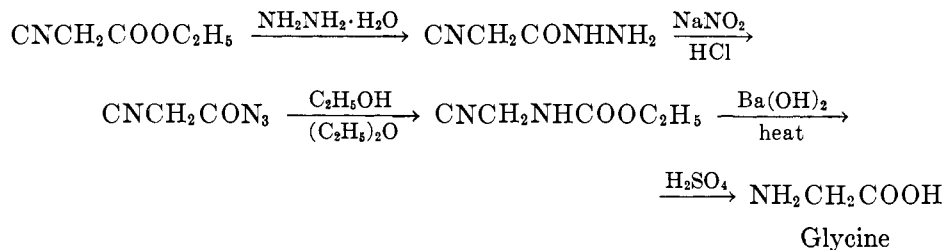


Azides are toxic and explosive.

2. Cyanoacetic ester: Curtius reaction

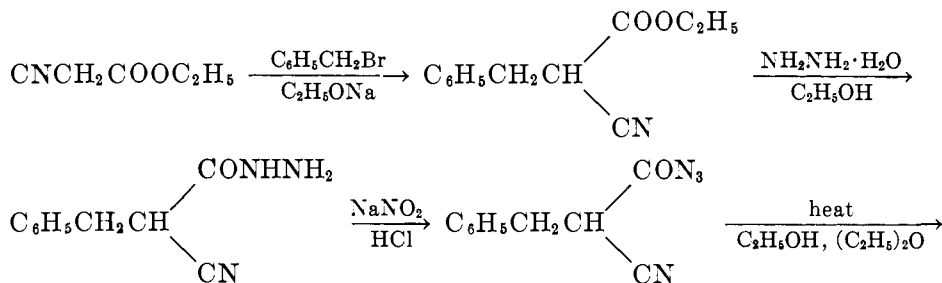
(a) Glycine

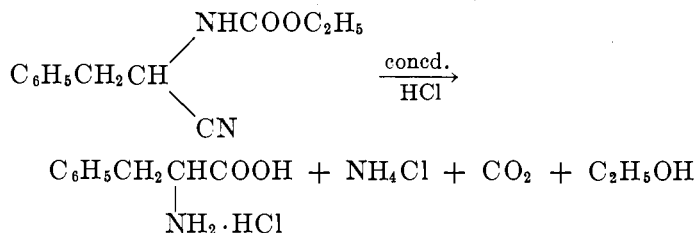
Sah (261) proposed the use of the azides of cyanoacetic ester for the synthesis of  $\alpha$ -amino acids. The paper which has come to the author's attention, however, only describes the synthesis of glycine, although other "paper" syntheses are mentioned.



(b) Leucine, valine, norleucine, tyrosine, and phenylalanine

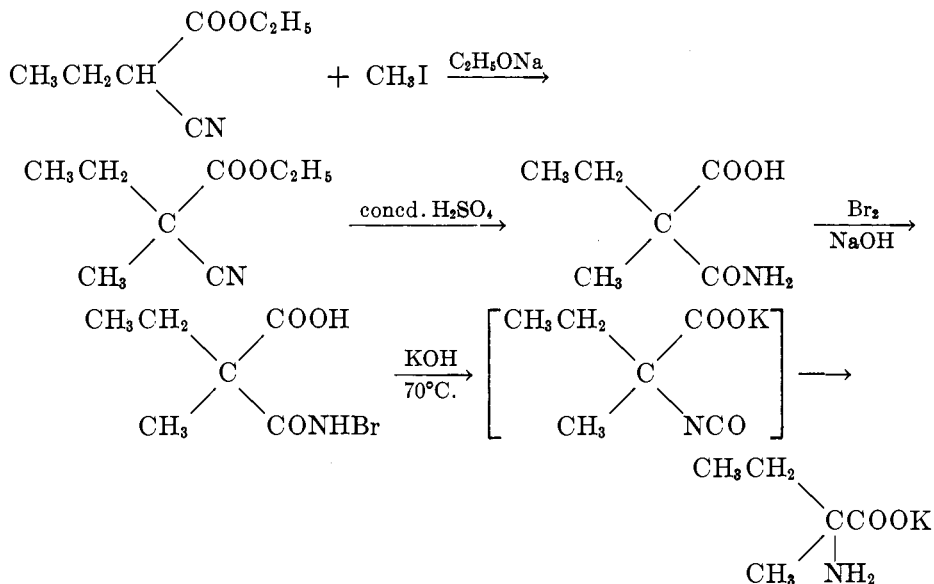
Darapsky *et al.* (88) also used the hydrazide of cyanoacetic ester for the preparation of amino acids. Their work has been substantiated and extended by Gagnon *et al.* (139), who found, however, that the method is inoperative for the preparation of diamino acids.





### 3. Cyanoacetic ester: Hofmann rearrangement

Li *et al.* (206) made an interesting use of the well-known Hofmann rearrangement to synthesize an  $\alpha$ -amino acid (isovaline).

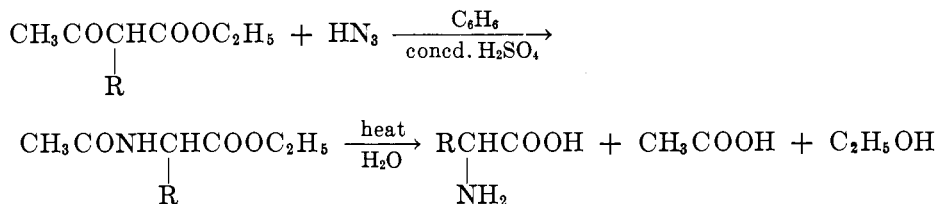


### 4. Hydrazoic acid: Schmidt reaction

This interesting reaction is essentially a Beckmann-Curtius rearrangement, the net result being the insertion of an imine residue.

#### (a) Glycine, phenylalanine, and aspartic acid

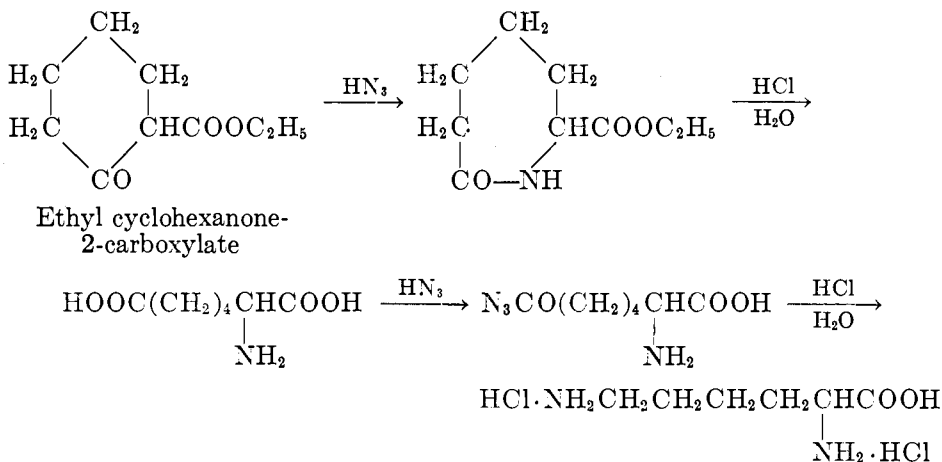
Schmidt prepared these amino acids in from 80–98 per cent yields (272) by the action of hydrazoic acid on acetoacetic ester.





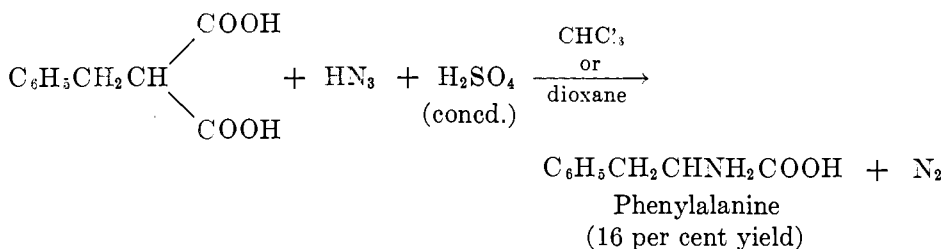
(b) Lysine

Adamson (5) observed that when  $\alpha$ -amino dicarboxylic acids are submitted to the Schmidt hydrazoic acid reaction, the carboxyl group remote from the  $\alpha$ -NH<sub>2</sub> is replaced by NH<sub>2</sub>.



(c) Phenylalanine

Briggs *et al.* (61) used the Schmidt reaction to prepare phenylalanine from benzylmalonic acid.



It should be recalled that hydrazoic acid is toxic and explosive.

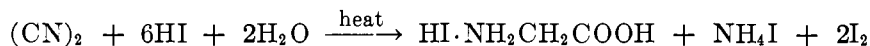
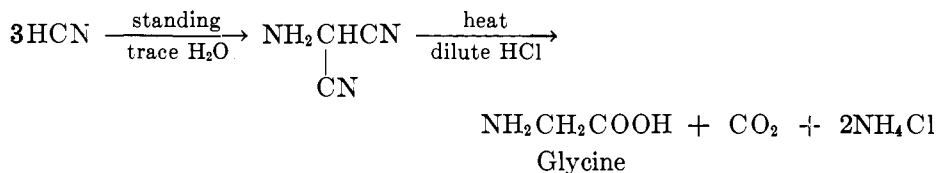
G. MISCELLANEOUS

A number of syntheses have been proposed which have been used to prepare only one or two amino acids or which are only applicable to specific amino acids. These will now be briefly considered according to the amino acids to which they have been applied.

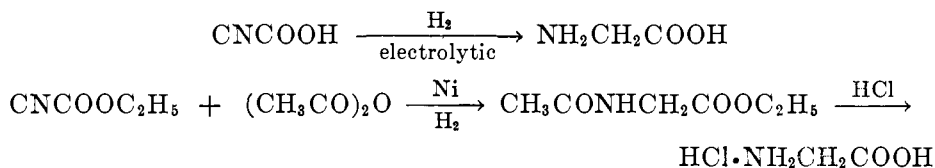
1. Alanine and glycine

(a) Glycine from cyanide

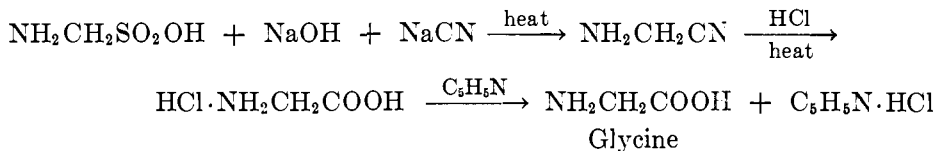
Lange (199) and Emmerling (107) prepared small quantities of glycine from hydrogen cyanide and cyanogen, respectively.



More recently Gluud *et al.* (141) have successfully used cyanofornic acid or ester (141) to make glycine.



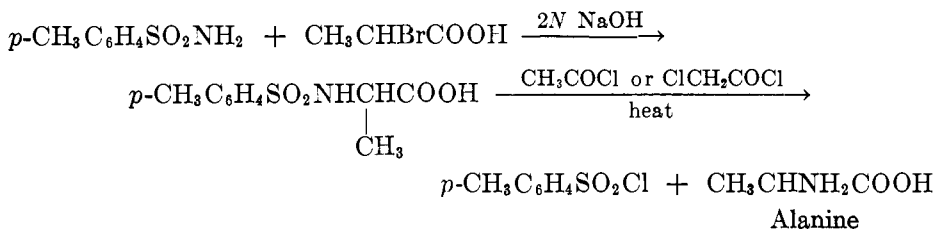
Alderson (11) has replaced the sulfonic acid group of aminomethylsulfonic acid with  $-\text{CN}$  and hydrolyzed the resulting product to yield glycine.



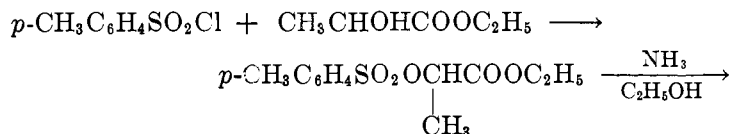
Pyridine hydrochloride is soluble in absolute alcohol.

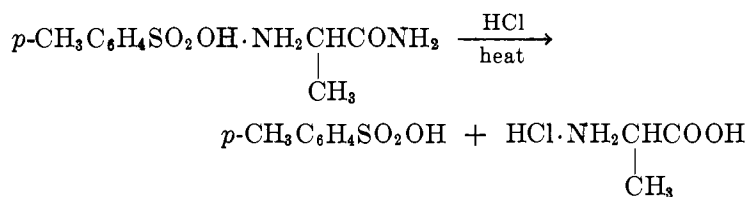
#### (b) Glycine and alanine by metathesis

Schroeter (276, 277) used what amounts to double decomposition between an acid amide (*p*-toluenesulfonamide) and an acid chloride to synthesize alanine and glycine. This is a most suggestive paper, and the process described should avoid many of the by-products formed by direct amination of  $\alpha$ -halogen acids (*cf.* Section III,A).



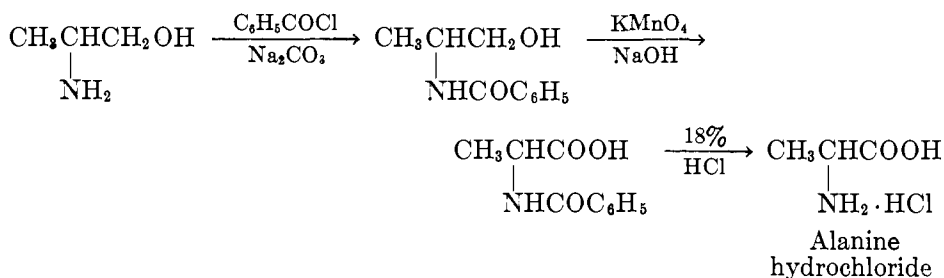
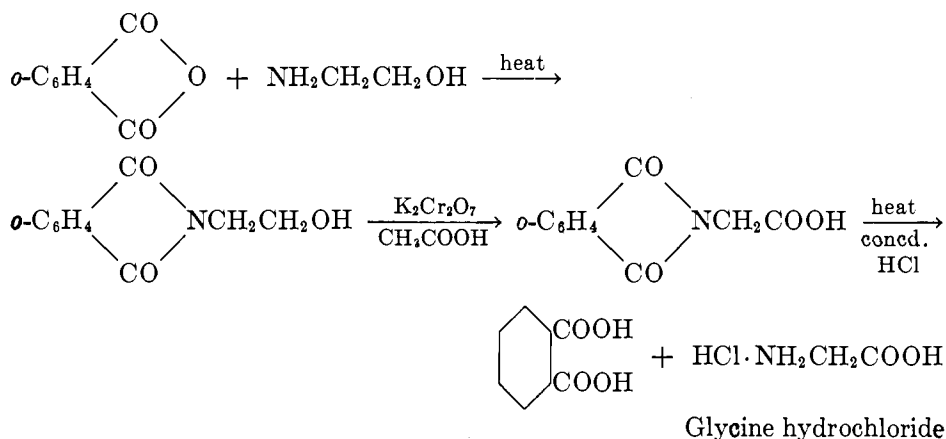
Freudenberg and Huber (137) prepared alanine from lactic acid along somewhat similar lines.





(e) Glycine and alanine by oxidation of amino alcohols

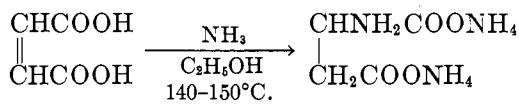
Billman and Parker (36, 37) have made use of the commercially available amino alcohols for the preparation of the simpler amino acids. The yields are excellent.



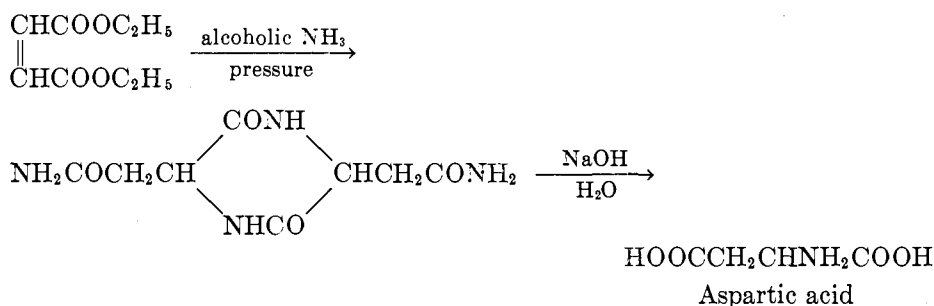
2. Aspartic and glutamic acids

(a) Aspartic acid from maleic or fumaric acid

Engel (108) synthesized ammonium aspartate by the addition of ammonia to maleic or fumaric acid. The reaction is catalyzed by mercuric salts (110) and ammonium chloride (319).



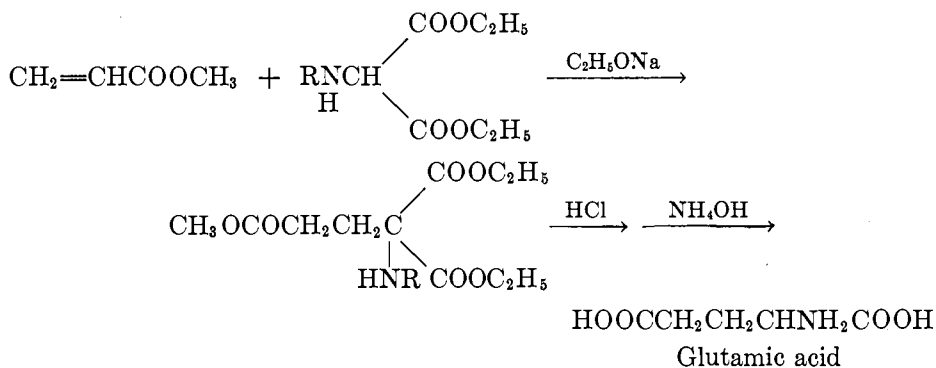
Dunn and Fox (96), using diethyl fumarate, obtained the diketopiperazine of aspartic acid amide as the intermediary product.



Wolff (339) as early as 1850 also claimed to have synthesized aspartic acid by heating ammonium maleate. The identification of aspartic acid given in Wolff's paper does not appear to be conclusive.

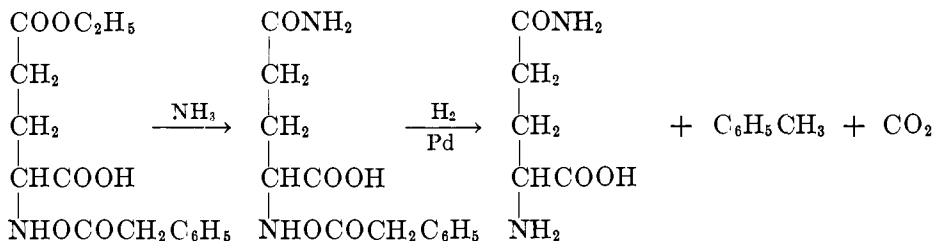
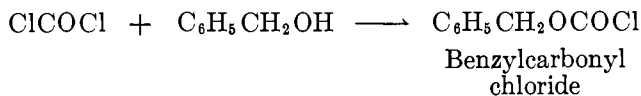
(b) Glutamic acid by Michael condensation

Marvel and Stoddard (224) and Snyder *et al.* (289) have synthesized glutamic acid from methyl acrylate and phthalimidomalonic ester or acetamidomalonic ester, respectively. This appears to be a Michael condensation (*cf.* 289) rather than an alkylation reaction.

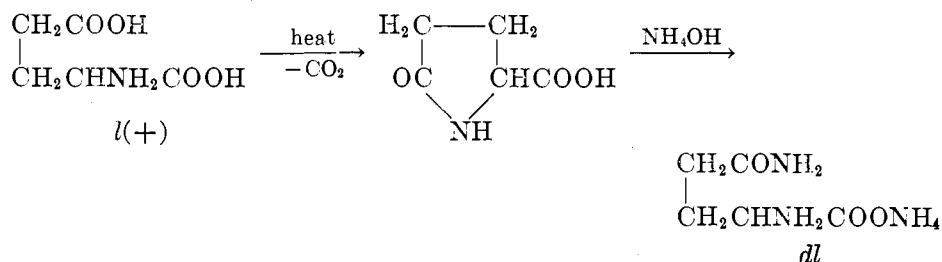


(c) Glutamine and asparagine

Bergmann *et al.* (34, 35, 235) synthesized asparagine and glutamine from the corresponding carbobenzoxy amino acids.



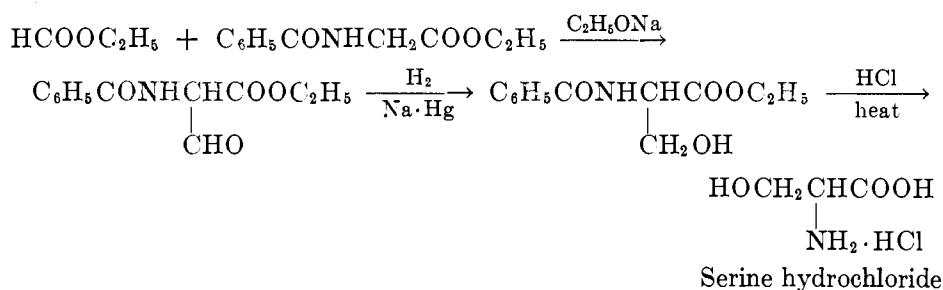
Lichtenstein (207) has synthesized glutamine from glutamic acid *via* pyrrolidonecarboxylic acid. Considerable quantities of ammonium pyrrolidonecarboxylate are also formed.



### 3. Serine and threonine

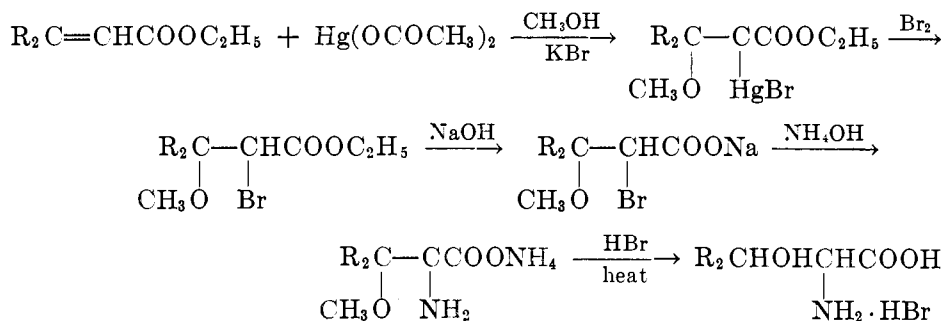
#### (a) Serine from ethyl hippurate

As long ago as 1904, Erlenmeyer and Stoop (115) synthesized serine from ethyl formate and hippuric acid ester.

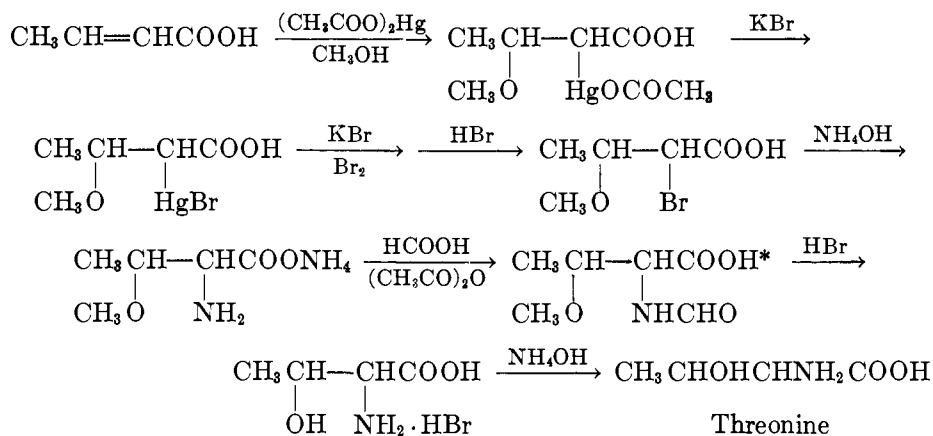


#### (b) Serine and threonine by the addition of mercury salts to $\alpha, \beta$ -olefincarboxylic esters

Schrauth and Geller (275) found that when mercuric salts in alcohol were allowed to react with  $\alpha, \beta$ -olefincarboxylic esters,  $\text{Hg}^{++}$  was introduced into the  $\alpha$ -position and the alkyl group of the alcohol in the  $\beta$ -position.



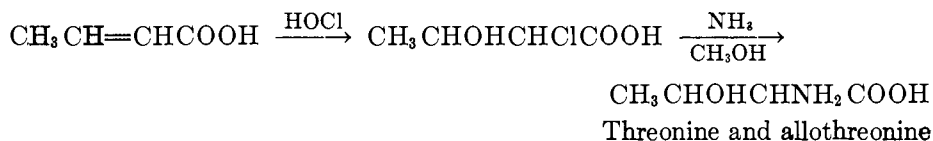
Abderhalden and Heyns (3) and Carter and West (69) have used this method to prepare threonine, while Carter (268) and Botvinnick *et al.* (52) employed it to make serine and  $\beta$ -hydroxynorvaline, respectively.



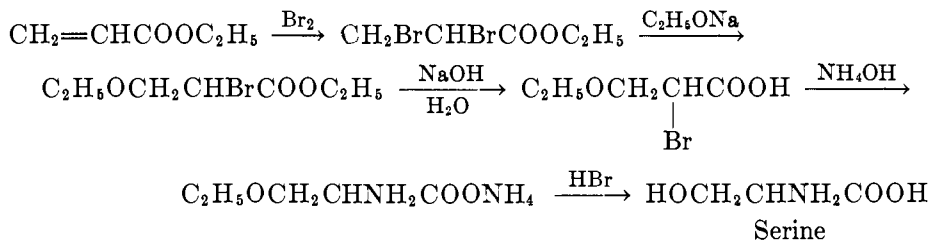
\* This step is used to separate *dl*-*O*-methylformylthreonine from the relatively more soluble *dl*-*O*-methylformylallothreonine (331).

(c) Serine and threonine by halogenation of olefinic acids

Burch (65) synthesized a mixture of threonine and allothreonine by the action of hypochlorous acid on crotonic acid.



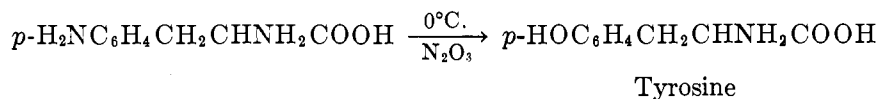
Wood and du Vigneaud (341) prepared serine by bromination of acrylic ester.



4. Tyrosine, halogenated tyrosines, and thyroxine

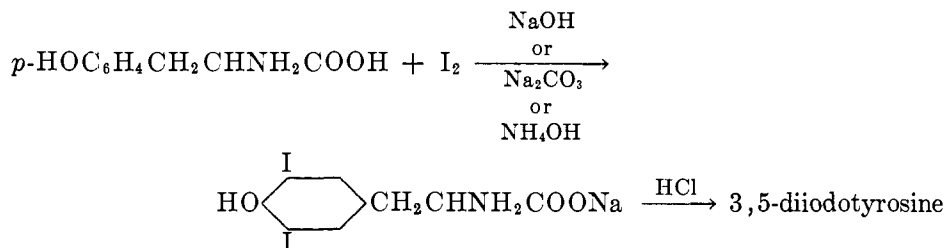
(a) Tyrosine

Erlenmeyer and Lipp (114) prepared tyrosine by the following reaction, which is of theoretical interest only.



(b) Iodogorgoic acid, dibromotyrosine, and dichlorotyrosine

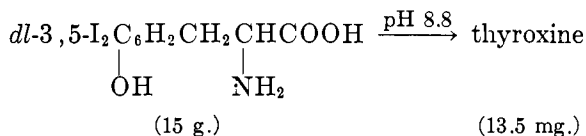
Wheeler and Jameson (334) synthesized diiodotyrosine in good yields by the addition of iodine to tyrosine in alkaline solution (*cf.* 266).



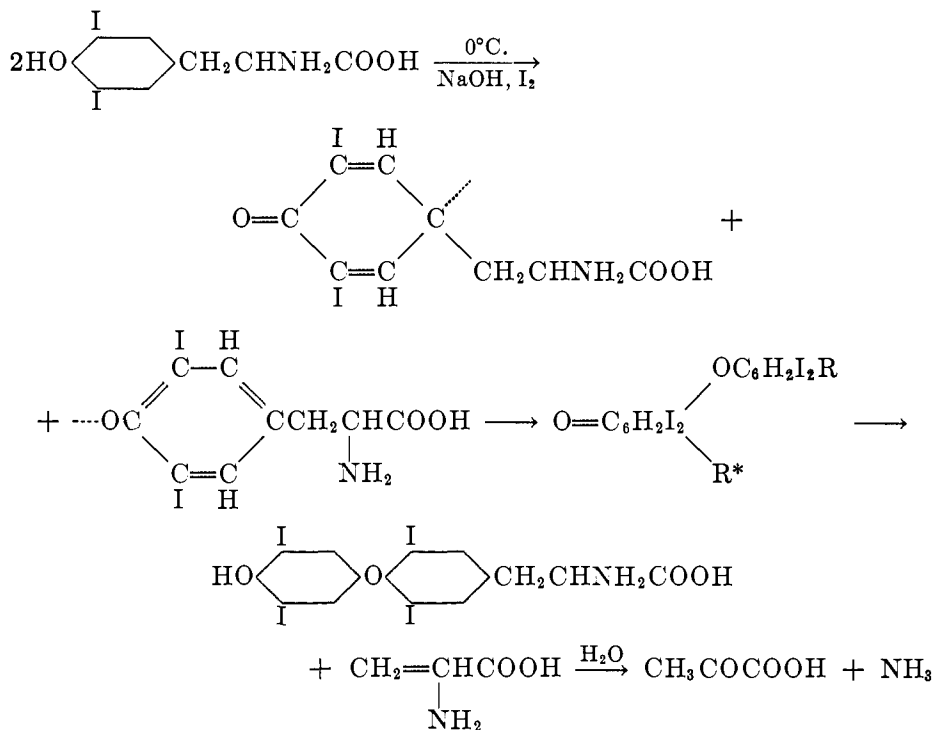
Zeynek (343) prepared 3,5-dibromo- and 3,5-dichloro-tyrosines by the halogenation of tyrosine in hot glacial acetic acid.

(c) Thyroxine from diiodotyrosine

v. Mutzenbecher (234), Block (40), and others have found that small yields of thyroxine are formed from iodogorgoic acid in mildly alkaline solution (pH 8.8) at 37°C.



This reaction has been explained by Johnson (171; cf. 153a) as follows:

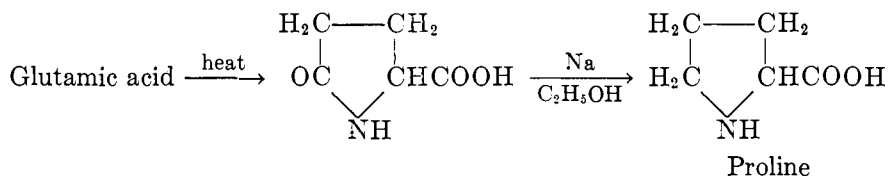


\* R =  $-\text{CH}_2\text{CHNH}_2\text{COOH}$ .

## 5. Proline

## (a) Proline from pyrrolidonecarboxylic acid

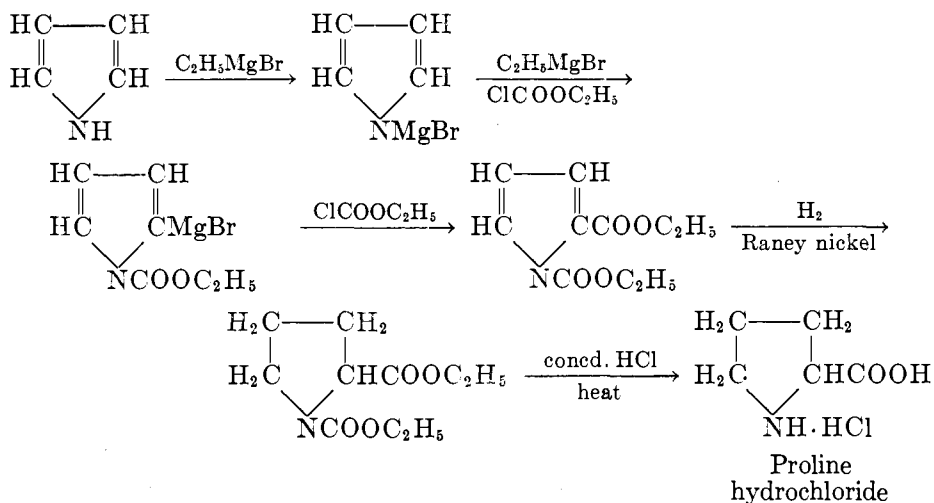
Fischer and Boehner (126) obtained proline in less than 4 per cent yield by the reduction of pyrrolidonecarboxylic acid.



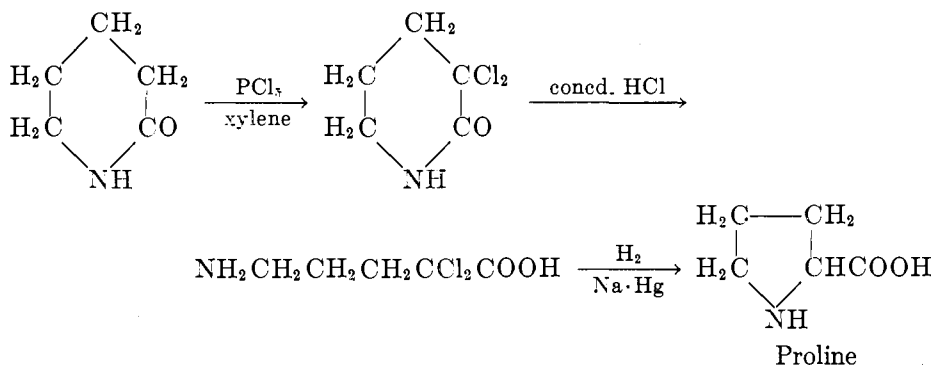
## (b) Proline from pyrrole

Putokin (252) obtained proline by the reduction of pyrrolecarboxylic acid with hydrogen, using platinum or palladium oxide catalysts.

Signaigo and Adkins (282) made use of the Grignard reaction to synthesize proline from pyrrole.



Heymons (160) prepared proline from  $\alpha$ -piperidone as follows:





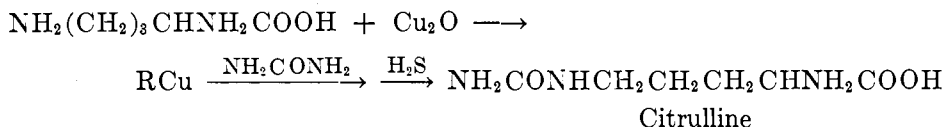
## 6. Arginine and citrulline

## (a) Arginine from ornithine

Sørensen (295, 296) in his studies on the structure of amino acids synthesized arginine from  $\alpha$ -benzoylornithine and cyanamide.

## (b) Citrulline from arginine or ornithine

Kurtz (196) prepared citrulline from ornithine copper by condensation with urea.

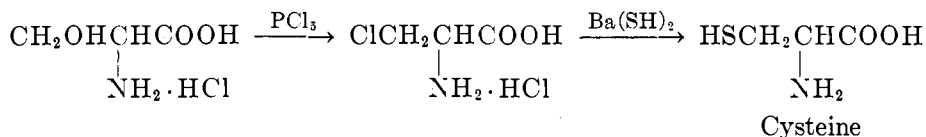


Fox (135) isolated citrulline after boiling arginine hydrochloride with 5.68 *N* sodium hydroxide.

## 7. Cysteine and methionine

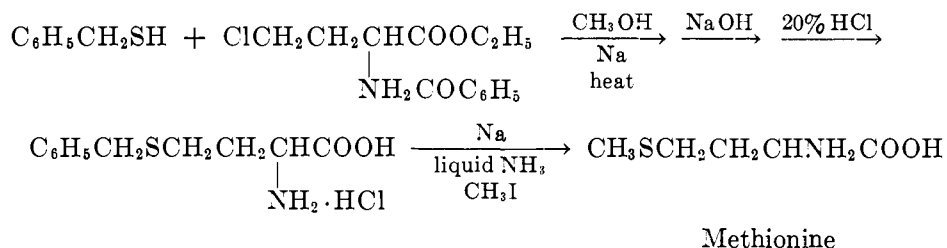
## (a) Cysteine from serine

Erlenmeyer (115) synthesized cysteine from serine by melting with phosphorus pentasulfide, while Fischer (127) made it from serine in small yields as follows:

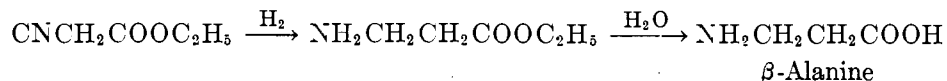


## (b) Methionine from ethyl chloroethylhippurate

Tarver and Schmidt (305) used ethyl  $\gamma$ -chloro- $\alpha$ -benzoylaminobutyrate as the starting material for the synthesis of methionine containing radioactive sulfur.

8.  $\beta$ -Alanine

Although  $\beta$ -alanine has not been found as a protein constituent, it is widespread in nature as a portion of carnosine, pantothenic acid, etc. It is readily synthesized by the reduction of cyanoacetic esters (259, 276, 332).



## H. GENERAL

Benedict (29) found that aniline can replace pyridine in the removal of hydrochloric acid from amino acid hydrochlorides.

Although acylation plus fractionation of the acylated amino acids with brucine, strychnine, etc., is usually employed in the resolution of amino acids (153, 204, etc.), Behrens *et al.* (27, 28) have resolved *dl*-phenylalanine and *dl*-alanine by means of enzymes. Duschinsky (100), however, found that it is possible to prepare *d*- and *l*-histidine from synthetic *dl*-histidine by fractional crystallization of the hydrochlorides. The reader is referred to the original paper for the details of this unique resolution in the amino acid field.

## IV. REFERENCES

- (1) ABDERHALDEN, E., FROELICH, C., AND FUCHS, D.: Resolution of *dl*-aminocaproic acid (norleucine) into its optically active components by its formyl compound. Polypeptides of which aminocaproic acid is a component. *Z. physiol. Chem.* **86**, 454-68 (1913).
- (2) ABDERHALDEN, E., AND HEYNS, K.: The synthesis of  $\alpha$ -amino- $\beta$ -hydroxy-*n*-butyric acid,  $\beta$ -hydroxyvaline,  $\beta$ -hydroxynorvaline, etc. *Ber.* **67**, 530-47 (1934).
- (3) ABDERHALDEN, E., KLARMANN, E., AND KOMM, E.: Further studies on the structure of the protein molecule. *Z. physiol. Chem.* **140**, 92-8 (1924).
- (4) ADAMS, R., AND MARVEL, C. S.: Organic chemical reagents. VI. Reagents from butyl alcohol. *J. Am. Chem. Soc.* **42**, 310-20 (1920).
- (5) ADAMSON, D. W.: New syntheses of basic amino acids and glycine. *J. Chem. Soc.* **1939**, 1564-8.
- (6) ADKINS, H., AND REEVE, E. W.: A synthesis of *dl*-threonine. *J. Am. Chem. Soc.* **60**, 1328-31 (1938).
- (7) ALBERTSON, N. F., AND ARCHER, S.: The use of ethylacetamidomalonate in the synthesis of amino acids. The preparation of *dl*-histidine, *dl*-phenylalanine, and *dl*-leucine. *J. Am. Chem. Soc.* **67**, 308-10 (1945).
- (8) ALBERTSON, N. F., ARCHER, S., AND SUTER, C. M.: A new synthesis of tryptophane. *J. Am. Chem. Soc.* **66**, 500 (1944).
- (9) ALBERTSON, N. F., ARCHER, S., AND SUTER, C. M.: The synthesis of tryptophane from gramine. *J. Am. Chem. Soc.* **67**, 36-7 (1945).
- (10) ALBERTSON, N. F., AND TULLAR, B. F.: The synthesis of amino acids from acetamidocycanoacetic ester. *J. Am. Chem. Soc.* **67**, 502-3 (1945).
- (11) ALDERSON, W. L.: Glycine. U. S. patent 2,346,547 (April 11, 1944).
- (12) ANSLOW, W. K., AND KING, H.: Neutral salt addition compounds of alkaline earth glutamates and aspartates. *Biochem. J.* **21**, 1168-78 (1927).
- (13) ANSLOW, W. K., KING, H., ORTEN, J. M., AND HILL, R. M.: Glycine. *Organic Syntheses*, Collective Volume 1, pp. 292-5. John Wiley and Sons, Inc., New York (1932).
- (14) ANZIEGIN, A., AND GULEWIVICH, W.: The preparation of amino acids by electroreduction of oximino esters. *Z. physiol. Chem.* **153**, 32-41 (1926).
- (15) AUBEL AND BOURGUEL: Alanine from pyruvic acid. *Compt. rend.* **186**, 1844-6 (1928).
- (16) AUSTIN, P. R.: Liberation of amino acids such as glycine, valine, or  $\beta$ -alanine from their hydrohalides. U. S. patent 2,316,215 (April 13, 1943).
- (17) BAEYER, A.: Experiments on uric acid group. *Ann.* **131**, 291-302 (1864).
- (18) BAPTIST, N. G., AND ROBSON, W.: The salting-out of amino acids from protein hydrolysates. A method for the isolation of *l*-phenylalanine. *Biochem. J.* **34**, 221-8 (1940).
- (19) BARGER, G., AND COYNE, F. P.: The amino acid methionine; constitution and synthesis. *Biochem. J.* **22**, 1417-25 (1928).

- (20) BARGER, G., AND WEICHELBAUM, T. E.: A new synthesis of methionine. *Biochem. J.* **25**, 997-1000 (1931).
- (21) BARKER, A. L., AND SKINNER, G. S.: Deaminization of ester of alanine and of aminoisobutyric acid. *J. Am. Chem. Soc.* **46**, 403-14 (1924).
- (22) BARNETT, H. M.: Studies on leucine and dileucine hydrochloride and a new method for the isolation of leucine. *J. Biol. Chem.* **100**, 543-50 (1933).
- (23) BARNETT, H. M.: Leucine. U. S. patent 2,009,868 (July 30, 1935).
- (24) BARNETT, H. M.: Amino acids. U. S. patent 1,990,769 (February 12, 1935).
- (25) BARTOW, E., AND WETZSTEIN, H. L.: Preparation of tyrosine from Steffen's waste. *Proc. Iowa Acad. Sci.* **47**, 193-5 (1940).
- (26) BAUGUESS, L. C., AND BERG, C. P.: Tryptophan metabolism. V. *J. Biol. Chem.* **104**, 675-89 (1934).
- (27) BEHRENS, O. K.: Preparation of *l*-alanine from *dl*-alanine by the action of *d*-amino acid oxidase. *J. Biol. Chem.* **141**, 465-7 (1941).
- (28) BEHRENS, O. K., DOHERTY, D. G., AND BERGMANN, M.: Resolution of *dl*-phenylalanine by asymmetric enzymic synthesis. *J. Biol. Chem.* **136**, 61-8 (1940).
- (29) BENEDICT, H. C.: A note on the use of aniline in the preparation of amino acids. *J. Am. Chem. Soc.* **51**, 2277 (1929).
- (30) BERGMANN, M.: Complex salts of amino acids and peptides. II. Determination of *l*-proline with the aid of rhodanic acid. The structure of gelatin. *J. Biol. Chem.* **110**, 471-9 (1935).
- (31) BERGMANN, M., STERN, F., AND WITTE, C.: Rearrangement of peptide-like substances. XIII. A new method of synthesis of dipeptides and dipeptide anhydrides. *Ann.* **449**, 277-302 (1926).
- (32) BERGMANN, M., AND ZERVAS, L.: Aldehyde compounds of amino acids and their preparative application. *Z. physiol. Chem.* **152**, 282-99 (1926).
- (33) BERGMANN, M., AND ZERVAS, L.: Synthesis of glycoeyamine from arginine and glycine. *Z. physiol. Chem.* **172**, 277-88 (1927).
- (34) BERGMANN, M., AND ZERVAS, L.: A general process for the synthesis of peptides. *Ber.* **65B**, 1192-1201 (1932).
- (35) BERGMANN, M., ZERVAS, L., AND SALZMANN, L.: Synthesis of *l*-asparagine and *d*-glutamine. *Ber.* **66B**, 1288-90 (1933).
- (36) BILLMAN, J. H., AND PARKER, E. E.: Amino acids. I. Glycine. *J. Am. Chem. Soc.* **65**, 761-2 (1943).
- (37) BILLMAN, J. H., AND PARKER, E. E.: Amino acids. II. Alanine. *J. Am. Chem. Soc.* **65**, 2455-6 (1943).
- (38) BISHOP, J. P., AND TUCKER, F. L.: Monosodium glutamate. U. S. patent 2,214,115 (September 10, 1940).
- (39) BLICKE, E.: "The Mannich Reaction" in *Organic Reactions* (edited by Roger Adams), Vol. 2. John Wiley and Sons, Inc., New York (1942).
- (40) BLOCK, P., JR.: The conversion of diiodotyrosine to thyroxine. *J. Biol. Chem.* **135**, 51-2 (1940).
- (41) BLOCK, R. J.: A new method for the separation of the basic amino acids from protein hydrolysates. *Proc. Soc. Exptl. Biol. Med.* **51**, 252-3 (1942).
- (42) BLOCK, R. J.: Separation of amino acids. U. S. patent 2,386,926 (October 16, 1945).
- (43) BLOCK, R. J.: Amino acid separation. U. S. patent 2,387,824 (October 30, 1945).
- (44) BLOCK, R. J.: Separation of mineral acids from amino acids. U. S. patent application 446,840.
- (45) BLOCK, R. J.: Amino acid separation. U. S. patent application 650,121.
- (46) BLOCK, R. J.: Unpublished experiments.
- (47) BLOCK, R. J., AND BOLLING, D.: Food product. U. S. patent 2,344,229 (March 14, 1944).
- (48) BLOCK, R. J., AND BOLLING, D.: *The Amino Acid Composition of Proteins and Foods*. C. C. Thomas, Springfield, Illinois (1945).

- (49) BLOCK, R. J., AND HELLWIG, A. P.: Food product. U. S. patent 2,374,407 (April 25, 1945).
- (50) BOLLING, D.: Solubilization of proteins. U. S. patent application 571,371.
- (51) BOOTH, E., BURNOP, V. C. E., AND JONES, W. E.: The synthesis of  $\alpha$ -amino acids. I. *dl*-Methionine. *J. Chem. Soc.* **1944**, 666-7.
- (52) BOTVINNICK, M. M., MOROZOVA, E., AND SAMSONOVA, G.: Synthesis of  $\beta$ -hydroxy-norvaline. *Compt. rend. acad. sci. U. R. S. S.* **30**, 133-6 (1941); *Chem. Abstracts* **35**, 4349 (1941).
- (53) BOUTWELL, P. W., AND KUICK, L. F.: A note on the preparation of glycine. *J. Am. Chem. Soc.* **52**, 4166-7 (1930).
- (54) BOUVEAULT, L., AND LOCQUIN, R.: A new procedure for the hydrogenation of oximes and the synthesis of a new leucine. *Bull. soc. chim.* [3] **35**, 965-9 (1906).
- (55) BOYD, W. J., AND ROBSON, W.: The synthesis of amino acids. I. Piperidine and diethylamine as catalysts in the condensation of aromatic aldehydes with hydantoins. *Biochem. J.* **29**, 542-5 (1935).
- (56) BOYD, W. J., AND ROBSON, W.: The synthesis of amino acids. II. Sulfides as reducing and hydrolytic agents in the hydantoin synthesis of amino acids. *Biochem. J.* **29**, 546-54 (1935).
- (57) BOYD, W. J., AND ROBSON, W.: The synthesis of indole-3-aldehyde and its homologues. *Biochem. J.* **29**, 555-61 (1935).
- (58) BOYD, W. J., AND ROBSON, W.: The synthesis of amino acids. III. Tryptophane. *Biochem. J.* **29**, 2256-8 (1935).
- (59) BRAND, E., AND SANDBERG, M.: *d*-Arginine hydrochloride. *Org. Syntheses* **12**, 4-9 (1932).
- (60) BRAUN, J. V.: Synthesis of inactive lysine from piperidine. *Ber.* **42**, 839-46 (1909).
- (61) BRIGGS, L. H., DE ATH, G. C., AND ELLIS, S. R.: Reactions of hydrazoic acid. *J. Chem. Soc.* **1942**, 61-3.
- (62) BRODKORB, F., GLUUD, W., AND KLEMP, W.: Saponifying aminonitriles. German patent 655,563 (January 18, 1938).
- (63) BUCHERER, H. T., AND LIEB, V. A.: Synthesis of hydantoins. II. Formation of substituted hydantoins from aldehydes and ketones. *J. prakt. Chem.* **141**, 5-43 (1934).
- (64) BUCHERER, H. T., AND STEINER, W.: Synthesis of hydantoins. I. Reactions of  $\alpha$ -hydroxy and  $\alpha$ -amino nitriles. *J. prakt. Chem.* **140**, 291-316 (1934).
- (65) BURCH, W. J. N.: Hydroxyamino acids. *J. Chem. Soc.* **1930**, 310-12.
- (66) CAHOUS, A.: Amino acids. *Compt. rend.* **44**, 567-71 (1855); **46**, 1044-7 (1858).
- (67) CANNAN, R. K.: The estimation of the dicarboxylic amino acids in protein hydrolysates. *J. Biol. Chem.* **152**, 401-10 (1944).
- (68) CARTER, H. E., AND HOOPER, I. R.: In M. Sahyum's *Amino Acids and Proteins*. Reinhold Publishing Corporation, New York (1944).
- (69) CARTER, H. E., AND WEST, H. D.: *dl*-Threonine. *Org. Syntheses* **20**, 101-5 (1940).
- (70) CHADWICK, A. F., AND PACSU, E.: The rates of ammonolysis of some  $\alpha$ -halogen acids and  $\alpha$ -halogen acyl peptides. *J. Am. Chem. Soc.* **63**, 2427-31 (1941).
- (71) CHELDELIN, V. H., AND WILLIAMS, R. J.: Adsorption of organic compounds. I. Adsorption of ampholytes on an activated charcoal. *J. Am. Chem. Soc.* **64**, 1513-16 (1942).
- (72) CHERONIS, N. D., AND SPITZMUELLER, K. H.: Studies in ammonolysis. I. The ammonolysis of halogen fatty acids and the preparation of  $\alpha$ -amino acids. *J. Org. Chem.* **6**, 349-75 (1941).
- (73) CLARKE, H. T., AND TAYLOR, E. R.:  $\alpha$ -Bromo-*n*-caproic acid. *Organic Syntheses*, Collective Volume 1, 108-9. John Wiley and Sons, Inc., New York (1932).
- (74) CLARKE, H. T.: In *Organic Chemistry* (edited by H. Gilman), Vol. II. John Wiley and Sons, Inc., New York (1938).
- (75) COCKER, W.: Preparation of *dl*-asparagine and *dl*-aspartic acid. *J. Chem. Soc.* **1940**, 1489-91.

- (76) COCKER, W., AND LAPWORTH, A.: Experiments on the synthetic preparation and isolation of some of the simpler amino acids. *J. Chem. Soc.* **1931**, 1391-1403.
- (77) COCKING, T. T.: Glycine—properties, manufacture and methods of identification. *Ind. Chemist* **13**, 137-8 (1937).
- (78) CONRAD, M., AND BISCHOFF, C. A.: Syntheses with malonic ester. *Ber.* **13**, 595-607 (1880).
- (79) CORN PRODUCTS REFINING COMPANY: I. Glutamic acid. II. Amino acids. British patents 522,365 (June 17, 1940); 529,612 (November 25, 1940).
- (80) COX, G. J.: The preparation of *d*-arginine monohydrochloride. *J. Biol. Chem.* **78**, 475-9 (1928).
- (81) COX, G. J., AND KING, H.: *l*-Tryptophane. *Org. Syntheses* **10**, 100-5 (1930).
- (82) COX, G. J., KING, H., AND BERG, C. P.: The preparation of lysine, histidine, and arginine from hydrolyzed blood corpuscle paste by electrical transport. *J. Biol. Chem.* **81**, 755-64 (1929).
- (83) CURTIUS, T.: Transformation of alkylated malonic acids into  $\alpha$ -amino acids. *J. prakt. Chem.* [2] **125**, 211-302 (1930).
- (84) CURTIUS, T., AND SIEBER, W.: Transformation of malonic acid into glycocoll and methylmalonic acid into  $\beta$ -alanine. *Ber.* **54B**, 1430-7 (1921).
- (85) CURTIUS, T., AND SIEBER, W.: Transformation of alkylated malonic acids into  $\alpha$ -amino acids. II. Synthesis of  $\beta$ -phenyl- $\alpha$ -alanine and of  $\alpha$ -aminobutyric acid. *Ber.* **55B**, 1543-58 (1922).
- (86) DAKIN, H. D.: On amino acids. *Biochem. J.* **12**, 290-317 (1918).
- (87) DAKIN, H. D.: Hydroxyleucines. *J. Biol. Chem.* **154**, 549-55 (1944).
- (88) DARAPSKY, A., DECKER, H., STEUERNAGEL, E., AND SCHIEDRUM, O.: Preparation of  $\alpha$ -amino acids from alkyl cyanoacetic esters. *J. prakt. Chem.* [2] **146**, 250-67 (1936).
- (89) DARBY, W. J., LEWIS, H. B., AND TOTTER, J. R.: The preparation of 4(5)-hydroxy-methyl-imidazole. *J. Am. Chem. Soc.* **64**, 463-4 (1942).
- (90) DESNUELLE, P., AND FROMAGEOT, C.: New synthesis of glycine from glycolic acid. *Bull. soc. chim.* **1**, 700-2 (1934).
- (91) DEULOFEU, V.: Amino acids. V. A modification of the reduction of benzoylamino-acrylic acids in the Erlenmeyer synthesis. *Anales soc. españ. fis. quim.* **32**, 152-8 (1934).
- (92) DOHERTY, D. G., STEIN, W. H., AND BERGMANN, M.: Aromatic sulfonic acids as reagents for amino acids. *J. Biol. Chem.* **135**, 487-96 (1940).
- (93) DRUSHEL, W. A., AND KNAPP, D. R.: Preparation of glycocoll and diethyl carbonate. *Am. J. Sci.* **40**, 509-10 (1915).
- (94) DUNN, M. S.: Chemistry of amino acids and proteins. *Ann. Rev. Biochem.* **10**, 91-124 (1941).
- (95) DUNN, M. S.: In *The Chemistry of the Amino Acids and Proteins* (edited by C. L. A. Schmidt). C. C. Thomas, Springfield, Illinois (1943).
- (96) DUNN, M. S., AND FOX, S. W.: The synthesis of aspartic acid. *J. Biol. Chem.* **101**, 493-7 (1933).
- (97) DUNN, M. S., REDEMANN, C. E., AND SMITH, N. L.: The synthesis of serine. *J. Biol. Chem.* **104**, 511-17 (1934).
- (98) DUNN, M. S., AND SMART, B. W.: A new synthesis of aspartic acid. *J. Biol. Chem.* **89**, 41-50 (1930).
- (99) DUNN, M. S., SMART, B. W., REDEMANN, C. E., AND BROWN, K. E.: A new synthesis of glutamic acid. *J. Biol. Chem.* **94**, 599-609 (1931).
- (100) DUSCHINSKY, R.: A case of spontaneous resolution of a racemic compound (histidine monohydrochloride). *Chemistry & Industry* **12**, 10 (1934).
- (101) ECK, J. C., AND MARVEL, C. S.: *dl*-Lysine hydrochlorides. *Org. Syntheses* **19**, 18-19, 20-3, 61-3 (1939).
- (102) EHRLICH, F.: The naturally occurring isomer of leucine. *Ber.* **37**, 1809-40 (1904).
- (103) EHRLICH, F.: The naturally occurring isomer of leucine. II. *Ber.* **40**, 2538-62 (1907).

- (104) ELKS, J., ELLIOTT, D. F., AND HEMS, B. A.: Indole series. III. Improved synthesis of tryptophan. *J. Chem. Soc.* **1944**, 629-32.
- (105) ELLINGER, A., AND FLAMAND, C.: The synthesis of tryptophan and some of its derivatives. *Z. physiol. Chem.* **55**, 8-24 (1908).
- (106) EMERSON, O. H., KIRK, P. L., AND SCHMIDT, C. L. A.: The apparent dissociation constants of methionine and of isoserine. *J. Biol. Chem.* **92**, 449-52 (1931).
- (107) EMMERLING, A.: A new synthesis of glycine. *Ber.* **6**, 1351-4 (1873).
- (108) ENGEL, M.: The conversion of maleic and fumaric acids into aspartic acid by direct fixation of ammonia. *Bull. soc. chim.* [2] **48**, 97-9 (1887).
- (109) ENGELS, W. H., AND STEIN, G. A.: Amino carboxylic acids. U. S. patent 2,163,594 (June 27, 1939).
- (110) ENKVIST, T., AND LAASONEN, L.: Mercury salts as catalysts in the synthesis of aspartic acid from fumaric acid and ammonia. *Ber.* **72B**, 1927-32 (1939).
- (111) ERLLENMEYER, E., JR.: The condensation of hippuric acid with phthalic acid anhydride and with benzaldehyde. *Ann.* **275**, 1-20 (1893).
- (112) ERLLENMEYER, E., JR., AND HALSEY, J. T.: Two new syntheses of tyrosine. *Ann.* **307**, 138-46 (1899).
- (113) ERLLENMEYER, E., JR., AND KUNLIN, J.: The formation of phenylacetylphenylalanine from the action of ammonia on phenylpyruvic acid. *Ann.* **307**, 146-51 (1899).
- (114) ERLLENMEYER, E., JR., AND LIPP, A.: Synthesis of tyrosine. *Ann.* **219**, 161-78, 179-233 (1883).
- (115) ERLLENMEYER, E., JR., AND STOOP, F.: The synthesis of serine and cystine. *Ann.* **337**, 236-63 (1904).
- (116) FEOFILAKTOV, V. V.: Synthesis of  $\alpha$ -amino acids by means of alkylacetoacetic esters. *Compt. rend. acad. sci. U.R.S.S.* **24**, 755-8 (1939); *Chem. Abstracts* **34**, 1971 (1940).
- (117) FEOFILAKTOV, V. V.: Reaction between aromatic diazo compounds and compounds of the type of alkylacetoacetic esters. *Bull. acad. sci. U.R.S.S.* **1941**, 521-30; *Chem. Abstracts* **37**, 2347 (1943).
- (118) FEOFILAKTOV, V. V., AND BLANKO, F.: The action of diazobenzene upon esters of the acetoacetic type as a method for preparation of phenylhydrazones of  $\alpha$ -keto acids and  $\alpha$ -amino acids. VI. Synthesis of norleucine. *J. Gen. Chem. (U.S.S.R.)* **11**, 859-60 (1941); *Chem. Abstracts* **36**, 4096 (1942).
- (119) FEOFILAKTOV, V. V., AND ONISHCHENKO, A. S.: Synthesis of hydroxyproline ( $\gamma$ -hydroxypyrrolidine- $\alpha$ -carboxylic acid). *Compt. rend. acad. sci. U.R.S.S.* **20**, 133-5 (1938); *Chem. Abstracts* **33**, 1725 (1939).
- (120) FEOFILAKTOV, V. V., AND ONISHCHENKO, A. S.: The action of nitrous acid on  $\alpha$ -substituted butyrolactones. I. *J. Gen. Chem. (U.S.S.R.)* **9**, 304-13 (1939); *Chem. Abstracts* **34**, 378 (1940).
- (121) FEOFILAKTOV, V. V., AND VINOGRADOVA, E.: Synthesis of phenylalanine from benzylmalonic and benzylcyanoacetic esters through the phenylhydrazone of phenylpyruvic acid. II. *Compt. rend. acad. sci. U.R.S.S.* **24**, 759-60 (1939); *Chem. Abstracts* **34**, 1971 (1940).
- (122) FEOFILAKTOV, V. V., AND ZAITSEVA, V. N.: The action of benzenediazonium salts on alkylacetoacetic esters as a method for the preparation of phenylhydrazones of  $\alpha$ -keto acids and  $\alpha$ -amino acids. V. The synthesis of valine ( $\alpha$ -aminoisovaleric acid). *J. Gen. Chem. (U.S.S.R.)* **10**, 1391-2 (1940); *Chem. Abstracts* **35**, 3606 (1941).
- (123) FEOFILAKTOV, V. V., AND ZAITSEVA, V. N.: Action of aromatic diazo compounds on alkyl acetoacetic esters as a method for the synthesis of arylhydrazones of  $\alpha$ -keto and of  $\alpha$ -amino acids. VII. Synthesis of valine. VIII. Synthesis of tyrosine. *J. Gen. Chem. (U.S.S.R.)* **13**, 358-62 (1943); *Chem. Abstracts* **38**, 1211 (1944).
- (124) FERRARI, C.: Compounds of glycine and alanine with picrates of the alkaline earths. *Boll. sci. facoltà chim. ind. Bologna* **1941**, 16-17.
- (125) FISCHER, E.: Synthesis of  $\alpha, \delta$ -diaminovaleric acid. *Ber.* **34**, 454-64 (1901).

- (126) FISCHER, E., AND BOEHRER, R.: Conversion of glutamic acid or of pyrrolidonecarboxylic acid into proline. Ber. **44**, 1332-7 (1911).
- (127) FISCHER, E., AND GROH, R.: Preparation of amino acids from keto acid phenylhydrazones and aluminum amalgam and the production of optically active  $\gamma$ -aminovaleic acid. Ann. **383**, 363-72 (1911).
- (128) FISCHER, E., AND RASKE, K.: Conversion of *l*-serine into natural cystine. Ber. **41**, 893-7 (1908).
- (129) FISCHER, E., AND WEIGERT, F.: Synthesis of  $\alpha$ ,  $\epsilon$ -diaminocaproic acid (inactive lysine) Ber. **35**, 3772-8 (1902).
- (130) FISCHER, E., AND ZEMPLÉN, C.: Synthesis of both optically active prolines. Ber. **42**, 2989-97 (1909).
- (131) FOLIN, O.: On the preparation of cystine. J. Biol. Chem. **8**, 9-10 (1910).
- (132) FOREMAN, F. W.: The proline fraction in the hydrolysis of casein. Biochem. Z. **56**, 1-10 (1913).
- (133) FOSTER, G. L., AND SCHMIDT, C. L. A.: The separation of the dicarboxylic amino acids from certain hydrolysates by electrical transport. J. Am. Chem. Soc. **48**, 1709-14 (1926).
- (134) FOSTER, G. L., AND SHEMIN, D.: *l*-Histidine monohydrochloride. Org. Syntheses **18**, 43-6 (1938).
- (135) FOX, S. W.: The preparation of citrulline by hydrolysis of arginine. J. Biol. Chem. **123**, 687-90 (1938).
- (136) FRANKEL, N., AND KUK, S.: Remarks on the preparation of prolylalanine and prolylpeptides. Biochem. Z. **226**, 221-32 (1930).
- (137) FREUDENBERG, K., AND HUBER, O.: Transformation of *d*-lactic acid into *l*-alanine. Ber. **58**, 148-50 (1925).
- (138) GABRIEL, S., AND KROSEBERG, K.: A simple synthesis of glycine. Ber. **22**, 426-8 (1889).
- (139) GAGNON, P. E., GAUDRY, R., AND KING, F. E.: Synthesis of amino acids from substituted cyanoacetic esters. J. Chem. Soc. **1944**, 13-15.
- (140) GAUDRY, R.: Synthesis of phenylalanine. Laval Med. **9**, 412 (1944).
- (140A) GAUDRY, R.: A synthesis of phenylalanine and tyrosine. Can. J. Research **23B**, 88-90 (1945).
- (141) GESELLSCHAFT FÜR KOHLENTCHNIK: Glycocol. German patent 609,552 (February 21, 1935).
- (142) GILSON, L. E.: A simplified method for preparing histidine. J. Biol. Chem. **124**, 281-5 (1938).
- (143) GLUUD, W., LÖPMANN, B., AND KLEMFT, W.: Amino acids. German patent 653,009 (November 13, 1937).
- (144) GLUUD, W., NÜSSLER, W., AND BRODKORB, F.: Glycine. German patent 572,803 (March 28, 1933).
- (145) GOEDECKEMEYER, C.: Action of potassium phthalimide on some oxygen-containing halogen compounds. Ber. **21**, 2684-92 (1888).
- (146) GRÄNACHER, C.: The application of rhodanine to organic synthesis. I. Fusylalanine. Helv. Chim. Acta **5**, 610-24 (1922).
- (147) GRÄNACHER, C., GERO, M., OFNER, A., KLOFFENSTEIN, A., AND SCHLATTER, E.: Use of rhodanine in organic syntheses. II. Amino acids and keto acids. Helv. Chim. Acta **6**, 458-67 (1923).
- (148) GURIN, S.: High vacuum distillation of *N*-acyl amino acid and polypeptide esters. J. Am. Chem. Soc. **58**, 2104-6 (1936).
- (149) GURIN, S., AND SEGAL, C. F.: Helianthates of amino acid and polypeptide esters. J. Am. Chem. Soc. **58**, 2107-9 (1936).
- (150) GUTKNECHT, H.:  $\alpha$ -Nitrosopropionic acid. Ber. **13**, 1116-19 (1880).
- (151) HAMLIN, K. E., JR., AND HARTUNG, W. H.: The synthesis of  $\alpha$ -amino acids from substituted acetoacetic esters. J. Biol. Chem. **145**, 349-57 (1942).

- (152) HANKE, M. T., AND KOESSLER, K. K.: Studies on proteinogenous amines. VI. The preparation of histidine from blood corpuscles. *J. Biol. Chem.* **43**, 521-6 (1920).
- (153) HARRINGTON, C. R.: Resolution of *dl*-thyroxine. *Biochem. J.* **22**, 1429-35 (1928).
- (153a) HARRINGTON, C. R.: Newer knowledge of the biochemistry of the thyroid gland. *J. Chem. Soc.* **1944**, 193-201.
- (154) HARRINGTON, C. R., AND BARGER, G.: Thyroxine. III. Constitution and synthesis of thyroxine. *Biochem. J.* **21**, 169-83 (1927).
- (155) HARRINGTON, C. R., AND MCCARTNEY, W.: Note on the Erlenmeyer amino acid synthesis. *Biochem. J.* **21**, 852-6 (1927).
- (156) HASS, H. B., AND MARSHALL, J. R.: Synthesis from natural gas hydrocarbons. I. Caproic acid from pentane. *Ind. Eng. Chem.* **23**, 352-3 (1931).
- (157) HEIDELBERGER, M.: *dl*- $\alpha$ -Bromopropionic acid. *An Advanced Laboratory Manual of Organic Chemistry*, pp. 20-21. The Chemical Catalog Company, Inc., New York (1923).
- (158) HENRY, M. L.: On the composition of chlorobutyric acid. *Bull. soc. chim.* [2] **45**, 341-2 (1886).
- (159) HERBST, R. M., AND SHEMIN, D.: *dl*- $\beta$ -Phenylalanine.  $\alpha$ -Acetaminocinnamic acid. *Org. Syntheses* **19**, 1-3, 67-79 (1939).
- (160) HEYMONS, A.: A simple method for the preparation of *dl*-proline. *Ber.* **66B**, 846-8 (1933).
- (161) HILL, E. M., AND ROBSON, W.: The salting out of amino acids from protein hydrolysates. I. The isolation of tyrosine, leucine, and methionine. *Biochem. J.* **28**, 1008-15 (1934).
- (162) HILL, E. M., AND ROBSON, W.: A new synthesis of methionine and a scheme relating certain  $\alpha$ -amino acids. *Biochem. J.* **30**, 248-51 (1936).
- (163) HOFFMANN-LA ROCHE AND COMPANY:  $\beta$ -Aryl- $\alpha$ -aminopropionic acid. German patent 484,838 (September 7, 1928).
- (164) HOWE, E. E., ZAMBITO, A. J., SNYDER, H. R., AND TISHLER, M.: The application of a new alkylation reaction to the synthesis of tryptophane. *J. Am. Chem. Soc.* **67**, 38-9 (1945).
- (165) HÜFNER, G.: The identity of natural with synthetic leucine. *J. prakt. Chem.* **1**, 6-14 (1870).
- (166) HUNTER, A.: Enzymatic methods for the preparation of arginine and ornithine. *Biochem. J.* **33**, 27-35 (1939).
- (167) I. G. FARBENINDUSTRIE A.-G.: Aliphatic amino acids. French patent 755,144 (November 20, 1933).
- (168) IKEDA, K., AND SUZUKI, S.: U. S. patent 1,015,891 (January 30, 1912).
- (169) JAY, R., AND CURTIUS, R.: Methyleneaminoacetonitrile. *Ber.* **27**, 59-62 (1894).
- (170) JOHNSON, T. B., AND O'BRIEN, W. B.: Hydantoins. XIII. A new method for the synthesis of phenylalanine. *J. Biol. Chem.* **12**, 205-13 (1912).
- (171) JOHNSON, T. B., AND TEWKESBURY, L. B.: Oxidation of 3,5-diiodotyrosine to thyroxine. *Proc. Natl. Acad. Sci. U.S.* **23**, 73-7 (1942).
- (172) JONES, H. M.: A detailed method for the preparation of histidine. *J. Biol. Chem.* **33**, 429-31 (1918).
- (173) DE JONG, A. W. K.: Action of pyruvic acid on its ammonium salt. *Rec. trav. chim.* **19**, 259-310 (1900).
- (174) KAPFFHAMMER, J., AND SPÖRER, H.: A new preparation of *l*-histidine from protein. *Z. physiol. Chem.* **173**, 245-9 (1928).
- (175) KAVANAGH, K. E.: Catalytic hydrogenation of cystine. *J. Am. Chem. Soc.* **64**, 2721 (1942).
- (176) KEIMATSU, S., AND SUGASAWA, S.: The synthesis of glutamic acid. I. *J. Pharm. Soc. Japan* **531**, 369-72 (1925).
- (177) KEKULÉ, A.: The bromination products of succinic acid and their conversion into tartaric acid and malic acid. *Ann.* **117**, 120-9 (1861).



- (178) KENDALL, E. C., AND MCKENSIE, B. F.: *dl*-Alanine. *Org. Syntheses* **9**, 4-7 (1929).
- (179) KIERICK, A. C.: The estimation of the dicarboxylic amino acids by titration. *J. Biol. Chem.* **152**, 411-18 (1944).
- (180) KING, F. E., AND ROBINSON, R.: Experiments on the synthesis of physostigmine (eserine). VI. A synthesis of *dl*-eserinethole methopiecrate. *J. Chem. Soc.* **1932**, 1433-8.
- (181) KING, H.: *d*-Glutamic acid. *Organic Syntheses*, Collective Volume 1, pp. 281-3. John Wiley and Sons, Inc., New York (1932).
- (182) KING, H.: 2-Acetyl-1-methylpyrrolidine. *J. Chem. Soc.* **1941**, 337-9.
- (183) KINNEY, C. R., AND ADAMS, R.: Dideuteriovaline and dideuterioleucine. *J. Am. Chem. Soc.* **59**, 897-8 (1937).
- (184) KLABUNDE, H. K.: Note on the preparation of hydroxyproline. *J. Biol. Chem.* **90**, 293-5 (1931).
- (185) KNOOP, F., AND LANDMANN, G.: Synthesis of pseudoleucine. *Z. physiol. Chem.* **89**, 157-9 (1914).
- (186) KNOOP, F., AND OESTERLIN, H.: The natural synthesis of amino acids and its experimental reproduction. *Z. physiol. Chem.* **148**, 294-315 (1925).
- (187) KNOOP, F., AND OESTERLIN, H.: Synthesis and degradation of amino acids. *Z. physiol. Chem.* **170**, 186-211 (1927).
- (188) KOESSLER, K. K., AND HANKE, M. T.: Studies on proteinogenous amines. I. The synthesis of  $\beta$ -imidazolethylamine (histamine). *J. Am. Chem. Soc.* **40**, 1716-26 (1918).
- (189) KOSSEL, A.: The constitution of the simplest proteins. *Z. physiol. Chem.* **25**, 165-89 (1898).
- (190) KOSSEL, A., AND GROSS, R. E.: Preparation and estimation of arginine (in proteins). *Sitzber. heidelberg. Akad. Wiss.* **1B**, 1-6 (1923).
- (191) KOSSEL, A., AND GROSS, R. E.: The preparation and quantitative determination of arginine. *Z. physiol. Chem.* **135**, 167-74 (1924).
- (192) KOSSEL, A., AND KUTSCHER, F.: Proteins. *Z. physiol. Chem.* **31**, 165-214 (1900-01).
- (193) KRAUSE, H.: Preparation of glycocoll. *Chem.-Ztg.* **55**, 666 (1931).
- (194) KUHN, H., AND STEIN, O.: Condensation of indoles with aldehydes and secondary amines. 1. A new gramine synthesis. *Ber.* **70A**, 567-9 (1937).
- (195) KUHN, R., AND Quadbeck, G.: Synthetic preparation of lanthionine. *Ber.* **76B**, 527-8 (1943).
- (196) KURTZ, A. C.: A simple synthesis of *dl*-citrulline. *J. Biol. Chem.* **122**, 477-84 (1938).
- (197) KURTZ, A. C.: A new method for isolating *l*(+)-lysine. *J. Biol. Chem.* **140**, 705-10 (1941).
- (198) LAMB, J., AND ROBSON, W.: The Erlenmeyer synthesis of amino acids. *Biochem. J.* **25**, 1231-6 (1931).
- (199) LANGE, O.: A new compound formed from hydrocyanic acid. *Ber.* **6**, 99-101 (1873).
- (200) LEUCHS, H., AND BORMANN, K.: Pyrrolidine derivatives. V. Preparation of the three forms of hydroxyproline stereoisomeric with the natural form. *Ber.* **52B**, 2086-97 (1919).
- (201) LEUCHS, H., AND BREWSTER, J. F.: Pyrrolidine derivatives. IV. Synthesis of natural hydroxyproline obtained from protein. *Ber.* **46**, 986-1000 (1913).
- (202) LEUCHS, H., GIUA, M., AND BREWSTER, J. F.:  $C_5$  series. II. New cases of changes in configuration of the nature of the Walden inversion, etc. *Ber.* **45**, 1960-9 (1912).
- (203) LEVENE, P. A., AND SCHORMÜLLER, A.: Synthesis of the phosphoric esters of hydroxy-amino acids. III. *J. Biol. Chem.* **106**, 595-602 (1934).
- (204) LEVY, M., AND PALMER, A. H.: The benzoylation and resolution of alanine. *J. Biol. Chem.* **146**, 493-5 (1942).
- (205) LEWIS, H. B., CHILES, H. M., AND COX, G. J.: *d*-Glutamic acid. *Org. Syntheses* **5**, 63-76 (1925).

- (206) LI, L., LIN, K-H., HUANG, Y-T., AND KANG, S-A.: Chemical studies on amino acids and their derivatives. V. J. Chinese Chem. Soc. **9**, 1-40 (1942).
- (207) LICHTENSTEIN, N.: Preparation of *dl*-glutamine. Enzymologia **9**, 185-6 (1941).
- (208) LING, A. R., AND NANJI, D. R.: Synthesis of glycine from formaldehyde. Biochem. J. **16**, 702-3 (1922).
- (209) LIPP, A.: Some derivatives of isobutyraldehyde. Ann. **205**, 1-32 (1880).
- (209a) LIVAK, J. E., BRITTON, E. C., VAN DER WEELE, J. C., AND MURRAY, M. F.: Synthesis of *dl*-methionine. J. Am. Chem. Soc. **67**, 2218-20 (1945).
- (210) LUBAVIN, N. J.: The action of ammonium cyanide on aldehydes. J. Russ. Phys. Chem. Soc. **1**, 594 (1881); Ber. **14**, 2686-7 (1881).
- (211) LOCQUIN, R., AND CERCHEZ, V.: Ethyl aminomalonate. Compt. rend. **186**, 1360-2 (1928).
- (212) LOCQUIN, R., AND CERCHEZ, V.: Aminomalononic ester. Action of alkyl iodides and bromides on diethyl sodioaminomalonate. Bull. soc. chim. **47**, 1377-80, 1381-5 (1930).
- (213) LOCQUIN, R., AND CERCHEZ, V.: Preparation of  $\alpha$ -amino acids by hydrolysis of alkyl-aminomalononic esters. Bull. soc. chim. **47**, 1386-9 (1930).
- (214) LUCAS, C. C., AND BEVERIDGE, J. M. R.: The analysis of hair keratin. 1. A method for the quantitative removal of cystine from keratin hydrolysates. Biochem. J. **34**, 1356-66 (1940).
- (215) MAEDA, S., AND BUNZI, M.: Synthesis and separation of amino acids. IV. Separation of hydroxyproline. Bull. Inst. Phys. Chem. Research (Tokyo) **17**, 271-3 (1938).
- (216) MAEDA, S., TERUMI, M., AND SUZUKI, T.: Synthesis and separation of amino acids. III. Synthesis of serine. Bull. Inst. Phys. Chem. Research (Tokyo) **17**, 267-70 (1938).
- (217) MAJIMA, R., AND KOTAKE, M.: Synthesis in the indole group. I. A new synthesis of racemic tryptophan. Ber. **55**, 2859-65 (1922).
- (218) MAJIMA, R., UNNO, T., AND ONO, K.: The reaction between acetylene and aniline at higher temperatures. Ber. **55**, 3854-9 (1922).
- (219) MARSHALL, E. K., JR.: The preparation of tyrosine. J. Biol. Chem. **15**, 85-6 (1913).
- (220) MARVEL, C. S.: *dl*-Valine. Org. Syntheses **20**, 106-8 (1940).
- (221) MARVEL, C. S.: *dl*-Isoleucine. Org. Syntheses **21**, 60-4 (1941).
- (222) MARVEL, C. S.: *dl*-Leucine ( $\alpha$ -aminoisocaproic acid). Org. Syntheses **21**, 74-6 (1941).
- (223) MARVEL, C. S.: *dl*-Phenylalanine. Org. Syntheses **21**, 99-102 (1941).
- (224) MARVEL, C. S., AND STODDARD, M. P.: A convenient synthesis of *dl*-glutamic acid. J. Org. Chem. **3**, 198-203 (1938).
- (225) MARVEL, C. S., AND DU VIGNEAUD, V.:  $\alpha$ -Amino-*n*-caproic acid. Org. Syntheses **4**, 3-4 (1925).
- (226) MARVEL, C. S., AND DU VIGNEAUD, V.:  $\alpha$ -Bromoisovaleric acid. Org. Syntheses **11**, 20-2 (1931).
- (227) MASUDA, R., ROYAL, C. L., AND MARSHALL, A. E.: Process for manufacturing and recovering glutamic acid and its compounds. U. S. patent 1,967,563 (February 20, 1934).
- (228) McILWAIN, H., AND RICHARDSON, G. M.: Preparation of  $\alpha$ -amino acids through the  $\alpha$ -oximino esters. Biochem. J. **33**, 44-6 (1939).
- (229) MENGE, G. A.: Note on a new technique for the preparation of amino nitriles. J. Am. Chem. Soc. **56**, 2197-8 (1934).
- (230) MINUNNI, G., AND D'URSO, S.: New syntheses in the group of amino acids. I. Condensation of aldoximes with esters of  $\beta$ -ketonic acids. Gazz. chim. ital. **58**, 483-504 (1928).
- (231) MITRA, S. K.: A new synthesis of serine. J. Indian Chem. Soc. **7**, 799-302 (1930).
- (232) MÜLLER, E.: Nitranilic acid as a precipitant for bases. Z. physiol. Chem. **268**, 245-50 (1941).

- (233) MÜLLER, E.: Base precipitation with 2-nitro-1,3-indandione. *Z. physiol. Chem.* **269**, 31-2 (1941).
- (234) V. MUTZENBECHER, P.: The formation of thyroxine from diiodotyrosine. *Z. physiol. Chem.* **261**, 253-6 (1939).
- (235) NIERNBURG, H.: A second synthesis of *d*-glutamine. *Ber.* **68B**, 2232-4 (1935).
- (236) NOYES, W. A.: *n*-Butyl nitrite. *Organic Syntheses*, Collective Volume 2, pp. 108-9. John Wiley and Sons, Inc., New York (1943).
- (237) OKABE, L.: Studies on the solubility of cystine under various conditions and a new method of cystine preparation. *J. Biochem. (Japan)* **8**, 441-57 (1928).
- (238) OKUDA, Y., AND KOBAYASHI, T.: Determination and preparation of cystine. *Bull. Agr. Chem. Soc. Japan* **5**, 65-7 (1929).
- (239) ONISHCHENKO, A. S.: Action of nitrosyl chloride on alkylmalonic acids as a means of obtaining oximes of  $\alpha$ -keto acids and of  $\alpha$ -amino acids. I. Synthesis of phenylalanine and leucine. *J. Gen. Chem. (U.S.S.R.)* **11**, 197-202 (1941); *Chem. Abstracts* **35**, 7941 (1941).
- (240) ORTEN, J. B., AND HILL, R. M.: A simple method for the preparation of glycine. *J. Am. Chem. Soc.* **53**, 2797-9 (1931).
- (241) OSTERBERG, A. E.: Ethyl phthalimidomalonate. *Organic Syntheses*, Collective Volume 1, pp. 266-7. John Wiley and Sons, Inc., New York (1932).
- (242) PACSU, E., AND MULLEN, J. W., 2ND: An improved method for the resolution of synthetic alanine. *J. Biol. Chem.* **136**, 335-42 (1940).
- (243) PAINTER, E. P.: The synthesis of amino acids from benzoylaminomalonate ester. *J. Am. Chem. Soc.* **62**, 232-3 (1940).
- (244) PATTERSON, W. I., AND DU VIGNEAUD, V.: The synthesis of homocystine. *J. Biol. Chem.* **111**, 393-8 (1935).
- (245) PERKIN, W. H., AND DUPPA, B. F.: The action of bromine on acetic acid. *Ann.* **108**, 106-13 (1858).
- (246) PIRIE, N. W.: The preparation of methionine from caseinogen. *Biochem. J.* **26**, 1270-4 (1932).
- (247) PIUTTI, A.: Synthesis of aspartic acid. *Gazz. chim. ital.* **17**, 519-23 (1887).
- (248) PIUTTI, A.: Preparation of asparagine by the diffusion method. *Rend. accad. sci. (Napoli)* **30**, 188-91 (1924).
- (249) PRATT, A. E.: The preparation of *d*-arginine carbonate. *J. Biol. Chem.* **67**, 351-6 (1926).
- (250) VON PRZYLECKI, S. T. J., AND KASPRZYK, K.: A new method for separating amino acids. *Biochem. Z.* **289**, 243-50 (1936-37).
- (251) PUTOCHIN, N. J.: The synthesis of proline. *Ber.* **56B**, 2213-16 (1923).
- (252) PUTOCHIN, N. I.: The catalytic reduction of pyrrole and its derivatives. The preparation of  $\alpha$ -pyrrolidinemethylamine and of proline. *J. Russ. Phys. Chem. Soc.* **62**, 2216-25 (1930); *Chem. Abstracts* **25**, 3995 (1931).
- (253) PYMAN, F. L.: The synthesis of histidine. *J. Chem. Soc.* **99**, 1386-1401 (1911).
- (254) PYMAN, F. L.: Derivatives of glyoxaline 4(or 5)-formaldehyde and glyoxaline 4(or 5)-carboxylic acid. A new synthesis of histidine. *J. Chem. Soc.* **109**, 186-202 (1916).
- (255) REDEMANN, C. E., AND DUNN, M. S.: A general method for the synthesis of  $\alpha$ -amino acids with ethyl benzamidomalonate. *J. Biol. Chem.* **130**, 341-8 (1939).
- (256) REDEMANN, C. E., AND ICKE, R. N.: A convenient synthesis of *dl*-serine. *J. Org. Chem.* **8**, 159-61 (1943).
- (257) RICE, E. E.: A simplified procedure for the isolation of lysine from protein hydrolysates. *J. Biol. Chem.* **131**, 1-4 (1939).
- (258) ROBERTSON, S. R.: The reaction of chloroacetic acid with ammonia and the preparation of glycine. *J. Am. Chem. Soc.* **49**, 2889-94 (1927).
- (259) RUGGLI, P., AND BUSINGER, A.: Synthesis of  $\beta$ -alanine. *Helv. Chim. Acta* **25**, 35-9 (1942).

- (260) SADIKOV, V. S., AND LINDBVIST-RUISAKOVA, E. V.: Behavior of diamino acids from casein hydrolysates toward permutit. *Compt. rend. acad. sci. U. R. S. S.* **1**, 575-7 (1924); *Chem. Abstracts* **28**, 5842 (1934).
- (261) SAH, P. P. T.: Synthesis of amino acids. I. Application of Curtius reaction to the synthesis of glycine. *J. Chinese Chem. Soc.* **4**, 198-207 (1936).
- (262) SAKAI, K., AND WADA, S.: Tryptophan. Japanese patent 37,870 (January 22, 1921).
- (263) SANNIE, C.: The mechanism of the synthesis of the  $\alpha$ -amino acids by Strecker's reaction. II. The disappearance of ammonia and the intermediate reactions. *Bull. soc. chim.* **39**, 254-78 (1926).
- (264) SASAKI, R.: Condensation of glycine anhydride with aldehydes. A new synthesis of *dl*-phenylalanine and *dl*-tyrosine. *Ber.* **54**, 163-8 (1921).
- (265) SAVITZKII, A. Y.: Thyroxine from hydroquinone monomethyl ether and 3,4,5-triiodonitrobenzene. *Med. exptl. (Ukraine)* **1**, 39-49 (1934); *Chem. Abstracts* **30**, 1761 (1936).
- (266) SAVITSKII, A. Y.: The preparation and properties of 3,5-diiodo-*l*-tyrosine. *J. Gen. Chem. (U.S.S.R.)* **9**, 1342-4 (1939); *Chem. Abstracts* **34**, 742 (1940).
- (267) SCHAAF, K. H., AND PICKEL, F. D.: Synthesis of amino acids. U. S. patent 2,365,295 (December 19, 1944).
- (268) SCHILTZ, L. R., AND CARTER, H. E.: Synthesis of serine. *J. Biol. Chem.* **116**, 793-7 (1936).
- (269) SCHMIDT, C. L. A.: "Synthesis of isotopic proline", in *The Chemistry of the Amino Acids and Proteins*. C. C. Thomas, Springfield, Illinois (1943).
- (270) SCHMIDT, C. L. A.: A method for the preparation of cystine. *Proc. Soc. Exptl. Biol. Med.* **19**, 50-2 (1921).
- (271) SCHMIDT, J., AND WIDMANN, K. T.: True aliphatic nitrosocarbonic esters. *Ber.* **42B**, 1886-1902 (1909).
- (272) SCHMIDT, K. F.: The imine residue. *Ber.* **57**, 704-6 (1924).
- (273) SCHNIEPP, L. E., AND MARVEL, C. S.: Some reactions of  $\gamma$ -aminovaleric acid and its derivatives. *J. Am. Chem. Soc.* **57**, 1557-8 (1935).
- (274) SCHOENHEIMER, R., AND RATNER, S.: Studies in protein metabolism. III. Synthesis of amino acids containing isotopic nitrogen. *J. Biol. Chem.* **127**, 301-13 (1939).
- (275) SCHRAUTH, W., AND GELLER, H.: Preparation of  $\beta$ -hydroxy- $\alpha$ -amino acids from olefin-carboxylic acids. *Ber.* **55**, 2783-96 (1922).
- (276) SCHROETER, G.: Simple synthesis of  $\alpha$ -aminocarboxylic acids. *Z. angew. Chem.* **39**, 1460 (1926).
- (277) SCHROETER, G.: Amino acids. German patent 491,292 (September 18, 1926).
- (278) SCHRYVER, S. B., BUSTON, H. W., AND MUKHERJEE, D. H.: The isolation of a product of hydrolysis of the proteins hitherto undescribed. *Proc. Roy. Soc. (London)* **B98**, 58-65 (1925).
- (279) SENTER, G., DREW, H. D. K., AND MARTEN, G. H.: Walden inversion. VII. Influence of the solvent on the sign of the product in the conversion of  $\alpha$ -bromo- $\beta$ -phenylpropionic acid and  $\alpha$ -amino- $\beta$ -phenylpropionic acid (phenylalanine). Iminodiphenyldipropionic acid. *J. Chem. Soc.* **113**, 151-63 (1918).
- (280) SHEMIN, D., AND HERBST, R. M.: The synthesis of dipeptides from  $\alpha$ -keto acids. *J. Am. Chem. Soc.* **60**, 1951-4 (1938).
- (281) SHILDRUCK, P. R.: Glutamic acid. U. S. patent 2,347,220 (April 25, 1944).
- (282) SIGNAIGO, F. K., AND ADKINS, H.: A synthesis of *dl*-proline from pyrrole. *J. Am. Chem. Soc.* **58**, 1122-4 (1936).
- (283) SISLER, H. H., AND CHERONIS, N. D.: Ammonolysis of  $\alpha$ -halogen acids in liquid ammonia. (Studies in ammonolysis.) *J. Org. Chem.* **6**, 467-78 (1941).
- (284) SKITA, A., AND WULFF, C.: Syntheses of amino acids. *Ann.* **453**, 190-210 (1927).
- (285) SNYDER, H. R., ANDREEN, J. H., CANNON, G. W., AND PETERS, C. F.: A convenient synthesis of *dl*-methionine. *J. Am. Chem. Soc.* **64**, 2082-4 (1942).

- (286) SNYDER, H. R., AND CANNON, G. W.: A new synthesis of homocystine and a further improvement in the synthesis of methionine. *J. Am. Chem. Soc.* **66**, 511-12 (1944).
- (287) SNYDER, H. R., AND CHIDDIX, M. E.: Synthetic amino acids. Some reactions of 3,6-bis( $\beta$ -chloroethyl)-2,5-diketopiperazine. *J. Am. Chem. Soc.* **66**, 1000-2, 1002-4 (1944).
- (288) SNYDER, H. R., HOWE, E. E., CANNON, G. W., AND NYMAN, M. A.:  $\omega, \omega'$ -Bimethionine. *J. Am. Chem. Soc.* **65**, 2211-14 (1943).
- (289) SNYDER, H. R., SHEKLETON, J. F., AND LEWIS, C. D.: Synthetic amino acids. Syntheses from acetamidomalonic ester. *J. Am. Chem. Soc.* **67**, 310-12 (1945).
- (290) SNYDER, H. R., AND SMITH, C. W.: A convenient synthesis of *dl*-tryptophan. *J. Am. Chem. Soc.* **66**, 350-1 (1944).
- (291) SNYDER, H. R., SMITH, C. W., AND STEWART, J. M.: Carbon alkylation with quaternary ammonium salts. A new approach to the synthesis of compounds containing the  $\beta$ -indolemethylene group. *J. Am. Chem. Soc.* **66**, 200-4 (1944).
- (292) SØRENSEN, S. P.: The synthesis of amino acids. *Compt. rend. trav. lab. Carlsberg* **6**, 1-60 (1903).
- (293) SØRENSEN, S. P. L.: Syntheses of amino acids by means of phthalimidomalonic ester. *Z. physiol. Chem.* **44**, 448-60 (1905).
- (294) SØRENSEN, S. P. L.: Synthesis of *dl*-arginine ( $\alpha$ -amino- $\delta$ -guanido-*n*-valeric acid) and the isomeric  $\alpha$ -guanido- $\delta$ -aminovaleric acid. *Ber.* **43**, 643-51 (1910).
- (295) SØRENSEN, S. P. L.: Syntheses of amino acids. XI.  $\alpha$ -Amino- $\gamma, \delta$ -dihydroxyvaleric acid,  $\gamma$ -hydroxyproline, and  $\gamma, \delta$ -diamino- $\gamma$ -hydroxyvaleric acid ( $\gamma$ -hydroxyornithine). *Compt. rend. trav. lab. Carlsberg* **11**, 121-2 (1916).
- (296) SØRENSEN, S. P. L., AND ANDERSEN, A. C.: Amino acid syntheses. VII. Proline ( $\alpha$ -pyrrolidinecarboxylic acid). *Z. physiol. Chem.* **56**, 236-49 (1908).
- (297) SØRENSEN, D. P. L., HØYRUP, M., AND ANDERSEN, A. C.: Synthesis of amino acids. IX. *dl*-Arginine ( $\alpha$ -amino- $\delta$ -guanidinovaleric acid) and the isomeric  $\delta$ -amino- $\alpha$ -guanidinovaleric acid. *Z. physiol. Chem.* **76**, 44-94 (1912).
- (298) STEPHEN, H., AND WEIZMANN, C.: Synthesis of *dl*-tyrosine and *dl*-3,4-dihydroxyphenylalanine. *J. Chem. Soc.* **105**, 1152-5 (1914).
- (299) STEIN, W. H., AND BERGMANN, M.: Determination of proline in mixtures containing *l*- and *dl*-proline. The proline content of gelatin. *J. Biol. Chem.* **134**, 627-33 (1940).
- (300) STEIN, W. H., MOORE, S., AND BERGMANN, M.: The isolation of *l*-serine from silk fibroin. *J. Biol. Chem.* **139**, 481-2 (1941).
- (301) STEIN, W. H., MOORE, S., STAMM, G., CHOU, C., AND BERGMANN, M.: Aromatic sulfonic acids as reagents for amino acids. The preparation of *l*-serine, *l*-alanine, *l*-phenylalanine, and *l*-leucine from protein hydrolysates. *J. Biol. Chem.* **143**, 121-9 (1942).
- (302) STRECKER, A.: The synthesis of lactic acid and a new glycine homologue. *Ann.* **75**, 27-45 (1850).
- (303) STRECKER, H.: Some compounds of valeraldehyde. *Ann.* **130**, 217-23 (1864).
- (304) SUGASAWA, S.: Synthesis of amino acids. VI. Synthesis of *dl*-lysine. *J. Pharm. Soc. Japan* **550**, 1044-50 (1927).
- (305) TARVER, H., AND SCHMIDT, C. L. A.: Radioactive sulfur studies. I. Synthesis of methionine. *J. Biol. Chem.* **146**, 69-84 (1942).
- (306) TAYLOR, R. S., AND CONNOR, R.: The Michael condensation. VII. Activation of the methylene group by carbon-carbon unsaturation. *J. Org. Chem.* **6**, 696-704 (1941).
- (307) TIEMANN, F.: Aromatic amino acids. *Ber.* **13**, 381-5 (1880).
- (308) TIEMANN, F.: The preparation of amino acids from the cyanohydrins of aldehydes and ketones. *Ber.* **14**, 1957-85 (1881).
- (309) TOBIE, W. C., AND AYRES, G. B.: Synthesis of *dl*-alanine in improved yield from  $\alpha$ -bromopropionic acid and aqueous ammonia. *J. Am. Chem. Soc.* **59**, 950 (1937).

- (310) TOBIE, W. C., AND AYRES, G. B.: An improved procedure for the preparation of glycine. *J. Am. Chem. Soc.* **64**, 725 (1942).
- (311) TOENNIES, G.: Acid hydrolysates of proteins. British patent 527,320 (October 7, 1940).
- (312) TOWN, B. W.: The isolation of pure *l*-proline. *Biochem. J.* **22**, 1083-6 (1928).
- (313) TOWN, B. W.: The micro-determination of glycine in protein hydrolysates. *Biochem. J.* **30**, 1833-6 (1936).
- (314) TOWN, B. W.: The 3,5-dinitrobenzoyl derivatives of the amino acids and their use in separating the isomers of leucine and valine. *Biochem. J.* **35**, 578-87 (1941).
- (315) TRAUBE, W., JOHOW, R., AND TEPHOHL, W.:  $\alpha, \delta$ -Diamino- $\gamma$ -valerolactone and a new synthesis of hydroxyproline. *Ber.* **56B**, 1861-6 (1923).
- (316) TRAUBE, W., AND LEHMANN, E.: Combination of alkylene oxides with malonic ester and acetoacetic ester. *Ber.* **34**, 1971-83 (1901).
- (317) TURBA, F.: The adsorption behavior of protein-split products. 1. Chromatography of the basic amino acids on bleaching earths. *Ber.* **74B**, 1829-38 (1941).
- (318) TURBA, F., AND RICHTER, M.: The adsorption behavior of protein-split products. II. Chromatography of dicarboxylic amino acids on aluminum oxide. *Ber.* **75**, 340-4 (1942).
- (319) TUTIYA, Y.: Synthesis of aspartic acid. *J. Agr. Chem. Soc. Japan* **17**, 706-10 (1941).
- (320) VAN SLYKE, D. D., HILLER, A., DILLON, R. T., AND MACFADYEN, D.: The unidentified base in gelatin. *Proc. Soc. Exptl. Biol. Med.* **38**, 548-9 (1938).
- (321) VICKERY, H. B.: The preparation of histidine by means of 3,4-dichlorobenzenesulfonic acid. *J. Biol. Chem.* **143**, 77-87 (1942).
- (322) VICKERY, H. B., AND LEAVENWORTH, C. S.: On the separation of histidine and arginine. IV. The preparation of histidine. *J. Biol. Chem.* **78**, 627-35 (1928).
- (323) VICKERY, H. B., PUCHER, G. W., AND CLARK, H. E.: The preparation of glutamine. *J. Biol. Chem.* **109**, 39-42 (1935).
- (324) VICKERY, H. B., PUCHER, G. W., AND DEUBER, C. G.: The preparation of asparagine. *J. Biol. Chem.* **145**, 45-53 (1942).
- (325) DU VIGNEAUD, V., MCKENNIS, H., SIMMONDS, S., DITTMER, K., AND BROWN, G. B.: The inhibition of the growth of yeast by thienylalanine. *J. Biol. Chem.* **159**, 385-97 (1945).
- (326) WALDEN, P.: Optical activity of chlorofumaric acid and optically active halogenated succinic acids. *Ber.* **26**, 210-15 (1893).
- (327) WATERMAN, H. C.: The preparation of tryptophane from the products of hydrolysis of lactalbumin with baryta. *J. Biol. Chem.* **56**, 75-7 (1923).
- (328) WEIDENHAGEN, R., AND HERRMANN, R.: A new synthesis of imidazoles. *Ber.* **68**, 1953-61 (1935).
- (329) WEIDENHAGEN, R., HERRMANN, R., AND WEGNER, H.: Imidazoles. *Ber.* **70**, 570-83 (1937).
- (330) WEIDINGER, A.: Quantitative method for the isolation of *l*-cystine from keratin (horse hair). *Rev. trav. chim.* **56**, 562-4 (1937).
- (331) WEST, H. D., AND CARTER, H. E.: Synthesis of  $\alpha$ -amino- $\beta$ -hydroxy-*n*-butyric acids. IV. Separation of mixtures of the two forms and preparation of *d*(-)- and *l*(+)-threonine. *J. Biol. Chem.* **119**, 109-19 (1937).
- (332) WEYGAND, F.: Preparation of  $\beta$ -alanine. *Ber.* **74B**, 256-7 (1941).
- (333) WHEELER, H. L., AND HOFFMAN, C.: Hydantoins: Synthesis of phenylalanine and of tyrosine. *Am. Chem. J.* **45**, 368-83 (1911).
- (334) WHEELER, H. L., AND JAMESON, G. S.: Synthesis of iodogorgoic acid. *Am. Chem. J.* **33**, 365-72 (1905).
- (335) WHEELER, H. L., AND MENDEL, L. B.: The iodine complex in sponges (3,5-diiodotyrosine). *J. Biol. Chem.* **7**, 1-9 (1909).
- (336) WILLSTÄTTER, R.: Synthesis of hygric acid. *Ber.* **33**, 1160-6 (1900).

- (337) WILLSTÄTTER, R., AND ETTLINGER, F.: Syntheses of hydric acid and  $\alpha$ -pyrrolidincarbonic acid. *Ann.* **326**, 91-128 (1903).
- (338) WINDUS, W., AND MARVEL, C. S.: A synthesis of methionine. *J. Am. Chem. Soc.* **52**, 2575-80 (1930).
- (339) WOLFF, J.: Aspartic acid from maleic acid. *Ann.* **75**, 293-7 (1850).
- (340) WOOD, J. L., AND DU VIGNEAUD, V.: A new synthesis of cystine. *J. Biol. Chem.* **131**, 267-71 (1939).
- (341) WOOD, J. L., AND DU VIGNEAUD, V.: On the synthesis of serine. *J. Biol. Chem.* **134**, 413-16 (1940).
- (342) YU-CHING, CHENG, AND ADOLPH, W. H.: Note on the preparation of *d*-glutamic acid. *J. Chinese Chem. Soc.* **2**, 221-4 (1934).
- (343) ZEYNEK, R.: The preparation of chloro- and bromo-tyrosine and of the analogous tyramines. *Z. physiol. Chem.* **114**, 275-85 (1920).