

FACILE DIKETOPIPERAZINE FORMATION FROM DIPEPTIDES CONTAINING
 α -AMINOISOBUTYRIC ACID. CONFORMATIONAL FACTORS INFLUENCING
CYCLISATION⁺

Ramakrishnan Nagaraj and Padmanabhan Balaram^{*}

Molecular Biophysics Unit, Indian Institute of
Science, Bangalore 560012, India.

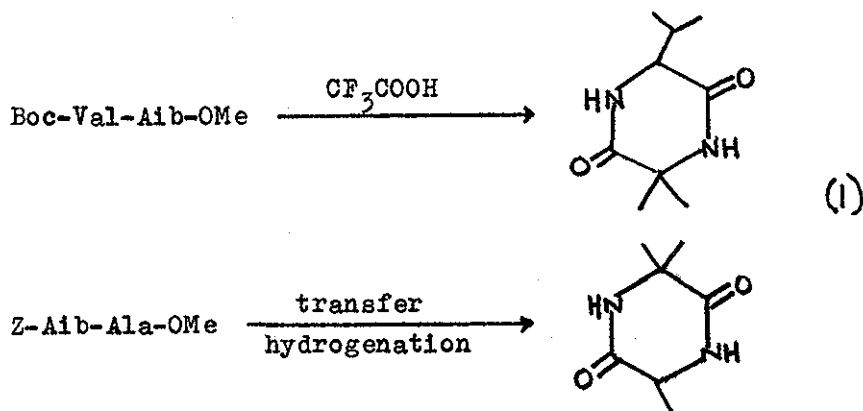
Diketopiperazines were formed in good yields on deprotection of N-protected dipeptide esters containing α -aminoisobutyric acid residues. Cyclisation is likely to be favoured by conformational constraints introduced by the gem dialkyl groups.

Diketopiperazine formation from dipeptides requires moderately vigorous conditions like heating the dipeptide esters in toluene¹ or the free dipeptide in phenol.² However cyclisation occurs readily in dipeptides containing imino acids like proline or sarcosine,³ presumably as a consequence of the higher probability of occurrence of the cis peptide conformation. The fragmentation of tri and tetrapeptides

⁺ This paper is dedicated to Professor R. B. Woodward to mark his sixtieth birthday. Contribution No. 99 from the Molecular Biophysics Unit.

to yield cyclic dipeptides under alkaline conditions has also been observed.⁴ In this communication we wish to report the facile formation of diketopiperazines from dipeptides of α -aminoisobutyric acid (Aib) and to discuss the role of the free dipeptide conformation in favouring cyclisation.

The removal of the t-butoxycarbonyl (Boc) or benzyloxy-carbonyl (Z) amino protecting groups, from dipeptides containing Aib residues at either position resulted only in the isolation of the corresponding diketopiperazine (Equation 1)



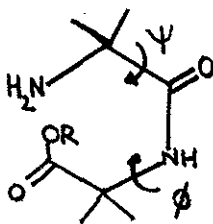
The results of deprotection reactions on four dipeptides containing Aib residues are summarised in Table I.

TABLE I

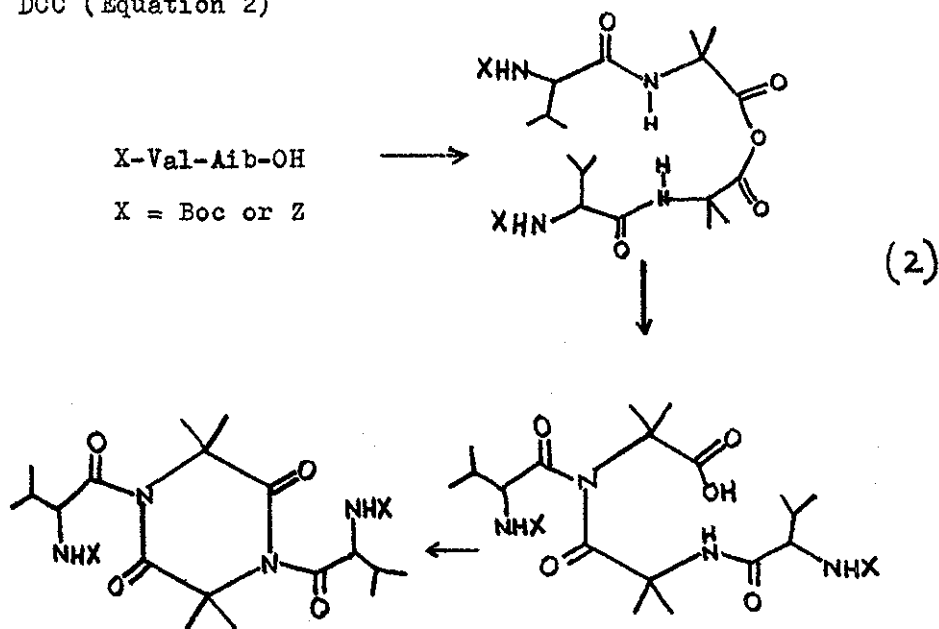
Starting peptide	Deprotection procedure	Product	Yield	MP °C	$[\alpha]_D^{25}$
Z-Aib-Ala-OMe	transfer hydrogenation	c(Aib-Ala)	68%	270	+3.8°
Z-Aib-Aib-OMe	"	c(Aib-Aib)	10%	300	-
Boc-Val-Aib-OMe	CF ₃ COOH	c(Val-Aib)	60%	210	+3.25°
Boc-Ile-Aib-OMe	"	c(Ile-Aib)	70%	252	+4.65°

The cyclic products are the only readily isolable compounds after deprotection, except in the case of Z-Aib-Aib-OMe. In this case the reported yield in Table I corresponds to the amount isolated immediately after deprotection. However on standing the dipeptide methyl ester cyclises slowly. A report on the difficulty of cyclising the dipeptide trichlorophenyl ester has appeared.³

An important structural requirement for diketopiperazine formation is the presence of the cis peptide conformer. The energy difference between the trans and cis conformers of the model amide, N-methylacetamide have been reported at various times,⁵ as between 1.5 and 2.5 kcal mole⁻¹. While experimental detection of less than 1% of the cis form may be difficult, it is clear that the cis conformer may be present in small but finite amounts. A recent theoretical study⁵ estimating the cis form of N-methylacetamide at $5.5 \times 10^{-4}\%$ is not borne out by proton nmr measurements, where at least 0.5% is detectable.⁶ In peptides therefore the cis form may be present in amounts sufficient to allow specifically favoured reaction paths to proceed via this conformer. The presence of the gem dialkyl group in α -aminoisobutyric acid imposes considerable conformational restrictions about the C ^{α} -C' (ψ) and N-C ^{α} (ϕ) bonds.⁷



Cyclisation reactions may then follow from the proximity of the amino and ester functions. For Aib at the N-terminal restriction of ψ results while Aib at the C-terminal restricts the range of ϕ . The slow rate of cyclisation for Aib-Aib-OMe results from the sluggish formation of a peptide bond between two sterically hindered residues. We have also observed the formation of a diacylated diketopiperazine in the attempted coupling of Boc-Val-Aib-OH or Z-Val-Aib-OH to Aib-OMe using DCC (Equation 2)



Diketopiperazine formation presumably results via rearrangement of the symmetrical anhydride. The ready formation of cyclic dipeptides even from tripeptides containing Aib residues explains the difficulties encountered in the deprotection of the

amino group in Z-Mea-Pro-Trp-OMe⁸ and the formation of a bicyclic imidazolone and tricyclic imidazolone on attempted cyclisation of Aib-Aib-Aib-Aib-COCl in pyridine.^{3a}

EXPERIMENTAL a) Removal of the Boc group. 1g of the Boc dipeptide ester was treated with 2ml TFA for five hours at room temperature. After removal of the TFA the residue was dissolved in water and extracted with ethyl acetate. The aqueous solution was then made mildly alkaline with NaHCO₃, upon which the diketopiperazine crystallised out.

b) Removal of the Z group.⁹ 1g of the Z-dipeptide ester was dissolved in 10ml ethanol. 5ml cyclohexene (freshly distilled and peroxide free) and 0.5g 10% palladium/charcoal were added and the mixture refluxed for 1 hour. The catalyst was filtered and the ethanol solution evaporated to yield the diketopiperazine.

All the compounds obtained were characterised by IR, NMR in TFA and elemental analysis.

ACKNOWLEDGEMENT We are grateful to the Department of Science and Technology and the University Grants Commission for financial support.

REFERENCES

1. D. E. Nitecki, B. Halpern and J. W. Westley, J. Org. Chem., 1968, 33, 864.
2. K. D. Kopple and H. G. Ghazanian, J. Org. Chem., 1968, 33, 862.

3. a) K. Titlestad, 'Chemistry and Biology of Peptides' ed. J. Meienhofer, Ann Arbor Science Publishers, 1972, p 59.
b) J. Meienhofer, Y. Sano and R. P. Patel, 'Peptides, Chemistry and Biochemistry' ed. B. Weinstein and S. Lande, Marcel Dekker Inc., New York, 1970, p 419.
4. a) K. Titlestad, Chem. Commun., 1971, 1527.
b) M. Goodman and K. C. Stevben, J. Amer. Chem. Soc., 1962, 84, 1279.
5. S. S. Zimmerman and H. A. Scheraga, Macromolecules, 1976, 9, 408.
6. P. Balaram, unpublished results.
7. A. W. Burgess and S. J. Leach, Biopolymers, 1973, 12, 2599.
8. J. T. Gerig and R. S. Mcleod, J. Org. Chem., 1976, 41, 1653.
9. G. M. Anantharamaiah and K. M. Sivanandaiah, J. Chem. Soc. Perkin I, 1977, 491.

Received, 23rd August, 1977