

AROMATIC AMINE N-OXIDES IN SYNTHESIS OF NUCLEOSIDES AND NUCLEOTIDES

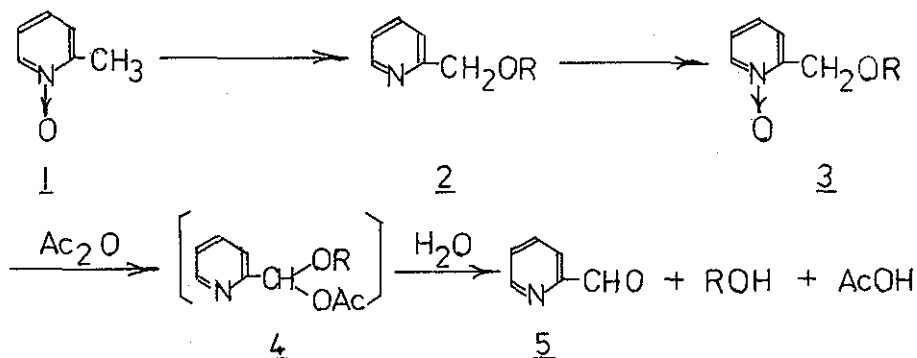
Yoshihisa Mizuno^{*}, Kazuyoshi Ikeda, Takeshi Endo, and Kiyomi Tsuchida
Faculty of Pharmaceutical Sciences, Hokkaido University, Sapporo, Japan

A new protecting group, the 2-picoly1 1-oxide (PO) group, is quite stable both in alkaline and in acidic media but readily removable by treatment by acid anhydride. This PO group is useful in cases where the benzyl group does not work well. By the use of this protecting group, a variety of nucleo-base analogs, nucleosides, and nucleotides have been prepared. The potentiality of this group as "functionalized" protecting group which might assist acylation (including phosphorylation) of hydroxyl groups which are located in its neighborhood is also discussed.

1. Scope of PO Protection
2. Introduction of PO Group into Substrates
3. Deblocking and Controlled Acylation
4. Neighboring Group Participation of N-Oxide in Acylation

Kobayashi and Furukawa¹ showed that 2-picoline 1-oxide (1) was converted

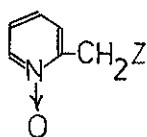
into 2-pyridylmethyl acetate (2, R=Ac) in acetic anhydride. Subsequently, Boekelheide and Linn,² reported a similar rearrangement of 2-pyridylmethyl acetate 1-oxide (3, R=Ac) into 2-formylpyridine (5) via the diacetate



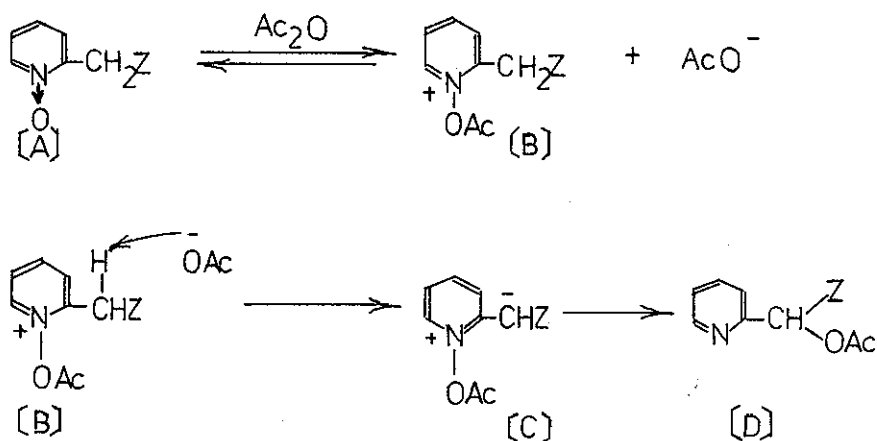
intermediate (4). We found³ that the aldehyde (5) and alcohol were generated from 2-pyridylmethyl alkyl ether 1-oxides (3, R=alkyl) by way of the hemiacetal acetates (4, R=alkyl). Similarly, thioethers (6)⁴ or amines (or imines) (7)⁵ were also converted into the aldehydes (5) and the corresponding thiols or amines (or imines) by way of hemithioacetal acetates or hemiaminal acetates under very mild conditions. 2-Picolyl 1-oxide (PO) was thus found to be useful as a readily removable protecting group of hydroxyl, thiol, phosphate, and amino (or imino) functions for the syntheses of otherwise rather inaccessible compounds.³⁻⁵

1. Scope of PO-Protection

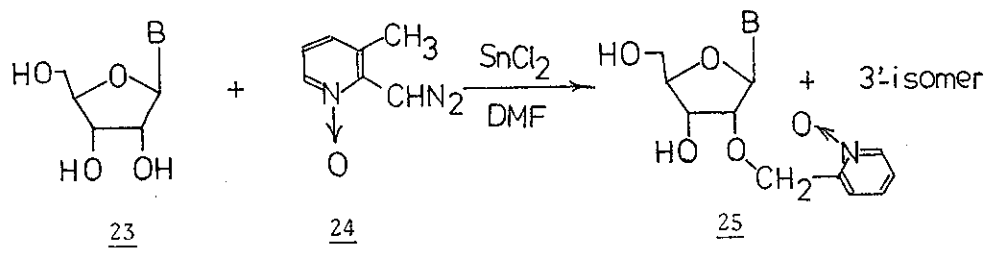
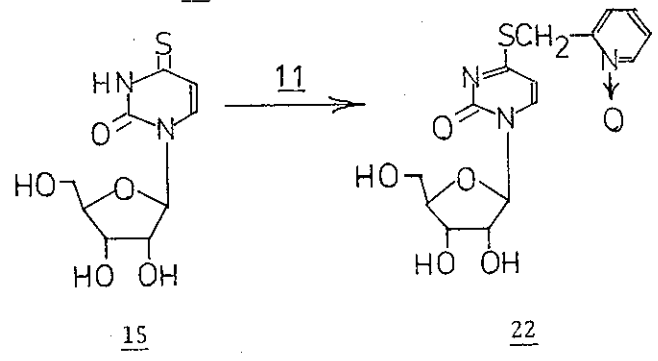
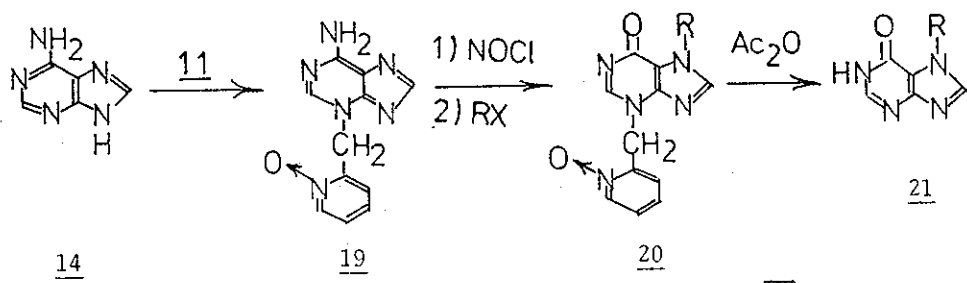
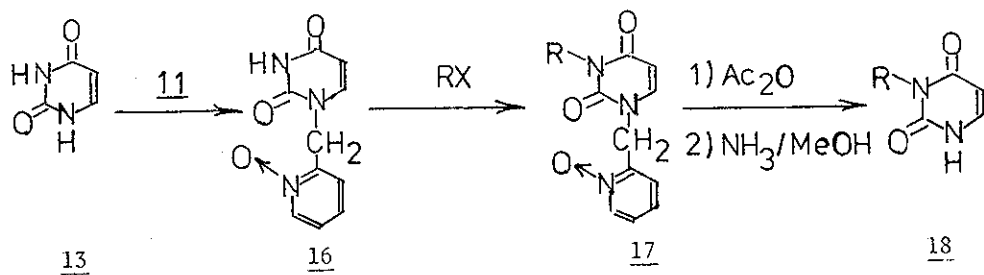
The PO-protection has further been extended to cyano (8), acetamido (9), alkylthio (10), halogeno (11), and phosphate (12) group.

6 Z=SR9 Z=SAc12 Z=PO₃²⁻7 Z=NRR'10 Z=NHAc8 Z=CN11 Z=Cl

The mechanistic scheme of deblocking may be formulated in the following equations.⁶⁻⁸



The rate of conversion from [A] to [D] was studied kinetically⁶ and the process was found to follow the second order rate equation⁶ with the proton abstraction step ([B]→[C]) being rate determining. We also found⁶ that the ease with which the deblocking of the PO group is obtained depends on the proton abstraction by the acetate ion by kinetic studies of the reaction of some 2-picolyl 1-oxide derivatives (1, 3, 7-11) with acetic anhydride. The increasing order of the reaction rate was found to be 8>9>10>11>7 (X=NMe₂)>3 (R=Ac)>3 (R=Me)>1. Formation of the aldehyde (5) and deprotected product (XII) from [D] occurs rapidly under mild basic or acidic conditions.



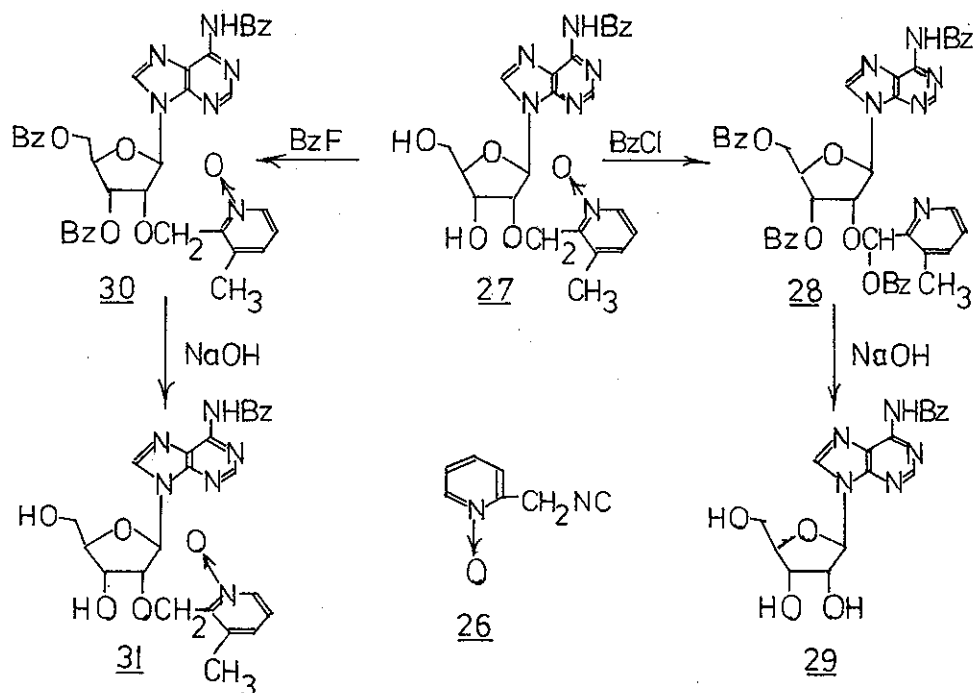
2. Introduction of PO Group into Substrates

PO group can be introduced readily to a ring nitrogen of nitrogenous heterocycles having a lactim-lactam system with 2-picoly1 chloride 1-oxide (11) in base.⁴ A thiol group is also alkylated with this reagent (11) in base.⁴ For the introduction of PO protection into one of the cis-glycol hydroxyls (viz., ribonucleosides), however, 1-oxido-3-methyl-2-pyridyldiazomethane (24) rather than 11 is the reagent of choice.⁹ This novel diazoalkane (24) is useful for the preparation of 2'-O-PO-protected nucleosides (25). Diribonucleoside phosphates with natural linkage have been prepared from 25.¹⁰ Also, 24 is useful for the PO protection of phosphate groups in nucleotides.³ 2-Picoly1 isocyanide 1-oxide¹¹ (26) has been prepared by treatment of 2-pyridyl formylaminomethane 1-oxide with triphenylphosphine and carbon tetrachloride¹² and was found useful as a protected isocyanide in four-component condensation (Ugi reaction).^{13, 14}

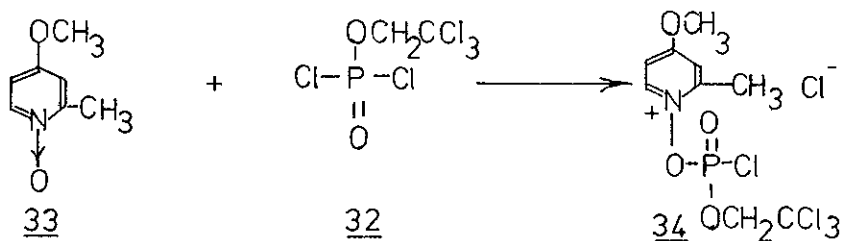
3. Deblocking and Controlled Acylation

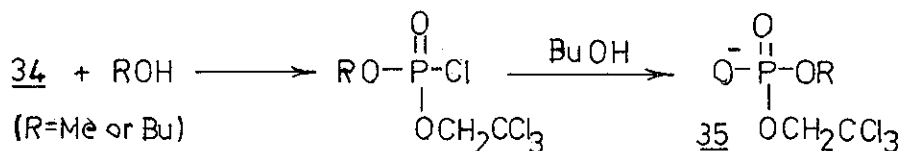
In order to find optimal deblocking conditions, the introduction of 2-picoly1 1-oxide [A] with acyl anhydrides other than acetic anhydrides (viz., acyl halides) has been closely examined by NMR spectrometry.¹⁵ It was found that equilibrium between [A] plus acyl halide (acyl X) and N-acyloxypicolinium salt [B]X⁻ (or the stability of [B]X⁻) is governed by the softness of counter-ion (X⁻) as well as the sp²-carbon nucleophilicity of the N-oxide oxygen atom. The N-acyloxypicolinium [B] is soft and forms a stable salt with soft base such as iodide or perchlorate,¹⁶ but they cannot form a stable salt with a very hard base such as fluoride. Thus, benzoyl chloride can be used for deblocking the PO-protection whereas benzoyl fluoride is suitable for benzoylation of PO-protected nucleosides without removing the PO group as shown below.

It was also found that whereas 2-picoline 1-oxide (1) did not react with 2,



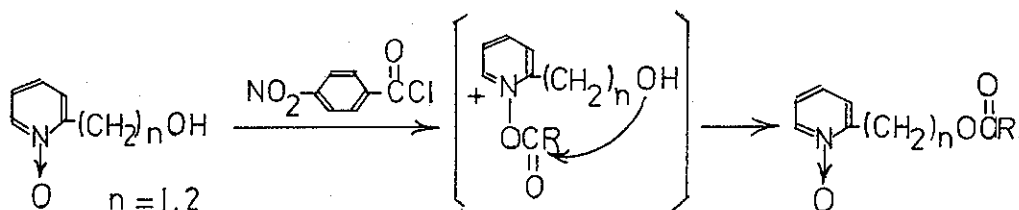
2,2-trichloroethyl phosphorodichloridate (32), 4-methoxy-2-picoline 1-oxide (33) reacted with 32 to give the corresponding picolinium salt (34). The latter (34) was found to be capable of phosphorylating alcohols (e.g., butyl alcohol) to give the corresponding 2,2,2-trichloroethyl alkyl phosphate (35).



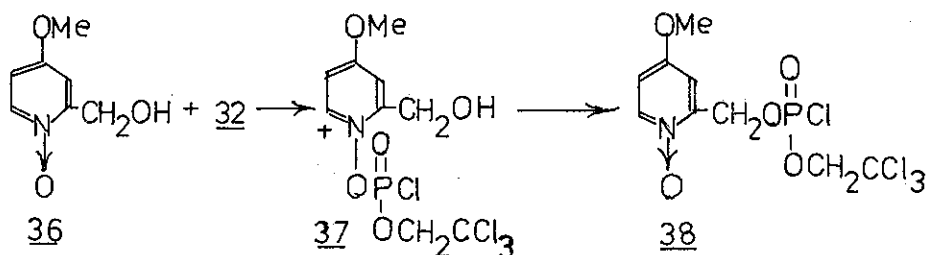


4. Neighboring Group Participation of N-Oxide in Acylation

Competitive acylation of 2-(ω -hydroxyalkyl)pyridine 1-oxide and benzyl alcohol with *p*-nitrobenzoyl chloride in the presence of one equivalent of collidine exclusively afforded 2-(ω -*p*-nitrobenzoyloxyalkyl)pyridine 1-oxide. Benzyl *p*-nitrobenzoate could not be detected in the reaction mixture even with 30-fold excess of benzyl alcohol.¹⁵



Competitive phosphorylation of 2-hydroxymethyl-4-methoxypyridine 1-oxide (36) and *n*-butyl alcohol with 32 afforded 2,2,2-trichloroethyl 4-methoxy-2-picolyl phosphate (38) via 37.



REFERENCES

- 1 G. Kobayashi and S. Furukawa, Pharm. Bull. (Tokyo), 1953, 1, 347.
- 2 V. Boekelheide and W. J. Linn, J. Amer. Chem. Soc., 1954, 76, 1286.
- 3 Y. Mizuno, T. Endo, T. Miyaoka and K. Ikeda, J. Org. Chem., 1974, 39, 1250.
- 4 Y. Mizuno and K. Ikeda, Chem. Pharm. Bull. (Tokyo), 1974, 22, 2889.
- 5 Y. Mizuno, W. Linn, and K. Tsuchida, J. Org. Chem., 1972, 37, 39.
- 6 K. Ikeda, K. Tsuchida, T. Monma and Y. Mizuno, J. Heterocyclic Chem., 1974, 11, 321.
- 7 a, V. J. Traynellis in "Mechanism of Molecular Migrations", vol. 2, B. S. Thyagarajan, Ed., Interscience Publishers, New York, 1969, p.1; b, E. Ochiai, "Aromatic Amine Oxides", Elsevier Company, New York, 1967, p.290.
- 8 S. Oae, S. Tamagaki, T. Negoro, K. Ogino, and S. Kozuka, Tetrahedron Lett., 1968, 917.
- 9 T. Endo, K. Ikeda, Y. Kawamura and Y. Mizuno, J. Chem. Soc., Chem. Commun., 1973, 674; Y. Mizuno and J. Kobayashi, J. Chem. Soc., Chem. Commun., 1975, 308; Y. Mizuno, T. Endo, and T. Nakamura, J. Org. Chem., 1975, 40, 1385.
- 10 Y. Mizuno, T. Endo and K. Ikeda, J. Org. Chem., 1975, 40, 1385.
- 11 K. Ikeda, K. Tsuchida and Y. Mizuno, the 95th National Meeting of Pharmaceutical Society of Japan, 1975, April, Nishinomiya, Abstracts of Papers 5D4-4.
- 12 R. Appel, R. Kleinstück, and K.-D. Ziehn, Angew. Chem. Internat. Edn., 1971, 10, 132.
- 13 I. Ugi, "Isonitrile Chemistry," Academic Press, New York, 1971.
- 14 K. Tsuchida, K. Ikeda and Y. Mizuno, 20th Symposium on the Chemistry of Natural Products, 1976, Sendai. Abstracts of Papers p.53.
- 15 Y. Mizuno and T. Endo, J. Org. Chem., in press.
- 16 S. Oae, S. Tamagaki, T. Negoro and S. Kozuka, Tetrahedron, 26, 4051.
- 17 Y. Mizuno and T. Endo, Paper in Submission (JOC).

Received, 5th August, 1977