

SELECTIVITY ON THE HOMOLYTIC ACYLATION OF PYRIMIDINE DERIVATIVES

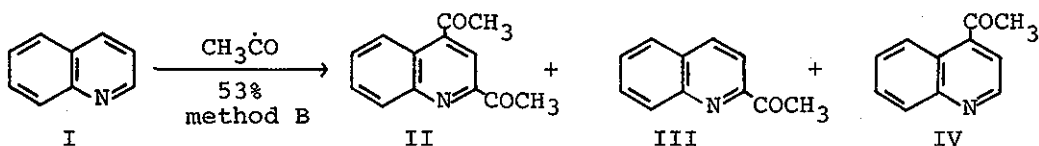
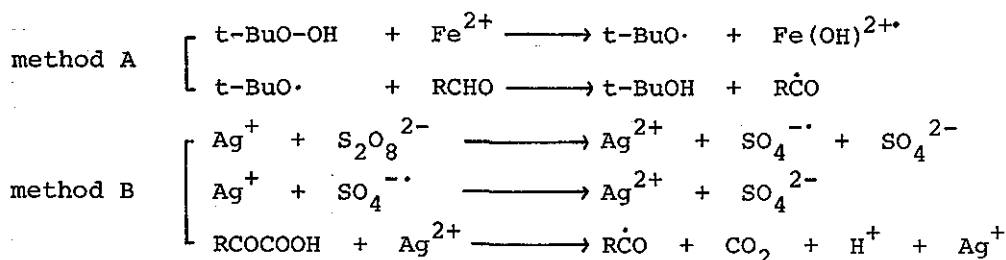
Takao Sakamoto, Takeji Sakasai, and Hiroshi Yamanaka*

Pharmaceutical Institute, Tohoku University

Aobayama, Sendai 980, Japan

Pyrimidine derivatives in which 2- and 4-positions are free, exhibited regioselectivity toward the reaction with acyl radicals. Namely, 6-phenyl-, 6-methylpyrimidine and 5,6,7,8-tetrahydroquinazoline reacted with the acyl radicals generated from aldehydes, ferrous sulfate, t-butyl hydroperoxide, and sulfuric acid to give the 4-acyl derivatives, respectively. In all the cases, the formation of 2-acyl isomers was not observed.

There has been reported by Minisci et al. that acyl radical generated in such redox systems as $\text{RCHO-t-BuOOH-Fe}^{2+}$ in H_2SO_4 ^{1,2)} (method A) and $\text{RCOCOOH-(NH}_4)_2\text{S}_2\text{O}_8\text{-AgNO}_3$ in H_2SO_4 ²⁾ (method B) attacked the 2- and 4-positions of quinoline rings with favorable selectivity. For instance, acetyl radical from pyruvic acid reacted with quinoline (I) affording 2,4-diacetylquinoline (II) along with 2-acetyl- (III) and 4-acetyl-quinoline (IV). Similar results were obtained from the reaction of quinoline derivatives with acetaldehyde by method A.




During the investigation of the synthesis of pyrimidinyl ketones, we found that the homolytic acylation of the 6-substituted pyrimidines with the acyl radicals gave 4-acetylpyrimidines without accompanying 2-isomers.

Comparison of method A with method B was at first investigated. Thus 4-phenylpyrimidine (V) was treated with acetaldehyde (6 molar eq.), $\text{FeSO}_4 \cdot 7\text{H}_2\text{O}$ (6 molar eq.), t-butyl hydroperoxide (6 molar eq.) in 10 % sulfuric acid (1 molar eq.) at a temperature not exceeding 20° for 1 hr to give colorless needles (VI), $\text{C}_{12}\text{H}_{10}\text{N}_2\text{O}$, mp $53\text{--}53.5^\circ$ as a sole product in 45 % yield. The same product, mp $51\text{--}52^\circ$, was obtained in 25 % yield by method B.

The NMR spectrum shown in Table, exhibits the 2-position of VI being free. Further, the Wolff-Kishner reduction of VI afforded 4-ethyl-6-phenylpyrimidine which was identical with the authentic specimen.³⁾ These results demonstrated the unequivocal structure of the product to be 4-acetyl-6-phenylpyrimidine.

Similarly, 4-acetyl-6-methylpyrimidine (VIII) and 4-acetyl-5,6,7,8-tetrahydroquinazoline (X) were synthesized from 6-methylpyrimidine (VII) and 5,6,7,8-tetrahydroquinazoline (IX), respec-

tively. The results obtained by method A and B were listed in the Table together with the spectral data of the products. In all the cases none of 2-acetyl isomer nor the 2,6-diacetyl compound was obtained.



Table

No.	R ₁	R ₂	method*	yield (%)	mp or [bp] (°C)	NMR(CDCl ₃) ppm	IR(CHCl ₃) C=O
VI	H	C ₆ H ₅	A	45	53-53.5	2.72 (3H,s)	1710
			B	25	51-52	8.22 (1H,s) 9.28 (1H,s)	
VIII	H	CH ₃	A	34	74-76	2.71 (3H,s)	1710
			B	25	72-75	2.64 (3H,s) 7.78 (1H,s) 9.25 (1H,s)	
X	-(CH ₂) ₄ -		A	30	[120-130/15mmHg]	2.60 (3H,s)	1710
			B	28	[85/3mmHg]	8.86 (1H,s)	

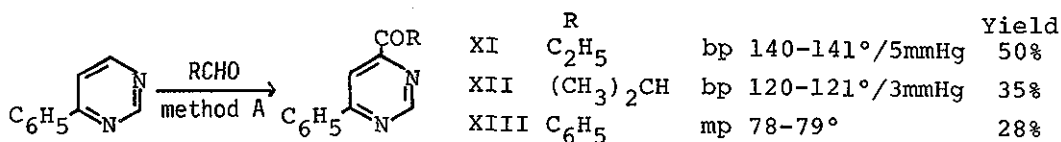
*Method A: pyrimidines (0.01 mole), aldehyde (0.06 mole), conc. H₂SO₄ (0.01 mole), t-BuOOH (0.06 mole), FeSO₄ (0.06 mole), H₂O 45 ml, 10-20°, 1 hr.

Method B: pyrimidines (0.01 mole), pyruvic acid (0.02 mole), (NH₄)₂S₂O₈ (0.02 mole), AgNO₃ (0.001 mole), conc. H₂SO₄ (0.01 mole), H₂O 130 ml, 50°, 1 hr.

Based on the above results, it is concluded that there was not much difference between method A and method B concerning the yield of the products. However, judging from the simplicity of the experimental conditions and the availability of the reagents, method A seemed to be more applicable for the synthesis of pyrimidinyl ketones.

Thus, 6-phenylpyrimidine (V) was treated with aldehydes such

as propionaldehyde, isobutyraldehyde and benzaldehyde under the conditions according to method A, to afford 4-propionyl- (XI), 4-isobutyroyl- (XII) and 4-benzoyl-6-phenylpyrimidine (XIII), in yields ranging from 28 to 50 %. The results of elemental analysis, NMR and IR spectra were in full agreement with the assigned structures of the products.



Although yields of the products were not satisfactory, the regioselective acylation observed on pyrimidine derivatives might be noteworthy for synthesis of pyrimidinyl ketones.⁴⁾

ACKNOWLEDGEMENT We are grateful to Mrs. C. Koyanagi, Miss K. Mushiake, Miss H. Koizumi, and Mrs. A. Sato for elemental analyses and spectral measurements.

REFERENCES

- 1) G. P. Gardini and F. Minisci, *J. Chem. Soc. (C)*, **1970**, 929.
- 2) T. Caronna, G. Fronza, F. Minisci, and O. Porta, *J. Chem. Soc. Perkin II*, **1972**, 2035.
- 3) The authentic 4-ethyl-6-phenylpyrimidine was synthesized by the Grignard coupling of 4-chloro-6-phenylpyrimidine with ethylmagnesium bromide in the presence of a nickelphosphine complex.
- 4) Synthesis of pyrimidinyl ketones is discussed in detail in the following literature. D.J.Brown and S.F.Mason, "The Pyrimidines", *The Chemistry of Heterocyclic Compounds*, Vol. 16, ed. by A.Weissberger, Interscience Publisher, Inc., New York, 1962, p 415.

Received, 3rd February, 1978