

FURTHER STUDIES IN THE 6H-PYRIDO [4,3b] CARBAZOLE AREA:

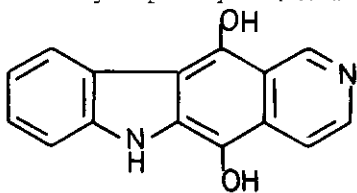
THE CHEMISTRY OF SOME DIHYDROPYRIDINE INTERMEDIATES

Michael Driver and Malcolm Sainsbury*

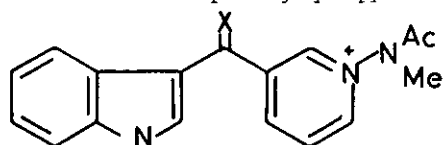
School of Chemistry, University of Bath, Claverton Down, Bath, BA2 7AY, UK

Abstract - The structure and reactions of dihydropyridine derivatives formed by the action of cyanide ion on certain pyridinium salts are discussed. For α -cyanodihydropyridines a ring-opening occurs.

During an attempt to prepare 5,11-dihydroxy-6H-pyrido [4,3b] carbazole (1) by a modification of a synthetic procedure previously described¹, cyanide ion was added to the pyridinium salt (2) and two products isolated in about equal amounts. One is the expected 4-cyano-1,4-dihydropyridine (4) which on warming or photolysis (medium pressure lamp) affords the corresponding cyanopyridine (6).

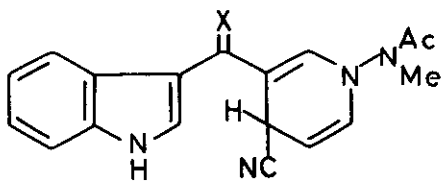


(1)



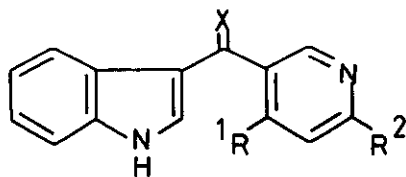
(2, X=O)

(3, X=H₂)



(4, X=O)

(5, X=H₂)



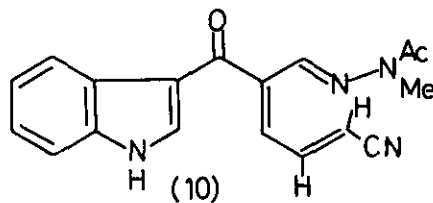
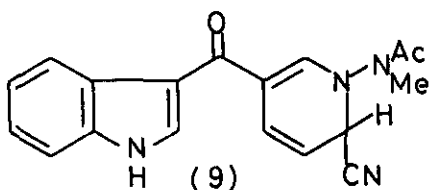
(6, X=O: R¹=CN:R²=H)

(7, X=O: R¹=H:R²=CN)

(8, X=H₂:R¹=CN:R²=H)

The other gives the 2-cyanopyridine(7) in low yield on strong heating but in the ¹H n.m.r. spectrum exhibits three one proton signals at δ 7.9(d, J = 9Hz), 7.3(d, J = 16.5Hz) and 6.7(dd, J_1 = 16.5Hz, J_2 = 9Hz) ppm. These signals and their chemical shift positions cannot be reconciled in terms of an α -cyanodi-hydropyridine although analytical data confirm that the product is isomeric with (4). Clearly this compound contains a unit with a trans disposition of protons about a double bond and this conclusion leads to the trienic structure (10) formed by a reverse Cope type

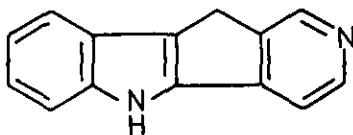
reaction from the dihydropyridine (9).



Recyclisation with concomitant loss of the pyridine N-substituent then accounts for the conversion of this product into the 2-cyanopyridine (7).

A repetition of this reaction now with the methane derivative (3) leads to the 4-cyanodihydropyridine (5) as the sole isolated product and since this appears to be a general observation² for salts bearing a saturated carbon atom at the pyridine β -position the influence of the carbonyl group is profound. It is probable that the extended conjugation of this function with the electrons of the pyridine nitrogen now weakens the $C_{(\alpha)}-N$ bond in the relatively unstable 2-cyanodihydropyridine to allow its facile ring-opening and to disturb the normal reaction equilibrium which leads to preferential γ -substitution.

We also observe that the 4-cyanopyridine (8) cyclises directly to the tetracycle (11) in warm aqueous acid, whereas the corresponding compound (6) is unchanged under extreme hydrolytic conditions.



(11)

Acknowledgement: This work is supported by the Cancer Research Campaign.

1. M Sainsbury and R F Schinazi, Chem. Comm., 1975, 540;
M Sainsbury, B Webb and R F Schinazi, J. Chem. Soc., Perkin 1, 1975, 289.
2. E M Kosower, J. Amer. Chem. Soc., 1956, 78 3497;
S Suzue, M Hirobe and T Okamoto, Yakugaku Zasshi, 1978, 93 1331;
J Minamikawa, Y Miki, S Matsugashita and I Ikeda, Tetrahedron Letters, 1972, 40 4133.

Received, 8th November, 1978