

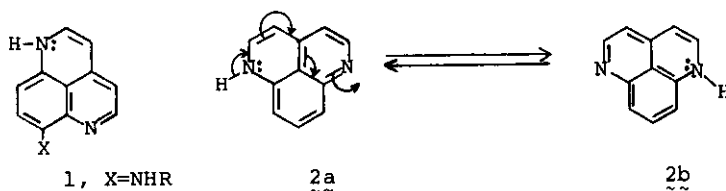
SYNTHESIS OF 1,6-DIAZAPHENALENE, A VINYLOGOUS IMIDAZOLE

Jen-C. Chang, Mustafa I. El-Sheikh, and James M. Cook*

Department of Chemistry, University of Wisconsin-Milwaukee,
Milwaukee, Wisconsin 53201, USA

The simple synthesis of a new heterocycle, 1,6-diazaphenale-
lene(2), a vinylogous imidazole is described; the key step in
the synthesis was conversion of 7 to 8 by cleavage of the N-O
bond followed by hydrogen shifts under modified Semmler Wolff
conditions [CF_3COOH , $(\text{CF}_3\text{CO})_2\text{O}$, HCl].

The emergence of drug-resistant strains¹ of Plasmodia facliparum has stimula-
ted considerable interest in the synthesis of new antimalarial drugs.² In order
to prepare agents (for example, 1) related to the active 8-aminoquinoline, prima-
quine³, which are capable of forming quinonoid structures⁴, we required a short
synthesis of the new heterocyclic system 1,6-diazaphenale-2. This molecule is
interesting from a chemical and electronic point of view as well, for it can be
viewed as a vinylogous imidazole, and would be expected to possess properties re-
lated to this heterocycle. Prototropic shift of the N-H proton in 2a to the pyri-
dine nitrogen would lead to the identical structure 2b; however, the case would be
entirely different when $\text{X}=\text{NHR}$ (1). Furthermore, unlike phenalene, all three rings
of 2 are capable of sustaining aromatic character due to the prototropic shifts
and mesomeric effects illustrated below.

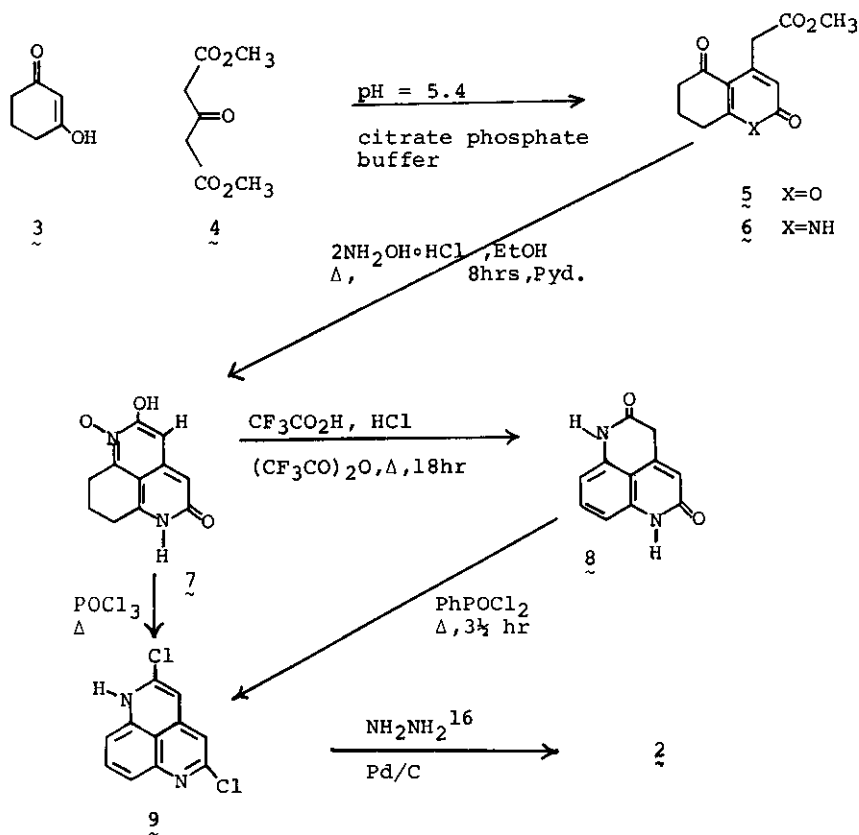


In previous studies in our laboratory, cyclohexane-1,3-dione (3) had been
allowed to react with dimethyl β - ketoglutarate (4) to provide a good yield of the
5-oxo-5,6,7,8-tetrahydrocoumarin (5) which had subsequently been converted to the

5-oxo-2-quinolone 6 (92% yield) on treatment with ammonia,⁵ as outlined in Scheme I. The readily available quinolone 6 permitted design of a synthetic route to 2 which avoided alkylation and nitration reactions of pyridine derivatives, which are known to be troublesome.⁶ When the 5-oxo-quinolone 6 was heated with hydroxylamine hydrochloride in the presence of pyridine an 85% yield of the quinolone N-oxide 7 was obtained, the properties of which have been reported.⁷ The pivotal step in the sequence rested on the conversion of the N-oxide 7 to the diazaphenalene 8. Our first attempts at this transformation were carried out by heating the N-oxide 7 for eighteen hours under Semmler Wolff conditions.⁸ Although it was clear from spectral data a diazaphenalene had resulted from this treatment,⁹ scale up of the reaction led to significant amounts of carbonization. It was then decided to modify the sequence to facilitate cleavage of the N-O bond permitting the aromatization to occur under milder conditions. When acetic acid/acetic anhydride were replaced with trifluoroacetic acid/trifluoroacetic anhydride analogous to the modified Polonovski conditions¹⁰ employed in the Vinca alkaloid work,¹¹ a 90% yield of a crystalline diazaphenalene 8 was isolated.¹² Treatment of this compound with phenyl phosphonic dichloride analogous to the work of Robison,¹³ gave 2,5-dichloro-1,6-diazaphenalene 9 in 88% yield.¹⁴ The dichloro-compound 9 could also be obtained directly from 7 by treatment of the N-oxide with phosphoryl chloride; however, the yield by this route was only 48%. The parent 1,6-diazaphenalene 2¹⁵ was obtained in 85% yield by hydrogenolysis (Pd/C, hydrazine)¹⁶ in ethanol of the chlorine atoms present in 9.

1,6-Diazaphenalene 2 is a yellow solid which is quite polar as evidenced by its low R_f on tlc ($R_f = 0.076$, $\text{SiO}_2/\text{CH}_3\text{OH}$). Tautomerization between structures 2a and 2b is more rapid than the NMR time scale for the proton NMR spectrum contains only four C-H signals indicative of the symmetrical nature of 2 which can only arise by a rapid equilibrium between the two molecules. The same phenomenon occurs in the case of 2,5-dichloro-1,6-diazaphenalene 9 and imidazole.¹⁷ The diazaphenalene 2, is soluble in polar solvents such as methanol, slightly soluble in benzene, and somewhat soluble in water.

Scheme I



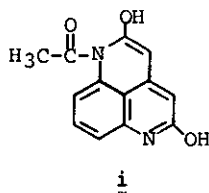
The synthesis of 2 has been accomplished in six simple steps from non-aromatic precursors and, indeed, the properties of 2 investigated to date resemble imidazole. Further work on the chemistry and electronic properties of 2 as well as the mechanism involved in conversion of 7 to 8 will be reported in due course.

Acknowledgement. The authors wish to thank Dr. Olivia Campos for helpful discussions. This is contribution No. 1530 to the Army Research Program on Malaria (contract number DAMD17-78-C-8003).

REFERENCES AND NOTES

- (1) World Health Organization, "Resistance of Malaria Parasites to Drugs," World Health Organ., Geneva, 1965; World Health Organization, "Chemotherapy of Malaria," World Health Organ., Geneva, 1967; L. H. Schmidt, Ann. Rev.

- Microbiol., 1969, 23, 427; R. D. Powell and W. D. Tigertt, Ann. Rev. Med., 1968, 19, 81; W. Peters, Trop. Dis. Bull., 1967, 64, 1145; D. V. Moore and J. E. Lanier, Am. J. Trop. Med. Hyg., 1961, 10, 5; W. Peters, Trans. Roy. Soc. Trop. Med. Hyg., 1969, 63, 25; S. M. Wahl, L. C. Altman, J. J. Oppenheim and S. E. Mergenhagen, Int. Arch. Allergy Appl. Immunology, 1973, 46, 223.
- (2) C. C. Wang and M. H. Fischer, Ann. Rept. Med. Chem., Editor, F. H. Clarke, 1977, 12, 140 and references cited therein.
- (3) H. W. Brown, "Basic Clinical Parasitology," 4th Ed., Appleton-Century Crofts, N.Y., N.Y., 1975, pp. 75-98; W. Peters, Adv. Parasitol., 1974, 12, 69.
- (4) Schönhöfer, Hoppe-Seylers Zschr. Physiol. Chem., 1942, 274, 1.
- (5) J. Oehldrich and J. M. Cook, J. Org. Chem., 1977, 42, 889.
- (6) Friedel-Crafts reactions generally fail with pyridine, see R. M. Acheson, "An Introduction to the Chemistry of Heterocyclic Compounds," 2nd Ed., John Wiley and Sons, N.Y., N.Y., 1967, P. 197.
- (7) M. I. El-Sheikh, J. -C. Chang and J. M. Cook, Heterocycles, 1978, 9, 1561.
- (8) L. Bauer and R. E. Hewitson, J. Org. Chem., 1962, 27, 3989; Y. Tamura, O. Nishikawa, R. Shimizu, M. Akita and Y. Kita, Chem. Ind., 1975, 922.
- (9) From the standard Semmler Wolff reaction an amide was obtained whose properties are consistent with structure i: mp > 350°C, ir(KBr) 3200, 1670, 1630, and 1600 cm⁻¹; NMRδ(warm DMSO) 2.50 (3H,S) 6.20-7.30 (5H,m), 10.57 (S,1H) and 11.60 (S,1H). The signals at 10.57 and 11.60 disappeared on addition of D₂O; Mass Spectrum C.I. (NH₃) M⁺ at m/e 243(100), therefore M⁺ = 242.



- (10) A. Ahond, A. Cavé, C. Kan-Fan, Y. Langlois and P. Potier, Chem. Commun., 1970, 517.
- (11) J. P. Kutney, A. H. Ratchliffe, A. M. Treasurywala and S. Wunderly, Heterocycles, 1975, 3, 639; P. Potier, N. Langlois, Y. Langlois and F. Guéritte, J. C. S. Chem. Comm., 1975, 670.
- (12) 8: mp = 390°(dec); ir(KBr) 1690, 1650, 1620, 1560, 1450, 1350 and 1190 cm⁻¹. NMR δ(CF₃COOH) 4.50 (2H,S), 7.10 (1H,S), 7.20 (1H,d,J=8H₂), 7.40 (1H,d,J=8H₂)

and 7.80 (1H,t,J=8Hz), Mass Spectrum C.I. (NH₃), m/e 201 (M+1, 100), M⁺=200.

The diazaphenalone 8 could also be obtained from 7 when HCl was excluded from the reaction mixture; although, the yield was lower.

- (13) M.M. Robison, J. Am. Chem. Soc., 1958, 80, 5481.
- (14) 9: Obtained as yellow-green crystals, mp=223-225° (aq EtOH); ir(KBr) 3400, 1640, 1605, 1590, 1540, 930, 910, 820 and 770 cm⁻¹; NMR δ(CF₃COOH) 6.52 (2h, s), 7.28 (2H,d,J=8Hz) and 7.88 (1H,t,J=8Hz); Mass Spectrum, M⁺ at m/e 238 (64%), 236 (100%).
- (15) 2: Characterized as yellow crystals, mp=220-2°(dec), from benzene: ir(KBr) 3280, 3200, 1640, 1580, 1470, 815, 785 and 740 cm⁻¹; NMR δ(CD₃OD, 220 MHz) 5.95 (2H,d,J=6Hz), 6.70 (2H,d,J=8.5Hz), 7.30 (1H,t,J=8.5 Hz) and 7.42 (2H,d, J=6Hz); Mass Spectrum, M⁺ at m/e 168.
- (16) W. L. Mosby, Chem. Ind., 1959, 1348; W. Parham, R. Davenport and J. B. Biasotti, Tetrahedron Lett., 1969, 557.
- (17) C. Pouchert and J. Campbell, "The Aldrich Library of NMR Spectra," 1974, Vol. VIII, p. 27; for a review of the chemistry of imidazole see K. Hofman "The Chemistry of Heterocyclic Compounds, Imidazole and its Derivatives," Part 1, Interscience, N.Y., N.Y. 1953.

Received, 17th March, 1979