

REACTIONS WITH THIOHYDANTOINS: NEW ROUTES FOR SYNTHESIS OF  
IMIDAZOQUINAZOLINES AND IMIDAZO-1,2,4-TRIAZOLES

Hamed A. Daboun\* and Mahfouz A. Abdel Aziz

Chemistry Department, Faculty of Science, Cairo University,  
Giza, A.R. Egypt

Fatma E. A. Yousif

Chemical Department, Ministry of Industry, Cairo, A.R. Egypt

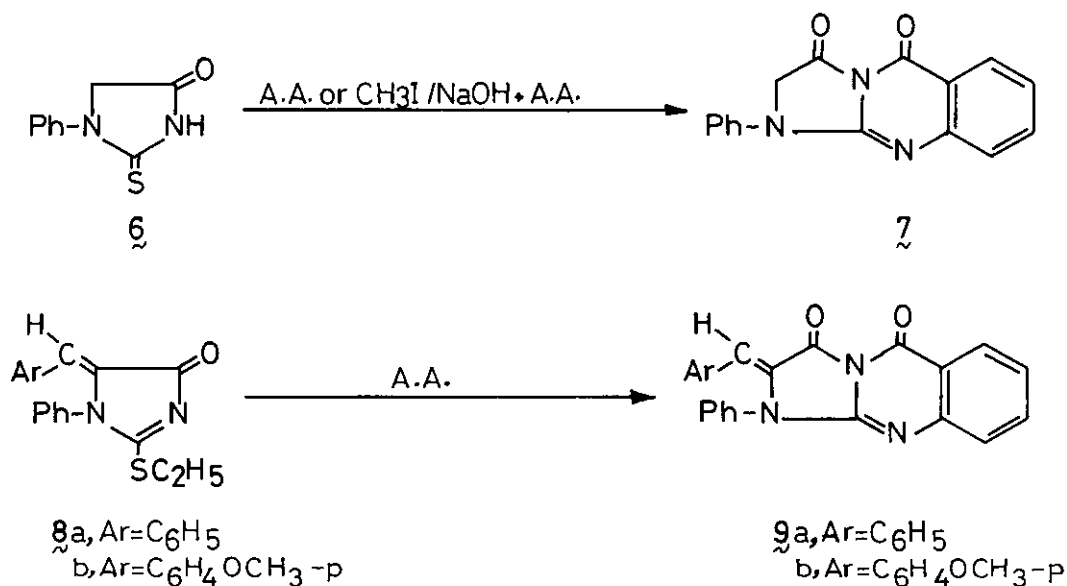
**Abstract** - A new route for synthesis of new imidazoquinazoline derivatives via reaction of anthranilic acid with 4-thiohydantoin, 5-arylidene-4-methylmercaptohydantoin and 5-arylidene-2-ethylmercaptohydantoin is reported. Synthesis and characterization of new imidazo-1,2,4-triazoles via reaction of aldehydes with new 2- and 4-phenylhydrazonohydantoin derivatives is also reported and discussed.

The considerable biological and medicinal activities of imidazoquinazolines and imidazotriazoles have stimulated recent interest in the synthesis of derivatives of these ring systems.<sup>1-3</sup> In continuation of our previous work,<sup>4</sup> we have investigated some new routes for synthesis of these heterocyclic systems. The work has resulted in synthesis of several new imidazoquinazolines and imidazo-1,2,4-triazoles from the readily accessible thiohydantoin derivatives. The products were obtained in good yields under mild reaction conditions.

A mixture of 4-thiohydantoin (1a) (0.004 mole) and anthranilic acid (0.004 mole) was heated in an oil bath at 150-160°C till evolution of H<sub>2</sub>S ceased (ca. 2 hr), then cooled and triturated with ethanol, or a solution of 4-methylthio derivative of 1a [3.6 g of 1a in aqueous sodium hydroxide (16 ml, 12%), methanol (90 ml) and 3.5 ml of methyl iodide were mixed. The mixture was stirred for 1 hr and left aside overnight at room temperature, then evaporated to one half of its volume] and 3.7 g of anthranilic acid in ethanol (20 ml) was refluxed for 90 min on a water bath till precipitation of brown product was completed. In both cases, the same product of molecular formula C<sub>10</sub>H<sub>7</sub>O<sub>2</sub>N<sub>3</sub> was afforded. The IR spectrum of the product revealed the presence of C=N, 2C=O and NH groups. Two structures,



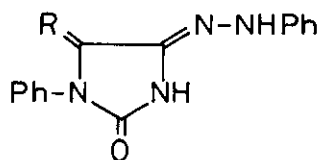
Attempts to prepare 1-phenylimidazo[2,1-b]quinazoline-3,5(1H,2H)-dione (7) via the reaction of 1-phenyl-2-thiohydantoin (6) or its 2-methylthio derivative with anthranilic acid, as described above, were unsuccessful. On the other hand, 2-arylidene derivatives 8a,b were directly synthesised by refluxing 5-arylidene-1-phenyl-2-ethylmercaptohydantoins (8a,b) (0.004 mole) with anthranilic acid (0.004 mole) in glacial acetic acid (20 ml). The structure of 9a,b was inferred from analytical data and IR spectra which revealed, in each case, the presence of the absorption bands characteristic for two carbonyl groups.



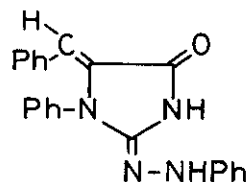
In continuation of this work, we attempted to prepare imidazo-1,2,4-triazoles. A synthetic approach well documented for the preparation of ring fused s-triazoles was investigated.<sup>5,6</sup> Thus, each of 1b, 5c and 8a (0.01 mole) was refluxed with phenylhydrazine (0.01 mole) in ethanol (30 ml) till the odour of H<sub>2</sub>S (or C<sub>2</sub>H<sub>5</sub>SH in case of 8a) ceased (ca. 1 hr). The solid obtained by cooling (or dilution with water in case of 8a) was proved to be phenylhydrazone derivatives 10a,b and 11. The IR spectrum of 11 as a typical example of phenylhydrazone derivatives showed absorption bands characteristic for C=N, C=O, NH ring and NH hydrazone groups. (cf. Chart 2).

A mixture of each of 4-phenylhydrazone derivatives 10a,b and 2-phenylhydrazone derivative 11 (0.01 mole) and formaldehyde (5 ml, 40%) in ethanol (20 ml) was

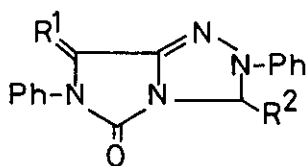
refluxed till the solid separated (ca. 30 min) to afford imidazo-1,2,4-triazole derivatives 12a,b and 13a. On the other hand, when a mixture of each of 10a,b and 11 (0.01 mole) and benzaldehyde (0.01 mole) was heated in an oil bath at 150-160°C for 2 hr, cooled and triturated with ethanol, 12c,d and 13b were obtained (cf. Chart 2). Imidazo[5,1-c]-1,2,4-triazole derivatives 12a-d and imidazo[2,1-c]-1,2,4-triazole derivatives 13a,b could be assigned to the reaction products based on analytical data and IR spectra which showed disappearance of characteristic band of NH group and also showed absorption bands characteristic for C=N and C=O groups.



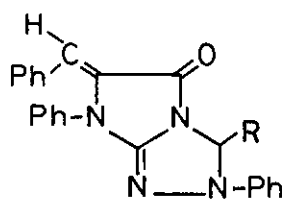
10a, R=H<sub>2</sub>  
10b, R=CHPh



11



12a, R<sup>1</sup>=H<sub>2</sub>, R<sup>2</sup>=H  
12b, R<sup>1</sup>=CHPh, R<sup>2</sup>=H  
12c, R<sup>1</sup>=H<sub>2</sub>, R<sup>2</sup>=C<sub>6</sub>H<sub>5</sub>  
12d, R<sup>1</sup>=CHPh, R<sup>2</sup>=C<sub>6</sub>H<sub>5</sub>



13a, R=H  
13b, R=C<sub>6</sub>H<sub>5</sub>

Chart 2

Table 1: List of imidazo[5,1-b]quinazolines (2, 4a-c), imidazo[2,1-b]quinazolines (9a,b), 4- and 2-phenylhydrazonohydantoin (10a,b, 11), imidazo[5,1-c]-1,2,4-triazoles (12a-d) and imidazo[2,1-c]-1,2,4-triazoles (13a,b).

Comp.*	M.p.** (°C)	Yield (%)	Formula	Comp.*	M.p.** (°C)	Yield (%)	Formula
2	282	80(a) 70(b)	C <sub>10</sub> H <sub>7</sub> O <sub>2</sub> N <sub>3</sub>	11	110	60	C <sub>22</sub> H <sub>18</sub> ON <sub>4</sub>
4a	>300	70(a) 75(b)	C <sub>17</sub> H <sub>11</sub> O <sub>2</sub> N <sub>3</sub>	12a	120	60	C <sub>16</sub> H <sub>14</sub> ON <sub>4</sub>
4b	>300	75(a) 77(b)	C <sub>18</sub> H <sub>13</sub> O <sub>3</sub> N <sub>3</sub>	12b	201	62	C <sub>23</sub> H <sub>18</sub> ON <sub>4</sub>
4c	240	70	C <sub>23</sub> H <sub>15</sub> O <sub>2</sub> N <sub>3</sub>	12c	265	65	C <sub>22</sub> H <sub>18</sub> ON <sub>4</sub>
9a	232	70	C <sub>23</sub> H <sub>15</sub> O <sub>2</sub> N <sub>3</sub>	12d	172	68	C <sub>29</sub> H <sub>22</sub> ON <sub>4</sub>
9b	252	65	C <sub>24</sub> H <sub>17</sub> O <sub>3</sub> N <sub>3</sub>	13a	210	60	C <sub>23</sub> H <sub>18</sub> ON <sub>4</sub>
10a	196	60	C <sub>15</sub> H <sub>14</sub> ON <sub>4</sub>	13b	195	70	C <sub>29</sub> H <sub>22</sub> ON <sub>4</sub>
10b	121	65	C <sub>22</sub> H <sub>18</sub> ON <sub>4</sub>				

\*Satisfactory elemental analyses for the newly synthesised compounds were obtained.

\*\*Compound 2 crystallised from AcOH, 4a,b from DMF and other products from EtOH.

#### REFERENCES

1. A. F. Vlasenko, I. A. Mazur and P. M. Kochergin, Farm. Zh. (Kiev), 1977, 1, 88; C. A., 1977, 86, 189845u.
2. S. Nicholson, G. J. Stacey and P. J. Taylor, J. Chem. Soc., Perkin Trans. II, 1972, 4.
3. R. N. Butler, F. L. Scott and T. A. F. O'Mahony, Chem. Rev., 1973, 73, 93.
4. H. A. Daboun, A. M. Abd-Elfattah, M. M. Hussein and A. F. A. Shalaby, Z. Naturforsch., 1981, 36b, 366.
5. R. G. Dickinson and N. W. Jacobsen, Chem. Commun., 1970, 1719.
6. K. P. Potts, Chem. Rev., 1961, 61, 87.
7. A. F. A. Shalaby, H. A. Daboun and S. S. M. Boghdadi, Z. Naturforsch., 1974, 29b, 99.
8. H. L. Wheeler and G. A. Brautlecht, Am. Chem. J., 1911, 45, 446.

Received, 25th February, 1982