

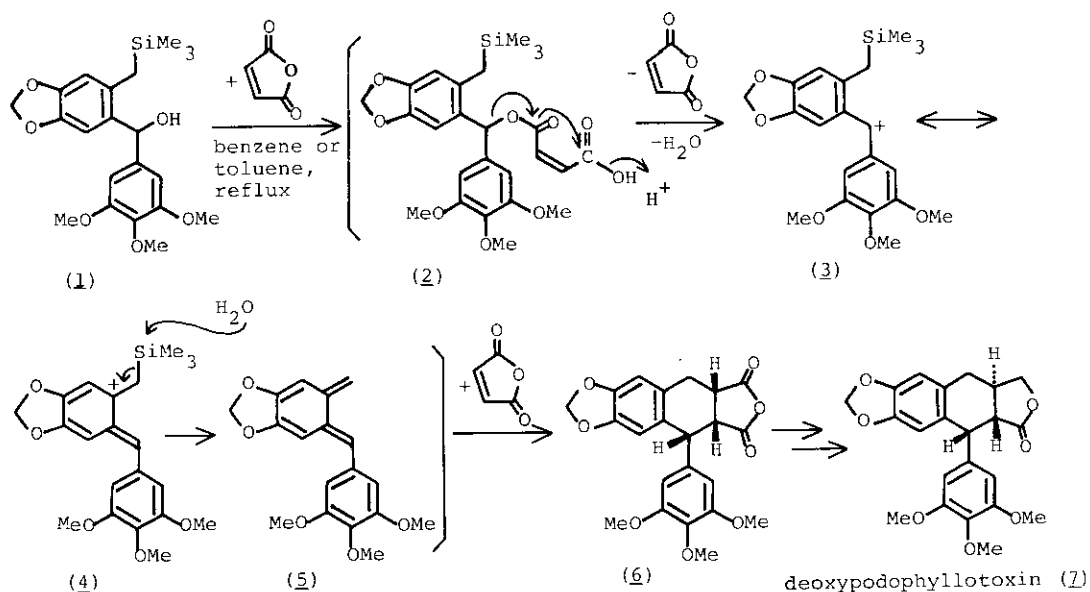
A FACILE SYNTHESIS OF THE SUBSTITUTED TETRAHYDRONAPHTHALENES
BY THE BENZO-PETERSON REACTION

Seiichi Takano,* Shizuo Otaki, and Kunio Ogasawara

Pharmaceutical Institute, Tohoku University, Aobayama, Sendai 980

Abstract — Thermal treatment of the *o*-hydroxymethylbenzylsilanes with an excess maleic anhydride or 2,3-dichloromaleic anhydride afforded the corresponding substituted tetrahydronaphthalenes stereoselectively in satisfactory yields presumably via the *o*-quinodimethane intermediates generated by the benzo-Peterson reaction.

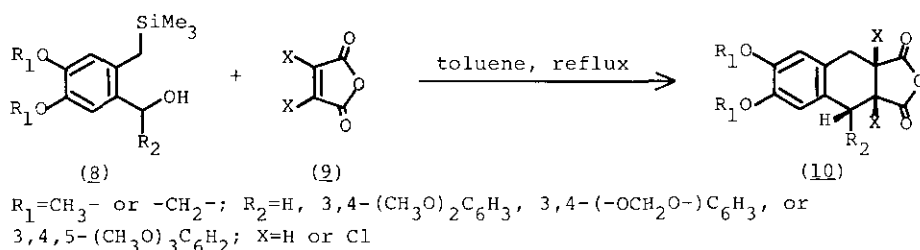
o-Quinodimethanes are very important intermediates for the synthesis of polycycles.¹⁻³ This stimulates the development of various methods for generating these reactive species.^{3,4} We recently reported⁵ an efficient stereoselective synthesis of an antitumor lignan lactone deoxypodophyllotoxin (7) from the *o*-hydroxymethylbenzylsilane (1) in which we proposed a generation of an *o*-quinodimethane intermediate (5)



Scheme 1

via the unprecedented benzologue of the Peterson reaction^{6,7} in the key stage. Spontaneous generation of the *o*-quinodimethane (**5**) and its addition to maleic anhydride occurred smoothly by heating the *o*-hydroxymethylbenzylsilane (**1**) with five equivalents of maleic anhydride in benzene or toluene to produce stereoselectively the 1,2,3-trisubstituted tetrahydronaphthalene (**6**) in good yield (Scheme 1). In the present report we describe the synthesis of some substituted tetrahydronaphthalene derivatives (**10**) extending the benzo-Peterson method to other *o*-hydroxymethylbenzylsilane derivatives (**8**)⁸.

Clean and smooth cycloaddition occurred when the benzylsilanes (**8**) were heated with five equivalents of maleic anhydride (**9**: X=H) or 2,3-dichloromaleic anhydride (**9**: X=Cl) in toluene at refluxing temperature to give rise to the corresponding substituted tetrahydronaphthalenes (**10**)⁸ stereoselectively in acceptable yields (Scheme 2 and Table 1). Stereochemistry of the adducts (**10**: R₂=Ar, X=H) was easily determined

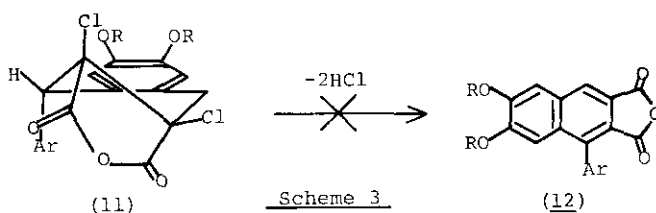


Scheme 2

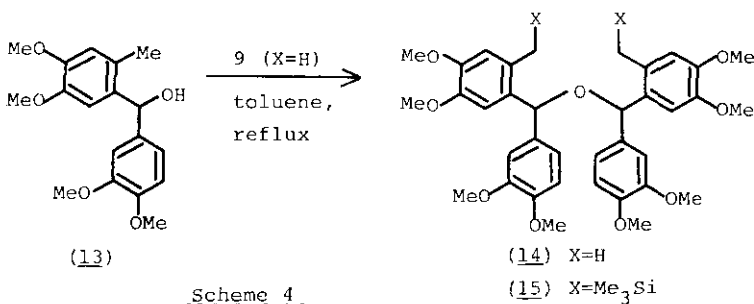
Table 1

10	R ₁	R ₂	X	yield(%)	mp (°C)	¹ H-nmr (δ) (ppm) (CDCl ₃)
a	Me	H	H	67	145-147	3.85 (s, 6H), 6.67 (s, 2H)
b	Me	H	Cl	52	amorphous	3.25-4.05 (2d, 17Hz, 4H), 3.85 (s, 6H), 6.65 (s, 2H)
c	Me	3,4,5-(MeO) ₃ C ₆ H ₂	H	72	amorphous	3.73 (s, 6H), 3.8 (s, 6H), 3.85 (s, 3H), 4.37 (d, 5.5Hz, 1H), 6.37 (s, 2H), 6.63 (s, 1H), 6.73 (s, 1H)
d	Me	"	Cl	57	amorphous	3.35-4.17 (2d, 17Hz, 2H), 3.75 (s, 6H)
e	Me	3,4-(MeO) ₂ C ₆ H ₃	H	66	amorphous	3.8 (s, 6H), 3.85 (s, 3H), 4.58 (s, 1H), (s, 1H), 6.6 (s, 1H), 6.7 (s, 1H)
f	Me	"	Cl	56	amorphous	3.80, 3.87, 3.88, 3.93 (each s, each 3H), 4.4 (d, 5.5Hz, 1H)
g	Me	3,4-(OCH ₂ O-)C ₆ H ₃	H	67	174-175	3.35-4.02 (2d, 16Hz, 2H), 3.73, 3.83, 3.9, 3.93 (each s, each 3H), 4.75 (s, 1H), 6.53 (s, 1H), 6.67 (s, 2H), 6.75 (s, 2H)
h	Me	"	Cl	65	amorphous	3.78 (s, 3H), 3.97 (s, 3H), 4.25 (d, 5.5Hz, 1H), 6.0 (s, 2H)
i	-CH ₂ -	3,4,5-(MeO) ₃ C ₆ H ₂	H	63	182.5-183.5	3.43-4.25 (2d, 17Hz, 2H), 3.8 (s, 3H), 3.97 (s, 3H), 4.77 (s, 1H), 6.0 (s, 2H)
j	-CH ₂ -	"	Cl	51	194-195	3.8 (s, 6H), 3.85 (s, 3H), 4.3 (d, 5.5 Hz, 1H), 5.92 (s, 2H), 6.5 (s, 2H), 6.62 (s, 1H)
k	-CH ₂ -	3,4-(MeO) ₂ C ₆ H ₃	H	72	amorphous	3.3-4.1 (2d, 17Hz, 2H), 3.8 (s, 6H), 3.85 (s, 3H), 4.62 (s, 1H), 5.95 (s, 2H), 6.35 (s, 2H), 6.53 (s, 1H), 6.71 (s, 1H)
l	-CH ₂ -	"	Cl	52	amorphous	3.8 (s, 3H), 3.86 (s, 3H), 4.32 (d, 5.5 Hz, 1H), 5.9 (s, 2H)
						3.15-4.0 (2d, 16Hz, 2H), 3.82 (s, 3H), 3.86 (s, 3H), 4.6 (s, 1H)

to have all *cis* configuration based on H_1-H_2 coupling ($J=5.5$ Hz) in 1H -nmr spectra,⁹ while the stereochemistry of the dichloro-adducts (10 : $R_2=Ar$, $X=Cl$) was also deduced to have *cis*-1(H)/2(Cl)-*cis*-2(Cl)/3(Cl) configuration since no 1-arylnaphthalenes (12) were formed under basic conditions due to their rigid conformation (11) unsuitably disposed to *trans*-dehydrochlorination (Scheme 3). The trimethylsilyl group was essential to form the cycloadducts (10) as only the benzyldryl ether (14) was generated in moderate yield when the benzyldryl ether (13) having no trimethylsilyl group reacted with maleic anhydride under the same conditions (Scheme 4).



The reaction of the benzyldryl ethers (8) with other dienophiles, such as dimethyl maleate, dimethyl fumarate, 2-butenolide, ethyl acrylate, and *N*-carbethoxymethyleneimine,^{10,11} did not furnish cycloadducts under thermal conditions even in the presence of dehydrating catalysts, such as *p*-toluenesulfonic acid, pyridinium *p*-toluenesulfonate, acetic anhydride, or phthalic anhydride. The other catalysts, either acids ($SnCl_4$ or $BF_3 \cdot Et_2O$) or bases (KH or *n*-BuLi) which promote the normal Peterson reaction,^{6,7} were also found to be ineffect. Furthermore, the fluoride catalysts (CsF or $n-Bu_4N^+F^-$) which initiate generation of *o*-quinodimethane from the benzyldryl ethers possessing a leaving group on the *o*-carbon atom,^{4,12,13} were also found to be ineffective. In most cases only isolable compounds were determined to have the benzyldryl ether framework (15) with the silyl groups intact.



The general procedure for the synthesis of the starting *o*-hydroxymethylbenzyldryl ethers (8) and the formation of the substituted tetrahydronaphthalenes (10) was exemplified as follows. To a stirred solution of

2-bromo-4,5-dimethoxybenzyltrimethylsilane¹⁴ (1.0 g, 3.3 mmol) in tetrahydrofuran (15 ml) was added butyllithium (15% (w/w) in hexane, 2.02 ml, 3.3 mmol) dropwise at -78 °C and after 15 min was added 3,4,5-trimethoxybenzaldehyde (0.65 g, 3.3 mmol) in tetrahydrofuran (15 ml) dropwise at the same temperature. After having completed (ca. 30 min) the reaction, the mixture was poured into water and was extracted with ether. The extract was washed with brine, dried (MgSO₄), evaporated, and purified (SiO₂ column, hexane-ether, 2:3 v/v) to give 2-[1-hydroxy-1-(3,4,5-trimethoxyphenyl)methyl]-4,5-dimethoxybenzyltrimethylsilane (**8** : R₁=Me, R₂=3,4,5-trimethoxyphenyl) (1.15 g, 82.9%) as a colorless oil. This compound (150 mg, 0.38 mmol) was dissolved in toluene (10 ml) with maleic anhydride (**9** : X=H, 188 mg, 1.92 mmol) and the mixture was refluxed for 24 h. The mixture was evaporated in vacuo to leave yellow residue which was purified (SiO₂ column, hexane-ethyl ether, 1:1 v/v) to give the substituted naphthalene (**10** c, 117 mg, 72%) as a pale yellow non-crystalline foam.

In summary, the present result demonstrates that the benzo-Peterson method is very promising for the synthesis of the substituted tetrahydronaphthalenes by using maleic or 2,3-dichloromaleic anhydride as a dienophile though the addition with other dienophiles can not be achieved. We are currently extending the benzo-Peterson method to intramolecular fashion in order to trap less reactive dienophiles by constraining diene and dienophile in the same molecule.

REFERENCES AND NOTES

1. For an excellent review, see: T. Kametani and K. Fukumoto, Acc. Chem. Res., **9**, 319 (1976).
2. For an excellent review, see: W. Oppolzer, Synthesis, **1978**, 493.
3. For an excellent review, see: G. Desimoni, G. Tacconi, A. Barco, and G. P. Pollini, 'Natural Products Synthesis through Pericyclic Reactions', American Chemical Society, Washington, D. C., 1983.
4. For an excellent review, see: Y. Ito and T. Saegusa, J. Pharm. Soc. Japan, **104**, 701 (1984).
5. S. Takano, S. Otaki, and K. Ogasawara, J. Chem. Soc., Chem. Commun., **1985**, 485.
6. E. W. Colvin, 'Silicon in Organic Synthesis', Butterworths, London, 1981, p. 141.
7. W. P. Weber, 'Silicon Reagents for Organic Synthesis', Springer-Verlag, Berlin-Heidelberg, 1983, p. 58.
8. All new compounds gave satisfactory analytical (combustion and accurate mass) and spectral (ir, ¹H-nmr, mass) data.
9. J. Mann, S. E. Piper, and L. K. P. Yeung, J. Chem. Soc., Perkin Trans. I, **1984**, 2081.
10. S. M. Weinreb and R. R. Staib, Tetrahedron, **38**, 3087 (1982).
11. S. M. Weinreb, Acc. Chem. Res., **18**, 16 (1985).
12. Y. Ito, M. Nakatsuka, and T. Saegusa, J. Am. Chem. Soc., **104**, 7609 (1982) and references cited therein.
13. S. Djuric, T. Sarkar, and P. Magnus, ibid., **102**, 6885 (1980).
14. S. Takano, H. Numata, and K. Ogasawara, J. Chem. Soc., Chem. Commun., **1982**, 769.

Received, 30th August, 1985