

SYNTHESIS OF A DODECADEOXYRIBOOLIGONUCLEOTIDE CONTAINING A 3'-THIO ANALOGUE OF THYMIDINE PHOTODIMER

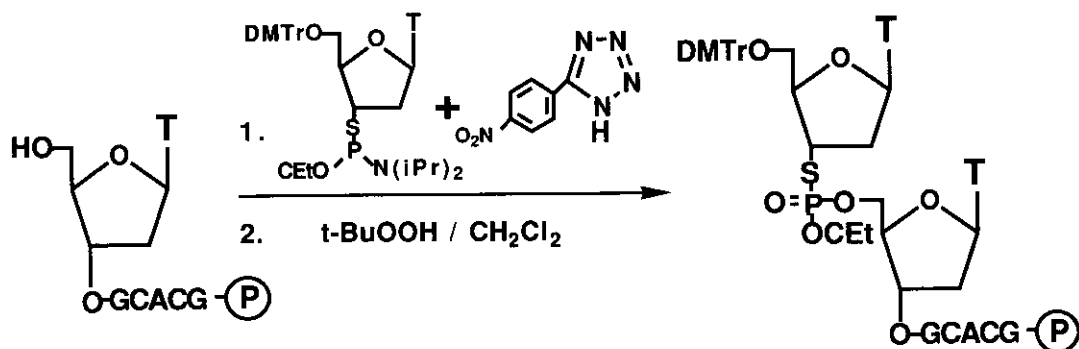
Tetsuya Murata, Shigenori Iwai, and Eiko Ohtsuka*

Faculty of Pharmaceutical Sciences, Hokkaido University, Sapporo 060, Japan

Abstract---3'-Thio analogue of thymidine 3'-phosphate (Tsp) was incorporated into a dodecadeoxyribonucleotide at the 5'-side of dithymidylate to yield dGCACGTspTGCACG. The oligonucleotide was synthesized by the phosphoramidite method and converted to the *cis-syn* thymine dimer derivative by irradiation with uv, then isolated by high performance liquid chromatography.

DNA lesions have been investigated as a biologically important problem and several DNA repair enzymes are known to play essential roles in fidelity of DNA replication.¹ The *cis-syn* thymine dimer (T[c,s]T) is the major DNA lesion caused by uv lights and repair enzymes for this lesion as well as other pyrimidine photodimers such as (6-4) and Dewar photoproducts have been found to be related to genetic diseases such as xeroderma pigmentosum.² We have been studying recognition of the thymidine dimer by T4 endonuclease 4V, which hydrolyzes the glycoside linkage of the 3'-side thymine of the dimer then cleaves the 3'-phosphate by β -elimination.³ Although site-directed mutagenesis⁴ and the three dimensional structure obtained by X-ray crystallography⁵ of the enzyme suggest several important amino acid residues are involved in its activities, it is necessary to investigate interactions between the enzyme and a substrate in detail. In this paper we report a synthesis of a substrate analogue that contains a thymine dimer bearing the 3'-deoxy-3'-thiothymidine on the 5'-side. 5'-O-Dimethoxytrityl-3'-deoxy-3'-thiothymidine was synthesized from 5'-O-dimethoxytritylthymidine⁶ via the 2, 3'-O-cyclothymidine derivative. The cyclonucleoside was further treated with alkali to yield the 3'-xylo-3'-thio analogue, which was mesylated then treated with sodium thiobenzoate.⁷ The resulting thio derivative was deacylated and the 3'-sulfhydryl groups phosphitylated with 2-cyanoethyl *N,N*-diisopropyl chlorophosphoramidite⁸ to give the key intermediate for the synthesis of a dodecadeoxyribonucleotide (dGCACGTspTGCACG). The oligonucleotide was synthesized using a DNA synthesizer with a stronger activating reagent (p-nitrophenyltetrazole),^{7,9} and a milder reagent (*tert*-butylhydroperoxide) for oxidation¹⁰ for the thio derivative. The coupling reaction was repeated three times. (Scheme 1)

The dodecamer was purified by reverse-phase high performance liquid chromatography (hplc) and characterized by the susceptibility to iodine of the P-S bond. The purified dodecamer (Figure 1a) was treated with a mixture of iodine-water-pyridine to yield two hexamers as shown in Figure 1b. The uv-temperature profile of the analogue and its complementary strand was observed and the T_m found to be 59 °C in 0.01 M sodium cacodyl (pH 7.0) and 0.1 M sodium chloride. The T_m of dGCACGTspTGCACG with the complementary strand was 59 °C and that for the *cis-syn* thymine dimer duplex was 54 °C. These results indicate that the substitution of the 3'-O with 3'-S does not affect the thermal stability of the duplex.

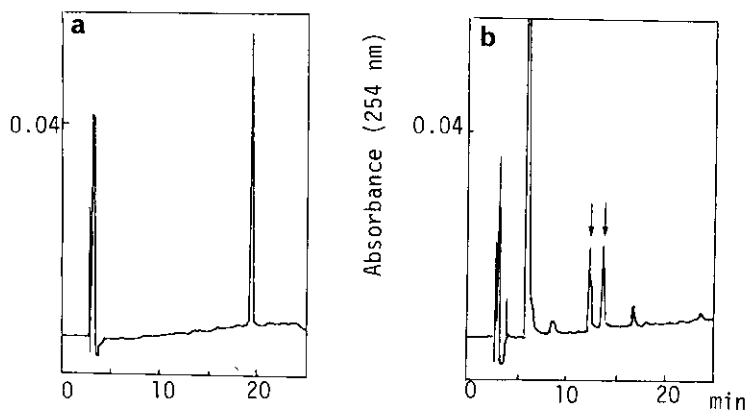


d G C A C G T s p T G C A C G

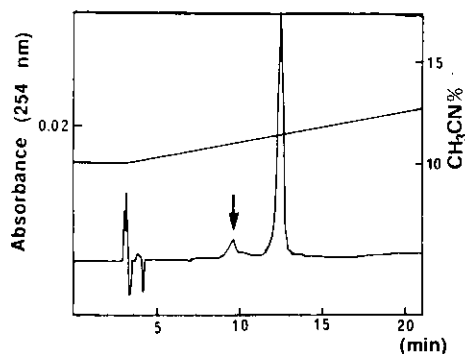
(P) = controlled pore glass

CET = 2-cyanoethyl

Scheme 1



column: TSKgel DEAE-2SW
 solv.A: 20% CH_3CN
 solv.B: 20% CH_3CN plus
 2 M HCOONH_4
 gradient(B): 15 to 35%
 20 min
 flow rate: 1 ml/min



column: CHEMCOSORB 5-ODS-H
 solv.A: 0.1 M triethylammonium acetate plus
 5% CH_3CN
 solv.B: 0.1 M triethylammonium acetate plus
 25% CH_3CN
 flow rate: 1 ml/min

The thio analogue was converted to the thymine dimer derivative by irradiation with uv light around 280 nm using conditions described previously.³ The product was isolated by reverse-phase hplc (Figure 2) and its photoreversal property confirmed by reirradiation. The major photoproduct was assumed to be the cis-syn isomer, since formation of the *trans-syn* isomer was proved to be difficult in an oligonucleotide. The photoproduct from the thio analogue was mixed with the complementary 15-mer to form a duplex and tested for its ability to bind to the endonuclease. The dissociation constant was found to be 2.7×10^{-7} , which is one order larger than the natural thymine dimer substrate. Cleavage of the glycosidic linkage and the phosphodiester linkage in the analogue duplex were also slower than those for the thymine dimer duplex with the same chain length. These results indicated involvement of the 3'-oxygen of thymidine at the cleavage site in the reaction with the enzyme. Detailed kinetics for the 3'-thio analogue will be reported elsewhere.

REFERENCES

1. A. Sancar and G. B. Sancar, *Ann. Rev. Biochem.*, 1988, 57, 29.
2. M. L. Dodson and R. S. Lloyd, *Mutation Res.*, 1989, 218, 49.
3. T. Inaoka, M. Ishida, and E. Ohtsuka, *J. Biol. Chem.*, 1989, 264, 2609.
4. D. G. Stump and R. S. Lloyd, *Biochemistry*, 1988, 27, 1839; D. R. Dowd and R. S. Lloyd, *ibid.*, 1989, 28, 8699; M. Ishida, Y. Kanamori, N. Hori, T. Inaoka, and E. Ohtsuka, *ibid.*, 1990, 29, 3817; T. Doi *et al.* paper in preparation.
5. K. Morikawa *et al.* paper submitted for publication.
6. H. Schaller, G. Weimann, B. Lerch, and H. G. Khorana, *J. Am. Chem. Soc.*, 1963, 85, 3821.
7. R. Cosstick and J. S. Vyle, *Nucleic Acids Res.*, 1990, 18, 829.
8. N. D. Sinha, J. Biernat, J. McManus, and H. Koster, *Nucleic Acids Res.*, 1984, 12, 4539.
9. R. Crosstick and J. S. Vyle, *Tetrahedron Lett.*, 1989, 30, 4693.
10. Y. Hayakawa, M. Uchiyama, and R. Noyori, *Tetrahedron Lett.*, 1986, 27, 4191; Y. Hayakawa, S. Wakabayashi, H. Kato, and R. Noyori, *J. Am. Chem. Soc.*, 1990, 112, 1691.

Received, 21st November, 1991