

HETEROCYCLES, Vol. 75, No. 11, 2008, pp. 2735 - 2744. © The Japan Institute of Heterocyclic Chemistry
Received, 16th May, 2008, Accepted, 12th June, 2008, Published online, 12th June, 2008. COM-08-11441

SYNTHESIS OF 1-ARYL-1H-PYRROLO[2,3-*b*]PYRIDINES (1-ARYL-7-AZAINDOLES) BY A THERMAL DEHYDRATION-CYCLIZATION-DEHYDROGENATION SEQUENCE OF 2-ARYLAMINO-3-(1-HYDROXYALKYL)PYRIDINES

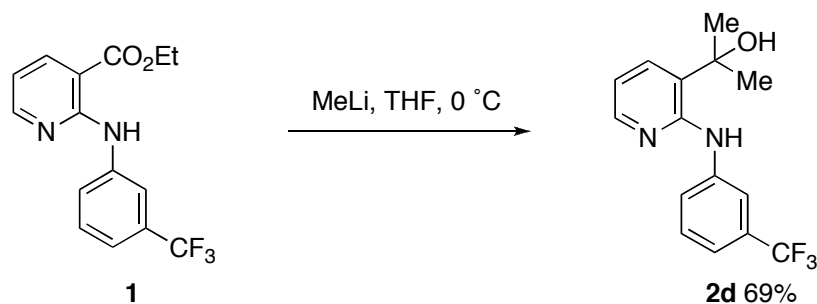
Kazuhiro Kobayashi,* Seiki Fujita, Shuhei Fukamachi, and Hisatoshi Konishi

Division of Applied Chemistry, Department of Chemistry and Biotechnology,
Graduate School of Engineering, Tottori University, 4-101 Koyama-minami,
Tottori 680-8552, Japan

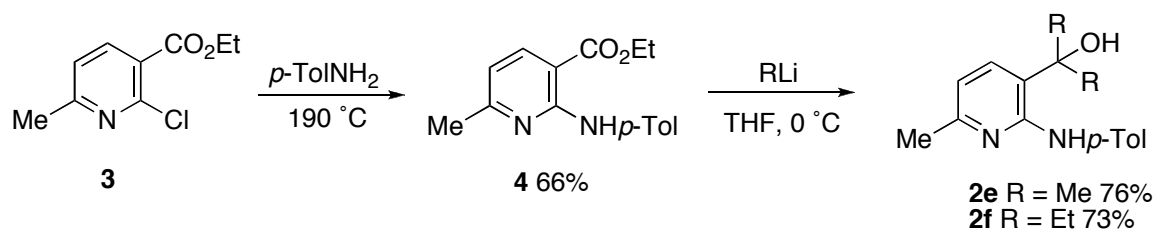
Abstract - 1-Aryl-1*H*-pyrrolo[2,3-*b*]pyridines (1-aryl-7-azaindoles) have been prepared in reasonable yields from the corresponding 2-arylamino-3-(1-hydroxyalkyl)pyridines, on heating at *ca.* 250 °C, through a successive dehydration/cyclization/dehydrogenation sequence.

Previously, we demonstrated that 1-aryl-1*H*-indoles could be prepared by reactions of 2-(arylamino)styrene derivatives with iodine in the presence of sodium hydrogencarbonate under mild conditions.¹ As a continuation of this study, we became interested in synthesizing 1-aryl-1*H*-pyrrolo[2,3-*b*]pyridines utilizing the iodine-mediated cyclization of 2-arylamino-3-vinylpyridine derivatives. In order to prepare 2-arylamino-3-vinylpyridine derivatives, we conducted thermal dehydration of 2-arylamino-3-(1-hydroxyalkyl)pyridines (**2**). However, we found that the heating gave directly 1-aryl-1*H*-pyrrolo[2,3-*b*]pyridines (**10**). Herein, we wish to report the details of our studies on thermal reaction of 2-arylamino-3-(1-hydroxyalkyl)pyridines (**2**), which offers a new and facile route to 1-aryl-1*H*-pyrrolo[2,3-*b*]pyridines (**10**). In recent years, 1*H*-pyrrolo[2,3-*b*]pyridine derivatives has received considerable attention, because some of them exhibit a variety of biological activities.² For example, these have been reported to be useful as 5-HT₆ agonists and antagonists,²ⁱ antidiadetics,^{2j} partial nicotinic agonists,^{2k} and so on. Therefore, a number of works on the synthesis of this class of molecules have recently appeared.³

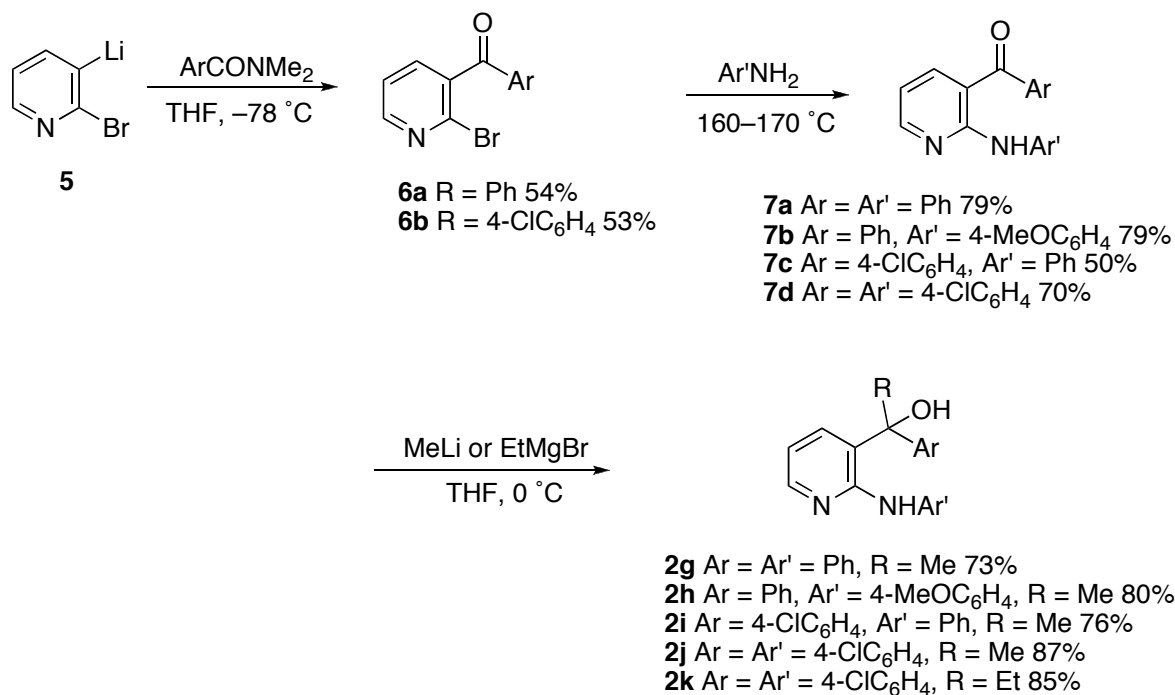
The starting materials, 2-arylamino-3-(1-hydroxyalkyl)pyridines (**2**), for the present 1*H*-pyrrolo[2,3-*b*]pyridine synthesis were prepared as follows. Compounds (**2a-c**) were prepared by a literature method⁴ from commercially available 2-chloropyridine-3-carboxylic acid. Compounds (**2d-k**) could be easily prepared from known compounds. Thus, the reaction of ethyl 2-[3-(trifluoromethyl)phenylamino]-



Scheme 1



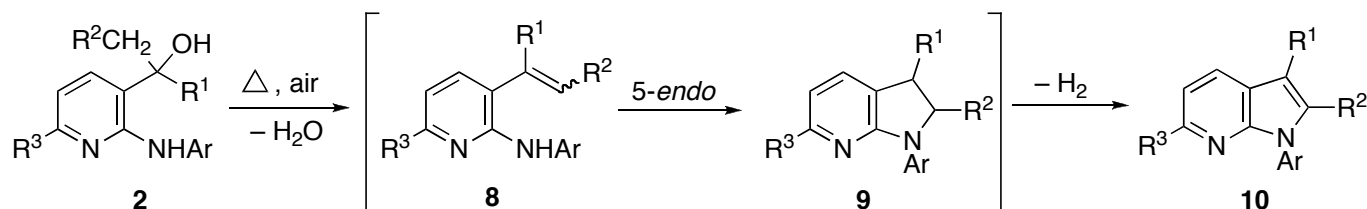
Scheme 2



Scheme 3

pyridine-2-carboxylate (**1**)⁵ with methyllithium afforded **2d** (Scheme 1). A mixture of ethyl 2-chloro-6-methylpyridine-2-carboxylate⁶ and 4-methylaniline was heated at 190 °C to give ethyl 6-methyl-2-(4-methylphenyl)pyridine-2-carboxylate (**4**), which was allowed to react with methyllithium or ethyllithium to afford **2e** or **2f**, respectively (Scheme 2). The reaction of 2-bromo-3-lithiopyridine (**5**)⁷

with *N,N*-dimethylbenzamides gave 3-aryl-2-bromopyridines (**6**), which were heated with aryl amines at 160–170 °C to give 3-aryl-2-(arylamino)pyridines (**7**). These were allowed to react with methyl lithium or ethylmagnesium bromide to afford **2g-k** (Scheme 3).



Scheme 4

Table 1. Preparation of 1-aryl-1*H*-pyrrolo[2,3-*b*]pyridines (**10**)

Entry	2	Temp/°C	Time/h	10 (Yield/%) ^a
1	2a (R ¹ = Me, R ² = R ³ = H, Ar = Ph)	270	2	10a (51)
2	2b (R ¹ = Me, R ² = R ³ = H, Ar = <i>p</i> -Tol)	270	2	10b (56)
3	2c (R ¹ = Me, R ² = R ³ = H, Ar = 4-MeOC ₆ H ₄)	240	1	10c (60)
4	2d (R ¹ = Me, R ² = R ³ = H, Ar = 3-CF ₃ C ₆ H ₄)	270	2	10d (34)
5	2e (R ¹ = R ³ = Me, R ² = H, Ar = <i>p</i> -Tol)	270	2	10e (57)
6	2f (R ¹ = Et, R ² = R ³ = Me, Ar = <i>p</i> -Tol)	250	2	10f (32)
7	2g (R ¹ = Ar = Ph, R ² = R ³ = H)	230	4	10g (61)
8	2h (R ¹ = Ph, Ar = 4-MeOC ₆ H ₄ , R ² = R ³ = H)	260	4	10h (68)
9	2i (R ¹ = 4-ClC ₆ H ₄ , Ar = Ph, R ² = R ³ = H)	240	2.5	10i (61)
10	2j (R ¹ = Ar = 4-ClC ₆ H ₄ , R ² = R ³ = H)	270	1	10j (71)
11	2k (R ¹ = Ar = 4-ClC ₆ H ₄ , R ² = Me, R ³ = H)	255	2.5	10k (45)

^aIsolated yields.

The synthesis of 1-aryl-1*H*-pyrrolo[2,3-*b*]pyridines (**10**) from 2-arylamino-3-(1-hydroxyalkyl)pyridines (**2**) is illustrated in Scheme 4. Compounds (**2**), thus obtained, were subjected to the following thermal reaction sequence. Thus, when compounds (**2**) were heated, dehydration occurred to give 2-arylamino-3-vinylpyridine intermediates (**8**). These intermediates underwent the 5-*endo* ring closure to afford 2,3-dihydro-1*H*-pyrrolo[2,3-*b*]pyridine intermediates (**9**), dehydrogenation of which with oxygen gave rise to the desired products (**10**) in the yields summarized in Table 1. It shows that the sequence completes within 4 h at 230–270 °C to furnish the corresponding 1-aryl-1*H*-pyrrolo[2,3-*b*]pyridines (**10**) in generally moderate to fair yields, and that the yields of the 3-aryl derivatives (**10g-k**) (Entries 7–11) are slightly higher than those of the 3-alkyl derivatives (**10a-f**) (Entries 1–6). It also indicates that the 2-[(3-trifluoromethylphenyl)amino]pyridine derivative (**2d**) gave a poorer result, as can be seen from Entry 4. This is presumably attributed to the lower basicity of the nitrogen of the (3-trifluoromethylphenyl)amino group compared to those of other anilino groups due to the highly electron-withdrawing property of the trifluoromethyl group. The reaction using the substrates having a

methyl substituent at the β -position of the 3-vinyl moiety (*i.e.* $R^2 = \text{Me}$; **2f** and **2k**) also led to the desired pyrrolopyridine derivatives (**10f**) and (**10k**), but the yields were somewhat lower, presumably due to steric hindrance by the β -methyl group in the ring closure step (Entries 6 and 11). It should be noted that attempts to obtain 1-alkyl-1*H*-pyrrolo[2,3-*b*]pyridines by heating 1-[2-(alkylamino)pyridin-2-yl]-1-phenylethanol resulted in failure.

In summary, we have demonstrated that 1-aryl-1*H*-pyrrolo[2,3-*b*]pyridines can be prepared conveniently. This method may find some value in the synthesis of this type of heterocycles because of readily availability of the starting materials and the easiness of operations compared to previous methods.³

EXPERIMENTAL

The melting points were determined on a Laboratory Devices MEL-TEMP II melting-point apparatus and are uncorrected. The IR spectra were recorded on a Shimadzu FTIR-8300 spectrometer. The ¹H NMR spectra were determined using SiMe₄ as an internal reference in CDCl₃ with a JEOL ECP500 FT NMR spectrometer operating at 500 MHz. The ¹³C NMR spectra were determined in CDCl₃ using TMS as an internal reference with a JEOL ECP500 FT NMR spectrometer operating at 125 MHz. Low-resolution mass spectra (EI, 70 eV) were recorded on a JEOL JMS-AX505 HA spectrometer. Thin-layer chromatography (TLC) was carried out on Merck Kieselgel 60 PF₂₅₄.

Starting Materials. 2-[2-(phenylamino)pyridin-3-yl]propan-2-ol (**2a**),⁴ 2-[2-(4-methylphenylamino)pyridin-3-yl]propan-2-ol (**2b**),⁴ 2-[2-(4-methoxyphenylamino)pyridin-3-yl]propan-2-ol (**2c**),⁴ ethyl 2-[3-(trifluoromethyl)phenyl]aminopyridine-3-carboxylate (**1**),⁵ and ethyl 2-chloro-6-methylpyridine-3-carboxylate (**3**)⁶ were prepared according to the appropriate reported procedures. All other chemicals used in this study were commercially available.

2-{2-[3-(Trifluoromethyl)phenyl]aminopyridin-3-yl}propan-2-ol (2d**).** This compound was prepared by reacting ethyl 2-[3-(trifluoromethyl)phenyl]aminopyridine-3-carboxylate (**1**)⁵ with methyllithium at 0 °C in THF in 69% yield; a white solid; mp 96–98 °C (hexane); IR (KBr) 3421, 3303, 1617, 1610 cm⁻¹; ¹H NMR δ 1.69 (6H, s), 2.09 (1H, s), 6.75 (1H, dd, $J = 7.8, 5.0$ Hz), 7.18 (1H, d, $J = 7.8$ Hz), 7.38 (1H, t, $J = 7.8$ Hz), 7.43 (1H, dd, $J = 7.8, 1.4$ Hz), 7.77 (1H, d, $J = 7.3$ Hz), 7.89 (1H, s), 8.16 (1H, dd, $J = 5.0, 1.4$ Hz), 9.03 (1H, br s). Anal. Calcd for C₁₅H₁₅F₃N₂O: C, 60.81; H, 5.10; N, 9.45. Found: C, 60.80; H, 5.12; N, 9.44.

Ethyl 6-methyl-2-(4-methylphenylamino)pyridine-3-carboxylate (4**).** This compound was prepared by heating (190 °C) a mixture of ethyl 2-chloro-6-methylpyridine-3-carboxylate (**3**)⁶ and 4-methylaniline for 25 min in 66% yield; a yellow solid; mp 85–86 °C (hexane); IR (KBr) 3267, 1684, 1620 cm⁻¹; ¹H NMR δ 1.40 (3H, t, $J = 7.3$ Hz), 2.32 (3H, s), 2.47 (3H, s), 4.36 (2H, q, $J = 7.3$ Hz), 6.54 (1H, d, $J = 8.2$ Hz), 7.12 (2H, d, $J = 8.2$ Hz), 7.65 (2H, d, $J = 8.2$ Hz), 8.11 (1H, d, $J = 8.2$ Hz), 10.15 (1H, br s). Anal. Calcd for C₁₆H₁₈N₂O₂: C, 71.09; H, 6.71; N, 10.36. Found: C, 70.87; H, 6.85; N, 10.55.

2-[6-Methyl-2-(4-methylphenylamino)pyridin-3-yl]propan-2-ol (2e). This compound was prepared by reacting **4** with MeLi at 0 °C in THF in 76% yield; a pale-yellow solid; mp 128–130 °C (hexane); IR (KBr) 3371, 3319, 1605 cm⁻¹; ¹H NMR δ 1.66 (6H, s), 1.91 (1H, s), 2.30 (3H, s), 2.42 (3H, s), 6.51 (1H, d, *J* = 7.8 Hz), 7.09 (2H, d, *J* = 8.2 Hz), 7.28 (2H, d, *J* = 8.2 Hz), 7.55 (1H, d, *J* = 7.8 Hz), 8.69 (1H, br s). Anal. Calcd for C₁₆H₂₀N₂O: C, 74.97; H, 7.86; N, 10.93. Found: C, 74.95; H, 8.05; N, 10.76.

2-[6-Methyl-2-(4-methylphenylamino)pyridin-3-yl]pentan-3-ol (2f). This compound was prepared by reacting **4** with EtLi at 0 °C in THF in 73% yield; a yellow solid; mp 93–94 °C (hexane); IR (KBr) 3304, 1609 cm⁻¹; ¹H NMR δ 0.85 (6H, t, *J* = 7.3 Hz), 1.55 (1H, s), 1.87–2.00 (4H, m), 2.30 (3H, s), 2.42 (3H, s), 6.51 (1H, d, *J* = 7.8 Hz), 7.08 (2H, d, *J* = 8.2 Hz), 7.12 (1H, d, *J* = 7.8 Hz), 7.56 (2H, d, *J* = 8.2 Hz), 8.99 (1H, br s). Anal. Calcd for C₁₈H₂₄N₂O: C, 76.02; H, 8.51; N, 9.85. Found: C, 75.98; H, 8.62; N, 9.82.

(2-Bromopyridin-3-yl)phenylmethanone (6a).⁸ This compound was prepared by the reaction of 2-bromo-3-lithiopyridine (**5**), generated according to the procedure reported by Johnston *et al.*,⁷ with *N,N*-dimethylbenzamide in 54% yield; an orange oil; *R_f* 0.43 (1:3 THF–hexane); IR (neat) 1672 cm⁻¹; ¹H NMR δ 7.42 (1H, dd, *J* = 7.3, 4.6 Hz), 7.50 (2H, dd, *J* = 8.2, 7.3 Hz), 7.65 (1H, t, *J* = 7.3 Hz), 7.67 (1H, dd, *J* = 7.3, 1.8 Hz), 7.82 (2H, d, *J* = 8.2 Hz), 8.53 (1H, dd, *J* = 4.6, 1.8 Hz).

Phenyl[2-(phenylamino)pyridin-3-yl]methanone (7a).⁹ This compound was prepared by heating (170 °C) a mixture of **6a** and aniline for 45 min in 79% yield; a yellow solid; mp 87–90 °C (hexane). The spectral data for this compound were identical those reported previously.⁹

1-Phenyl-1-[2-(phenylamino)pyridine-3-yl]ethanol (2g). This compound was prepared by reacting **7a** with MeLi at 0 °C in THF in 73% yield; a pale-yellow solid; mp 147–148 °C (hexane–Et₂O); IR (KBr) 3409, 3334, 1607 cm⁻¹; ¹H NMR δ 1.96 (3H, s), 2.54 (1H, s), 6.75 (1H, dd, *J* = 7.8, 5.0 Hz), 6.89 (1H, tt, *J* = 7.3, 1.4 Hz), 7.16 (2H, dd, *J* = 7.8, 7.3 Hz), 7.25 (1H, tt, *J* = 7.3, 1.4 Hz), 7.30–7.33 (4H, m), 7.39 (2H, d, *J* = 7.3 Hz), 7.57 (1H, dd, *J* = 7.8, 1.8 Hz), 7.75 (1H, br s), 8.18 (1H, dd, *J* = 5.0, 1.8 Hz). Anal. Calcd for C₁₉H₁₈N₂O: C, 78.59; H, 6.25; N, 9.65. Found: C, 78.48; H, 6.21; N, 9.70.

[2-(4-Methoxyphenyl)aminopyridin-3-yl]phenylmethanone (7b). This compound was prepared by heating (170 °C) a mixture of **6a** and 4-methoxybenzenamine for 30 min in 79% yield; a yellow solid; mp 97–99 °C (hexane); IR (KBr) 3258, 1625, 1607 cm⁻¹; ¹H NMR δ 3.82 (3H, s), 6.64 (1H, dd, *J* = 7.8, 5.0 Hz), 6.93 (2H, d, *J* = 9.2 Hz), 7.50 (2H, t, *J* = 7.3 Hz), 7.58 (1H, t, *J* = 7.3 Hz), 7.59 (2H, d, *J* = 9.2 Hz), 7.64 (2H, d, *J* = 7.3 Hz), 7.85 (1H, dd, *J* = 7.8, 2.3 Hz), 8.36 (1H, dd, *J* = 5.0, 2.3 Hz), 10.70 (1H, s). Anal. Calcd for C₁₉H₁₆N₂O₂: C, 74.98; H, 5.30; N, 9.20. Found: C, 74.73; H, 5.33; N, 8.95.

1-[2-(4-Methoxyphenyl)aminopyridin-3-yl]-1-phenylethanol (2h). This compound was prepared by reacting **7b** with MeLi at 0 °C in THF in 80% yield; a pale-yellow solid; mp 138–140 °C (hexane–Et₂O); IR (KBr) 3410, 3308, 1601 cm⁻¹; ¹H NMR δ 1.96 (3H, s), 2.51 (1H, s), 3.74 (3H, s), 6.70 (1H, dd, *J* = 7.8, 5.0 Hz), 6.77 (2H, d, *J* = 8.7 Hz), 7.15 (2H, d, *J* = 8.7 Hz), 7.26 (1H, t, *J* = 7.3 Hz), 7.33 (2H, dd, *J*

= 7.8, 7.3 Hz), 7.40 (2H, d, $J = 7.8$ Hz), 7.46 (1H, br s), 7.55 (1H, dd, $J = 7.8, 1.4$ Hz), 8.13 (1H, dd, $J = 5.0, 1.8$ Hz). Anal. Calcd for $C_{20}H_{20}N_2O_2$: C, 74.98; H, 6.29; N, 8.74. Found: C, 74.97; H, 6.21; N, 8.71.

(2-Bromopyridin-2-yl)(4-chlorophenyl)methanone (6b).⁸ This compound was prepared by the reaction of **5**⁷ with *N,N*-dimethyl-4-chlorobenzamide in 53% yield; a yellow oil; R_f 0.29 (1:4 AcOEt–hexane); IR (neat) 1672 cm^{-1} ; 1H NMR δ 7.43 (1H, dd, $J = 7.3, 5.0$ Hz), 7.48 (2H, d, $J = 8.7$ Hz), 7.66 (1H, dd, $J = 7.3, 1.8$ Hz), 7.75 (2H, d, $J = 8.7$ Hz), 8.54 (1H, dd, $J = 5.0, 1.8$ Hz).

(4-Chlorophenyl)[2-(phenylamino)pyridine-2-yl]methanone (7c). This compound was prepared by heating (160 °C) a mixture of **6b** and aniline for 1 h in 50% yield; a yellow oil; R_f 0.66 (1:4 THF–hexane); IR (neat) 3283, 1628, 1601 cm^{-1} ; 1H NMR δ 6.70 (1H, dd, $J = 7.8, 4.6$ Hz), 7.10 (1H, t, $J = 7.3$ Hz), 7.37 (2H, dd, $J = 7.8, 7.3$ Hz), 7.49 (2H, d, $J = 8.2$ Hz), 7.60 (2H, d, $J = 8.2$ Hz), 7.73 (2H, d, $J = 7.8$ Hz), 7.82 (1H, dd, $J = 7.8, 1.8$ Hz), 8.42 (1H, dd, $J = 4.6, 1.8$ Hz), 10.76 (1H, br s). Anal. Calcd for $C_{18}H_{13}ClN_2O$: C, 70.02; H, 4.24; N, 9.07. Found: C, 70.00; H, 4.25; N, 9.07.

1-(4-Chlorophenyl)-1-[2-(phenylamino)pyridine-2-yl]ethanol (2i). This compound was prepared by reacting **7c** with MeLi at 0 °C in THF in 76% yield; a white solid; mp 133–135 °C (hexane–Et₂O); IR (KBr) 3396, 3277, 1603 cm^{-1} ; 1H NMR δ 1.93 (3H, s), 2.52 (1H, s), 6.76 (1H, dd, $J = 7.3, 5.0$ Hz), 6.91 (1H, t, $J = 7.3$ Hz), 7.21 (2H, dd, $J = 7.8, 7.3$ Hz), 7.26 (2H, d, $J = 8.7$ Hz), 7.32 (2H, d, $J = 8.7$ Hz), 7.34 (2H, d, $J = 7.8$ Hz), 7.56 (1H, dd, $J = 7.3, 1.8$ Hz), 7.81 (1H, br s), 8.19 (1H, dd, $J = 5.0, 1.8$ Hz). Anal. Calcd for $C_{19}H_{17}ClN_2O$: C, 70.26; H, 5.28; N, 8.62. Found: C, 69.98; H, 5.36; N, 8.58.

(4-Chlorophenyl)[2-(4-chlorophenyl)aminopyridin-2-yl]methanone (7d). This compound was prepared by heating (160 °C) a mixture of **6b** and 4-chlorobenzamide for 10 min in 70% yield; a yellow solid; mp 144–147 °C (hexane); IR (KBr) 3254, 1624, 1609 cm^{-1} ; 1H NMR δ 6.73 (1H, dd, $J = 7.8, 5.0$ Hz), 7.32 (2H, d, $J = 8.7$ Hz), 7.49 (2H, d, $J = 8.7$ Hz), 7.59 (2H, d, $J = 8.7$ Hz), 7.70 (2H, d, $J = 8.7$ Hz), 7.83 (1H, dd, $J = 7.8, 2.3$ Hz), 8.42 (1H, dd, $J = 5.0, 2.3$ Hz), 10.77 (1H, br s). Anal. Calcd for $C_{18}H_{12}Cl_2N_2O$: C, 62.99; H, 3.52; N, 8.16. Found: C, 62.74; H, 3.62; N, 8.06.

1-(4-Chlorophenyl)-1-[2-(4-chlorophenyl)aminopyridin-2-yl]ethanol (2j). This compound was prepared by reacting **7d** with MeLi at 0 °C in THF in 87% yield; a pale-yellow solid; mp 209–211 °C (hexane–Et₂O); IR (KBr) 3377, 3327, 1605 cm^{-1} ; 1H NMR δ 1.94 (3H, s), 2.49 (1H, s), 6.78 (1H, dd, $J = 7.3, 5.0$ Hz), 7.15 (2H, d, $J = 8.7$ Hz), 7.26–7.32 (6H, m), 7.56 (1H, dd, $J = 7.3, 1.8$ Hz), 7.88 (1H, br s), 8.19 (1H, dd, $J = 5.0, 1.8$ Hz). Anal. Calcd for $C_{19}H_{16}Cl_2N_2O$: C, 63.52; H, 4.49; N, 7.80. Found: C, 63.39; H, 4.62; N, 7.76.

1-(4-Chlorophenyl)-1-[2-(4-chlorophenyl)aminopyridin-2-yl]propan-1-ol (2k). This compound was prepared by reacting **7d** with EtMgBr at 0 °C in THF in 85% yield; a white solid; mp 152–154 °C (hexane); IR (KBr) 3380, 3331, 1605 cm^{-1} ; 1H NMR δ 0.93 (3H, t, $J = 7.3$ Hz), 2.17–2.35 (3H, m including s at 2.33), 6.78 (1H, dd, $J = 7.8, 5.0$ Hz), 7.15 (2H, d, $J = 8.7$ Hz), 7.26 (4H, s), 7.31 (2H, d, $J = 8.7$ Hz), 7.59 (1H, d, $J = 7.8, 1.8$ Hz), 8.01 (1H, br s), 8.17 (1H, dd, $J = 5.0, 1.8$ Hz). Anal. Calcd for

$C_{20}H_{18}Cl_2N_2O$: C, 64.35; H, 4.86; N, 7.50. Found: C, 64.16; H, 4.90; N, 7.27.

Typical Procedure for the Preparation of Pyrrolopyridine Derivatives 10. 3-Methyl-1-phenyl-1H-pyrrolo[2,3-*b*]pyridine (10a). Compound **2a** (0.21 g, 1.0 mmol) was heated at 270 °C (neat) for 4 h in the air. After cooling to rt, the crude product was purified by preparative TLC on silica gel to give **10a** (0.11 g, 51%): a yellow oil; R_f 0.30 (1:9 Et₂O–hexane); IR (neat) 3051, 1599, 1504, 1427 cm⁻¹; ¹H NMR δ 2.38 (3H, d, J = 0.9 Hz), 7.12 (1H, dd, J = 7.8, 4.6 Hz), 7.30 (1H, t, J = 7.3 Hz), 7.31 (1H, s), 7.50 (2H, dd, J = 7.8, 7.3 Hz), 7.76 (2H, d, J = 7.8 Hz), 7.91 (1H, dd, J = 7.8, 1.4 Hz), 8.37 (1H, dd, J = 4.6, 1.4 Hz); MS m/z 208 (M⁺, 100). Anal. Calcd for C₁₄H₁₂N₂: C, 80.74; H, 5.81; N, 13.45. Found: C, 80.61; H, 5.90; N, 13.25.

3-Methyl-1-(4-methylphenyl)-1H-pyrrolo[2,3-*b*]pyridine (10b): a yellow oil; R_f 0.24 (3:1 C₆H₆–hexane); IR (neat) 3056, 1601, 1516, 1429 cm⁻¹; ¹H NMR δ 2.37 (3H, d, J = 0.9 Hz), 2.40 (3H, s), 7.10 (1H, dd, J = 7.8, 5.0 Hz), 7.26 (1H, q, J = 0.9 Hz), 7.30 (2H, d, J = 7.8 Hz), 7.60 (2H, d, J = 7.8 Hz), 7.90 (1H, dd, J = 7.8, 1.4 Hz), 8.35 (1H, dd, J = 5.0, 1.4 Hz); MS m/z 222 (M⁺, 100). Anal. Calcd for C₁₅H₁₄N₂: C, 81.05; H, 6.35; N, 12.60. Found: C, 81.00; H, 6.37; N, 12.58.

1-(4-Methoxyphenyl)-3-methyl-3-Methyl-1-phenyl-1H-pyrrolo[2,3-*b*]pyridine (10c): a yellow oil; R_f 0.30 (1:5 AcOEt–hexane); IR (neat) 3051, 1604, 1514, 1435 cm⁻¹; ¹H NMR δ 2.37 (3H, d, J = 0.9 Hz), 3.86 (3H, s), 7.03 (2H, d, J = 8.7 Hz), 7.10 (1H, dd, J = 7.8, 4.6 Hz), 7.23 (1H, q, J = 0.9 Hz), 7.60 (2H, d, J = 8.7 Hz), 7.91 (1H, dd, J = 7.8, 1.4 Hz), 8.34 (1H, dd, J = 4.6, 1.4 Hz); MS m/z (%) 238 (M⁺, 100). Anal. Calcd for C₁₅H₁₄N₂O: C, 75.61; H, 5.92; N, 11.76. Found: C, 75.39; H, 6.00; N, 11.60.

3-Methyl-1-[3-(trifluoromethyl)phenyl]-1H-pyrrolo[2,3-*b*]pyridine (10d): a pale-yellow solid; mp 65–66 °C (hexane); IR (KBr) 3085, 1618, 1603, 1502, 1418 cm⁻¹; ¹H NMR δ 2.39 (3H, d, J = 0.9 Hz), 7.16 (1H, dd, J = 7.8, 4.6 Hz), 7.34 (1H, s), 7.53 (1H, d, J = 7.8 Hz), 7.63 (1H, t, J = 7.8 Hz), 7.93 (1H, dd, J = 7.8, 1.8 Hz), 8.04 (1H, s), 8.10 (1H, d, J = 7.8 Hz), 8.37 (1H, dd, J = 4.6, 1.8 Hz); MS m/z 276 (M⁺, 100). Anal. Calcd for C₁₅H₁₁F₃N₂: C, 65.21; H, 4.01; N, 10.14. Found: C, 65.18; H, 4.02; N, 10.08.

3,6-Dimethyl-1-(4-methylphenyl)-1H-pyrrolo[2,3-*b*]pyridine (10e): a yellow oil; R_f 0.15 (1:9 C₆H₆–hexane); IR (neat) 3038, 1603, 1516, 1429 cm⁻¹; ¹H NMR δ 2.34 (3H, d, J = 1.4 Hz), 2.39 (3H, s), 2.62 (3H, s), 6.97 (1H, d, J = 7.8 Hz), 7.19 (1H, q, J = 1.4 Hz), 7.28 (2H, d, J = 8.2 Hz), 7.67 (2H, d, J = 8.2 Hz), 7.77 (1H, d, J = 7.8 Hz); MS m/z 236 (M⁺, 100). Anal. Calcd for C₁₆H₁₆N₂: C, 81.32; H, 6.82; N, 11.85. Found: C, 81.35; H, 6.94; N, 11.65.

3-Ethyl-2,6-dimethyl-1-(4-methylphenyl)-1H-pyrrolo[2,3-*b*]pyridine (10f): a yellow oil; R_f 0.15 (1:9 Et₂O–hexane); IR (neat) 3038, 1603, 1516, 1427 cm⁻¹; ¹H NMR δ 1.25 (3H, t, J = 7.3 Hz), 2.22 (3H, s), 2.43 (3H, s), 2.52 (3H, s), 2.74 (2H, q, J = 7.3 Hz), 6.89 (1H, d, J = 8.2 Hz), 7.27 (2H, d, J = 8.2 Hz), 7.30 (2H, d, J = 8.2 Hz), 7.71 (1H, d, J = 8.2 Hz); ¹³C NMR δ 11.01, 15.42, 17.63, 21.19, 24.57, 112.43, 115.49, 117.85, 125.75, 128.18, 129.65, 131.78, 134.46, 137.03, 148.75, 150.97; MS m/z 264 (M⁺, 34), 249 (100). Anal. Calcd for C₁₈H₂₀N₂: C, 81.78; H, 7.63; N, 10.60. Found: C, 81.62; H, 7.83; N, 10.53.

1,3-Diphenyl-1*H*-pyrrolo[2,3-*b*]pyridine (10g): a yellow oil; R_f 0.16 (3:7 CH₂Cl₂–hexane); IR (neat) 3050, 1590, 1504, 1425 cm⁻¹; ¹H NMR δ 7.22 (1H, dd, $J = 7.8, 4.6$ Hz), 7.35 (1H, t, $J = 7.3$ Hz), 7.37 (1H, t, $J = 7.3$ Hz), 7.49 (2H, dd, $J = 7.8, 7.3$ Hz), 7.56 (2H, dd, $J = 7.8, 7.3$ Hz), 7.69 (2H, d, $J = 7.8$ Hz), 7.71 (1H, s), 7.81 (2H, dd, $J = 7.8, 0.9$ Hz), 8.28 (1H, dd, $J = 7.8, 1.4$ Hz), 8.43 (1H, dd, $J = 4.6, 1.4$ Hz); MS m/z 270 (M⁺, 100). Anal. Calcd for C₁₉H₁₄N₂: C, 84.42; H, 5.22; N, 10.36. Found: C, 84.46; H, 5.36; N, 10.09.

1-(4-Methoxyphenyl)-3-phenyl-1*H*-pyrrolo[2,3-*b*]pyridine (10h): a yellow solid; mp 133–135 °C (hexane–Et₂O); IR (KBr) 3045, 1603, 1589, 1518, 1433 cm⁻¹; ¹H NMR δ 3.88 (3H, s), 7.07 (2H, d, $J = 9.2$ Hz), 7.19 (1H, dd, $J = 7.8, 4.6$ Hz), 7.33 (1H, t, $J = 7.3$ Hz), 7.48 (2H, dd, $J = 7.8, 7.3$ Hz), 7.65 (2H, d, $J = 9.2$ Hz), 7.67 (1H, s), 7.68 (2H, d, $J = 7.8, 1.4$ Hz), 8.28 (1H, dd, $J = 7.8, 1.4$ Hz), 8.41 (1H, dd, $J = 4.6, 1.4$ Hz); ¹³C NMR δ 55.61, 114.67, 116.48, 116.84, 119.38, 125.27, 125.74, 126.47, 127.17, 128.27, 128.97, 131.31, 134.53, 143.95, 148.16, 158.29; MS m/z 300 (M⁺, 100). Anal. Calcd for C₂₀H₁₆N₂O: C, 79.98; H, 5.37; N, 9.33. Found: C, 79.92; H, 5.38; N, 9.11.

3-(4-Chlorophenyl)-1-phenyl-1*H*-pyrrolo[2,3-*b*]pyridine (10i): a pale-yellow solid; mp 125–127 °C (hexane–Et₂O); IR (KBr disk) 3047, 1595, 1541, 1503, 1489 cm⁻¹; ¹H NMR δ 7.23 (1H, dd, $J = 7.8, 4.6$ Hz), 7.37 (1H, tt, $J = 7.3, 1.4$ Hz), 7.45 (2H, d, $J = 8.7$ Hz), 7.55 (2H, dd, $J = 8.2, 7.3$ Hz), 7.61 (2H, d, $J = 8.7$ Hz), 7.67 (1H, s), 7.79 (2H, dd, $J = 8.2, 1.4$ Hz), 8.22 (1H, dd, $J = 7.8, 1.8$ Hz), 8.43 (1H, dd, $J = 4.6, 1.8$ Hz); MS m/z 304 (M⁺, 100). Anal. Calcd for C₁₉H₁₃ClN₂: C, 74.88; H, 4.30; N, 9.19. Found: C, 74.83; H, 4.31; N, 9.16.

1,3-Bis(4-chlorophenyl)-1*H*-pyrrolo[2,3-*b*]pyridine (10j): a pale-yellow solid; mp 186–189 °C (hexane–Et₂O); IR (KBr) 3044, 1589, 1545, 1499, 1489, 1431 cm⁻¹; ¹H NMR δ 7.23 (1H, dd, $J = 7.8, 4.6$ Hz), 7.45 (2H, d, $J = 8.7$ Hz), 7.51 (2H, d, $J = 8.7$ Hz), 7.60 (2H, d, $J = 8.7$ Hz), 7.64 (1H, s), 7.77 (2H, d, $J = 8.7$ Hz), 8.22 (1H, dd, $J = 7.8, 1.4$ Hz), 8.43 (1H, dd, $J = 4.6, 1.4$ Hz); ¹³C NMR δ 116.38, 117.45, 119.60, 124.42, 125.09, 128.27, 128.37, 129.18, 129.52, 132.08, 132.52, 132.60, 136.62, 144.26, 147.90; MS m/z 338 (M⁺, 100). Anal. Calcd for C₁₉H₁₂Cl₂N₂: C, 67.27; H, 3.57; N, 8.26. Found: C, 67.21; H, 3.69; N, 8.25.

1,3-Bis(4-chlorophenyl)-2-methyl-1*H*-pyrrolo[2,3-*b*]pyridine (10k): a pale-yellow solid; mp 184–186 °C (hexane); IR (KBr) 3047, 1593, 1551, 1491, 1423 cm⁻¹; ¹H NMR δ 2.37 (3H, s), 7.12 (1H, dd, $J = 7.8, 4.6$ Hz), 7.40 (2H, d, $J = 8.7$ Hz), 7.45 (2H, d, $J = 8.7$ Hz), 7.47 (2H, d, $J = 8.7$ Hz), 7.55 (2H, d, $J = 8.7$ Hz), 7.92 (1H, dd, $J = 7.8, 1.8$ Hz), 8.27 (1H, dd, $J = 4.6, 1.8$ Hz); MS m/z 352 (M⁺, 100). Anal. Calcd for C₂₀H₁₄Cl₂N₂: C, 68.00; H, 3.99; N, 7.93. Found: C, 67.71; H, 3.86; N, 7.72.

ACKNOWLEDGEMENTS

We thank Mrs. Miyuki Tanmatsu of this University for determining mass spectra and performing combustion analyses.

REFERENCES AND NOTES

1. K. Kobayashi, K. Miyamoto, T. Yamase, D. Nakamura, O. Morikawa, and H. Konishi, *Bull. Chem. Soc. Jpn.*, 2006, **79**, 1580.
2. (a) K. Mohammed and H. Hilmy, *Arch. Pharm. Pharm. Med. Chem.*, 2004, **337**, 15. (b) S.-J. Oh, K. C. Lee, S.-Y. Lee, E. K. Ryu, H. Saji, Y. S. Choe, D. Y. Chi, S. E. Kim, J. Lee, and B.-T. Kim, *Bioorg. Med. Chem.*, 2004, **12**, 5505. (c) S. Fonquerna, M. Miralprex, L. Pages, C. Puig, A. Cardus, F. Anton, D. Vilella, M. Aparici, J. Prieto, G. Warrellow, J. Beleta, and H. Ryder, *Bioorg. Med. Chem. Lett.*, 2005, **15**, 1165. (d) G. C. Bignan, K. Battista, P. J. Connolly, M. J. Orsini, J. Liu, S. A. Middleton, and A. B. Reitz, *Bioorg. Med. Chem. Lett.*, 2006, **16**, 3524. (e) S. Huang, R. Li, P. J. Connolly, S. Emanuel, and S. A. Middleton, *Bioorg. Med. Chem. Lett.*, 2006, **16**, 4818. (f) K. Aoki, T. Obata, Y. Yamazaki, Y. Mori, H. Hirokawa, J. Koseki, T. Hattori, K. Niitsu, S. Takeda, M. Aburada, and K. Miyamoto, *Chem. Pharm. Bull.*, 2007, **55**, 255. (g) R. H. Bahekar, H. R. Jain, A. Goel, D. N. Patel, V. M. Prajapati, A. A. Gupta, P. A. Jadav, and P. R. Patel, *Bioorg. Med. Chem.*, 2007, **15**, 3248. (h) T. G. M. Dhar, S. T. Wroblewski, S. Lin, J. A. Fyrch, D. S. Nirschl, Y. Fan, G. Todderud, S. Pitt, A. M. Doweyko, J. S. Sack, A. Mathur, M. McKinnon, J. C. Barrish, J. H. Dodd, G. L. Schieven, and K. Leftheris, *Bioorg. Med. Chem. Lett.*, 2007, **17**, 5019. (i) H. Elokda, D. Li, G. McFarlane, R. C. Bernotas, A. J. Robichaud, R. L. Magolda, G. Ming Zhang, D. Smith, and L. E. Schechter, *Bioorg. Med. Chem.*, 2007, **15**, 6208. (j) R. H. Bahekar, M. R. Jain, P. A. Jadav, V. M. Prajapati, D. N. Patel, A. A. Gupta, A. Sharma, R. Tom, D. Bandyopadhyaya, H. Modi, and P. R. Patel, *Bioorg. Med. Chem.*, 2007, **15**, 6782. (k) A. R. Stoit, A. P. den Hartog, H. Mons, S. van Schaik, N. Barkhuijsen, C. Stroomer, H. K. A. C. Coolen, J. Hendrick Reinders, T. J. P. Adolfs, M. van der Neut, H. Keizer, and C. G. Kruse, *Bioorg. Med. Chem. Lett.*, 2008, **18**, 188.
3. (a) A review; F. Popowycz, S. Routier, B. Joseph, and J.-Y. M  rour, *Tetrahedron*, 2007, **63**, 1031. (b) H. Schirok, *Synlett*, 2005, 1255. (c) B. Cottineau and D. F. O'Shea, *Tetrahedron Lett.*, 2005, **46**, 1935. (d) S. D. Debenham, A. Chan, K. Liu, K. Price, and H. B. Wood, *Tetrahedron Lett.*, 2005, **46**, 2283. (e) L. Nicolas, M. April, and M.-A. Joly, *Synthesis*, 2005, 2571. (f) P. J. Roy, C. Dufresne, N. Lachance, J.-P. Leclerc, M. Boisvert, Z. Wang, and Y. Leblanc, *Synthesis*, 2005, 2751. (g) X. Zheng and M. A. Kerr, *Org. Lett.*, 2006, **8**, 3777. (h) H. Schirok, *J. Org. Chem.*, 2006, **71**, 5538. (i) H. Schirok, S. Figueroa-P  rez, M. Thutewohl, H. Paulsen, W. Kroh, and D. Klewer, *Synthesis*, 2007, 251. (j) M. Carlos de Mattos, S. Alatorre-Santamaria, V. Gotor-Ferunandez, and V. Gotor, *Synthesis*, 2007, 2149. (k) Y.-Q. Fang, J. Yuen, and M. Lautens, *J. Org. Chem.*, 2007, **72**, 5152. (l) K. C. Majumdar and S. Mondal, *Tetrahedron Lett.*, 2007, **48**, 6951. (m) B. Cottineau and D. F. O'Shea, *Tetrahedron*, 2007, **63**, 10354. (n) J. Parcerisa, M. Romero, and M. Dolores Pujol, *Tetrahedron*, 2008, **64**, 500.
4. P. Meisel, E. Kretzschmar, and R. Bartsch, *Pharmazie*, 1984, **39**, 671.

5. E. Viriot, P. Boucly, and E. Samuel, *Nouv. J. Chim.*, 1986, **10**, 265.
6. T. Zawisza, W. Malinka, and T. Jakobiec, *Acta Pol. Pharm.*, 1981, **38**, 145.
7. J. M. Srinivasan, H. E. Burks, C. R. Smith, R. Viswanathan, and J. N. Johnston, *Synthesis*, 2005, 330.
8. F. Marsais, B. Laperdix, T. Guengoer, M. Mallet, and G. Queguiner, *J. Chem. Res., (S)*, 1982, 278.
9. T. Guengoer, F. Marsaia, and G. Queguiner, *J. Organomet. Chem.*, 1981, **215**, 139.