

HETEROCYCLES, Vol. 81, No. 3, 2010, pp. 689 - 698. © The Japan Institute of Heterocyclic Chemistry
Received, 31st October, 2009, Accepted, 7th January, 2010, Published online, 8th January, 2010
DOI: 10.3987/COM-09-11865

THE FIRST CERIUM (IV) AMMONIUM NITRATE (CAN)-CATALYZED FRIEDLÄNDER SYNTHESIS OF QUINOLINES IN IONIC LIQUID

Rei-Sheu Hou,^{a,*} Huey-Min Wang,^a Iou-Jiun Kang,^b Hau-Dung Du,^c and Ling-Ching Chen^{c,*}

^a Chung Hwa University of Medical Technology, Tainan 717, Taiwan, R.O.C

^b Division of Biotechnology and Pharmaceutical Research, National Health Research Institutes, Miaoli County 350, Taiwan, R.O.C.

^c Graduate Institute of Pharmaceutical Sciences, College of Pharmacy, Kaohsiung Medical University, Kaohsiung 807, Taiwan, R.O.C.

E-mail: m715003@cc.kmu.edu.tw

Abstract - A mild and efficient route for the synthesis of quinolines and polycyclic quinolines utilizing cerium (IV) ammonium nitrate (CAN) as a novel catalyst *via* Friedländer annulation in ionic liquid 1-*n*-butyl-3-methylimidazolium hexafluorophosphate [Bmim][PF₆] under mild conditions was described.

Quinoline derivatives have been well known not only in medicinal chemistry, because of their wide occurrence in natural products¹ and drugs,² but also in polymer chemistry, electronics and optoelectronics for their excellent mechanical properties.³ Versatile methods for the synthesis of the quinoline ring system have been developed.⁴

Friedländer annulation is one of the most simple and straightforward approaches for the synthesis of quinoline derivatives. Friedländer synthesis can be catalysed by strong acids or bases, and may take place without a catalyst at high temperature. Brønsted acids like hydrochloric acid, sulfuric acid, *p*-toluenesulfonic acid and phosphoric acid were widely used as catalysts. However, many of these methods require harsh reaction conditions and lead to several side reactions. Recently, Lewis acids such as ZnCl₂, SnCl₂, Bi(OTf)₃, Sc(OTf)₃, silver phosphotungstate, sodium fluoride, AuCl₃⁵ have been reported to be effective for the synthesis of quinolines. However, many of these procedures suffered from harsh reaction conditions, low yields, difficulties in work up, and the use of stoichiometric and/or relatively expensive reagents. Furthermore, the synthesis of quinolines in general have been carried out in polar solvents such as acetonitrile, THF, DMF and DMSO leading to complex isolation and recovery procedures. Since quinoline derivatives are increasingly useful and important in pharmaceuticals and industry, the development of simple, efficient and eco-benign protocol is still desirable.

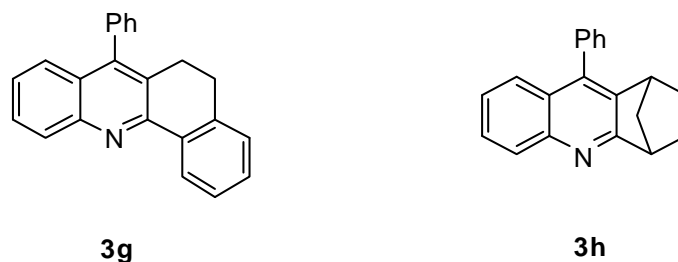


Figure 1

The products were characterized by ^1H , ^{13}C NMR, IR and mass spectroscopic data. This method is clean and free from side reactions such as self-condensation of ketones which are normally observed under basic conditions. Unlike reported methods, the present protocol does not require high temperature or drastic conditions to produce quinoline derivatives. Furthermore, the condensation of 2-aminobenzophenone (**1a**) with ethyl acetoacetate (**2a**) in the presence of concd H_2SO_4 afforded the quinoline product in only 65% yield (entry 1).

In conclusion, we have demonstrated a simple and efficient procedure for the synthesis of quinolines, including polycyclic quinolines, using CAN as catalyst. The significant features of this method include operational simplicity, improved reaction rates, high yields of products and avoidance of the use of hazardous acids or bases.

ACKNOWLEDGEMENT

We gratefully acknowledge the National Council Science of Republic of China for financial support of this work.

EXPERIMENTAL

All melting points are uncorrected. The IR spectra were recorded on a Shimadzu IR-27 G spectrophotometer. ^1H NMR and ^{13}C NMR spectra were recorded on a Varian Unity Plus 400 MHz. Chemical shifts (δ) were measured in ppm with respect to TMS. MS were obtained on a JEOL JMS D-300 instrument

General procedure for the preparation quinoline (**3**)

A mixture of 2-aminobenzophenone (1.0 mmol), ketone (1.3 mmol) and CAN (0.05 mmol) in [Bmim][PF₆] (2 mL) ionic liquid was stirred at 60 °C for 30 min to complete the reaction. Subsequently, the reaction mixture was extracted with EtOAc. The extract was dried (MgSO_4) and concentrated under reduced pressure and the residue was purified by chromatography on a silica gel column with hexane-EtOAc (3 : 1) to give quinoline (**3**). The remaining ionic liquid was dried at 80 °C under reduced pressure and reused in subsequent runs.

Table 1. CAN Catalyzed Friedländer Synthesis of Quinolines in [Bmim][PF₆].

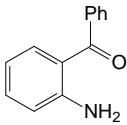
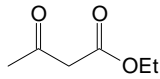
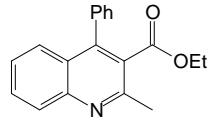
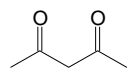
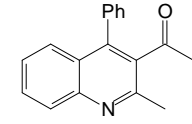
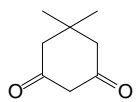
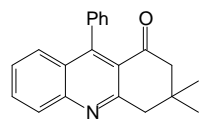
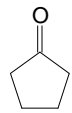
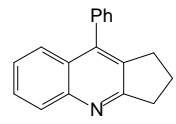
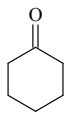
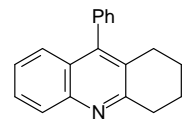
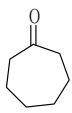
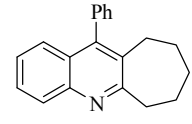
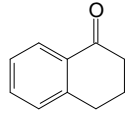
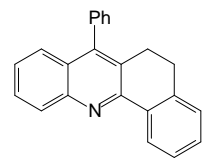

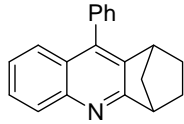
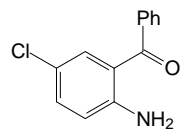
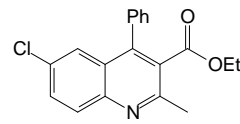
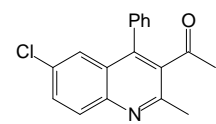
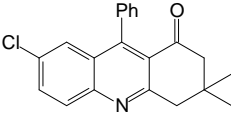
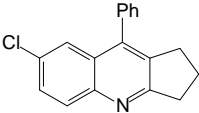
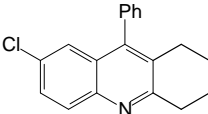
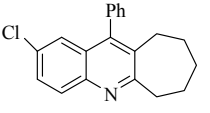
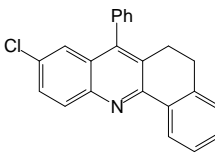
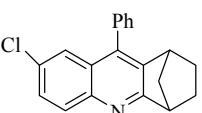
Entry	2-Aminoketone 1	Ketone 2	Quinoline 3	Yield (%)
1	 1a	 2a	 3a	92
2	1a	 2b	 3b	90
3	1a	 2c	 3c	86
4	1a	 2d	 3d	85
5	1a	 2e	 3e	84
6	1a	 2f	 3f	87
7	1a	 2g	 3g	86
8	1a	 2h	 3h	91
9	 1b	2a	 3i	87
10	1b	2b	 3j	88

Table 1 (Continued)

Entry	2-Aminoketone 1	Ketone 2	Quinoline 3	Yield (%)
11	1b	2c	 3k	85
12	1b	2d	 3l	83
13	1b	2e	 3m	85
14	1b	2f	 3n	88
15	1b	2g	 3o	87
16	1b	2h	 3p	90

Ethyl 2-methyl-4-phenylquinoline-3-carboxylate (3a)

Mp 99-100 °C (Lit.,⁹ 99-100 °C). IR (KBr) ν : 3060, 2927, 1710 cm^{-1} . ^1H NMR (CDCl_3 , 400 MHz) δ : 0.91 (t, $J = 7.3$ Hz, 3H), 2.76 (s, 3H), 4.00-4.10 (m, 2H), 7.31-7.46 (m, 6H), 7.54 (d, $J = 8.4$ Hz, 1H), 7.67 (t, $J = 8.4$ Hz, 1H), 8.04 (d, $J = 8.4$ Hz, 1H). ^{13}C NMR (CDCl_3 , 100 MHz) δ : 13.4, 23.6, 61.1, 124.9, 126.2, 128.0, 128.3, 128.6, 129.2, 130.1, 135.5, 146.1, 147.5, 154.4, 168.2. EI-MS m/z : 291 (M^+), 246, 245, 218.

1-(2-Methyl-4-phenylquinolin-3-yl)ethanone (3b)

Mp 114-115 °C (Lit.,⁹ 111-112 °C). IR (KBr) ν : 3062, 2907, 1696 cm^{-1} . ^1H NMR (CDCl_3 , 400 MHz) δ : 1.95 (s, 3H), 2.66 (s, 3H), 7.30-7.32 (m, 2H), 7.30-7.39 (m, 1H), 7.44-7.48 (m, 3H), 7.57 (dd, $J = 0.8, 8.4$

Hz, 1H), 7.63-7.68 (m, 1H), 8.03 (d, $J = 8.4$ Hz, 1H). ^{13}C NMR (CDCl_3 , 100 MHz) δ : 23.7, 31.7, 124.8, 125.9, 126.3, 128.5, 128.6, 128.8, 129.8, 129.9, 134.6, 135.0, 143.7, 147.3, 153.3, 205.5. EI-MS m/z : 261 (M^+), 246, 218, 176.

3,3-Dimethyl-9-phenyl-3,4-dihydro-2H-acridin-1-one (3c)

Mp 191 °C (Lit.,⁹ 195 °C). IR (KBr) ν : 3065, 2868, 1682 cm^{-1} . ^1H NMR (CDCl_3 , 400 MHz) δ : 1.15 (s, 6H), 2.55 (s, 2H), 3.26 (s, 2H), 7.16-7.19 (m, 2H), 7.36-7.39 (m, 1H), 7.44-7.51 (m, 4H), 7.71-7.75 (m, 1H), 8.06 (d, $J = 8.4$ Hz, 1H). ^{13}C NMR (CDCl_3 , 100 MHz) δ : 28.2, 32.1, 48.2, 54.0, 122.5, 126.3, 127.2, 127.3, 127.9, 128.0, 128.1, 128.3, 131.5, 137.4, 148.8, 150.8, 160.9, 197.7. EI-MS m/z : 301 (M^+), 300, 272, 245, 217, 189.

2,3-Dihydro-9-phenyl-1H-cyclopenta[b]quinoline (3d)

Mp 131-132 °C (Lit.,¹⁰ 130 °C). IR (KBr) ν : 3058, 2923, 1569, 1485, 831 cm^{-1} . ^1H NMR (CDCl_3 , 400 MHz) δ : 2.15-2.19 (m, 2H), 2.91 (t, $J = 7.2$ Hz, 2H), 3.24 (t, $J = 7.6$ Hz, 2H), 7.35-7.41 (m, 3H), 7.47-7.54 (m, 3H), 7.60-7.64 (m, 2H), 8.06-8.08 (m, 1H). ^{13}C NMR (CDCl_3 , 100 MHz) δ : 23.5, 30.3, 35.1, 125.4, 125.6, 126.2, 128.2, 128.4, 129.2, 133.6, 136.7, 142.6, 147.9, 167.4. EI-MS m/z : 245 (M^+), 244, 217, 168.

9-Phenyl-1,2,3,4-tetrahydroacridine(3e)

Mp 137 °C (Lit.,¹⁰ 138 °C). IR (KBr) ν : 3061, 2940, 2860, 1570, 1485, 1440, 1220, 765, 705 cm^{-1} . ^1H NMR (CDCl_3 , 400 MHz) δ : 1.75-1.81 (m, 2H), 1.93-1.99 (m, 2H), 2.59 (t, $J = 6.8$ Hz, 2H), 3.18 (t, $J = 6.8$ Hz, 2H), 7.20-7.35 (m, 4H), 7.46-7.55 (m, 3H), 7.63-7.65 (m, 1H), 8.17 (d, $J = 8.4$ Hz, 1H). ^{13}C NMR (CDCl_3 , 100 MHz) δ : 22.4, 22.7, 27.8, 33.3, 125.8, 125.8, 126.6, 127.1, 127.9, 128.6, 128.8, 129.0, 136.5, 144.6, 147.9, 158.5. EI-MS m/z : 259 (M^+), 244, 230, 217, 202, 189, 121.

11-Phenyl-7,8,9,10-tetrahydro-6H-cyclohepta[b]quinoline (3f)

Mp 109-110 °C (Lit.,¹¹ 105-107 °C). IR (KBr) ν : 3054, 2927, 2851, 1571, 1485, 1443, 1196, 762, 708 cm^{-1} . ^1H NMR (CDCl_3 , 400 MHz) δ : 1.61 (s, 2H), 1.86 (d, $J = 2.4$ Hz, 4H), 2.72 (t, $J = 5.6$ Hz, 2H), 3.38 (d, $J = 3.6$ Hz, 2H), 7.22-7.23 (m, 2H), 7.23-7.38 (m, 2H), 7.46-7.52 (m, 3H), 7.63 (t, $J = 8.0$ Hz, 1H), 8.22 (d, $J = 8.4$ Hz, 1H). ^{13}C NMR (CDCl_3 , 100 MHz) δ : 26.7, 28.1, 30.5, 31.6, 38.9, 126.0, 126.3, 126.8, 127.2, 128.4, 128.8, 129.1, 134.1, 136.9, 143.9, 146.9, 164.1. EI-MS m/z : 273 (M^+), 272, 258, 244, 231, 230.

5,6-Dihydro-7-phenylbenzo[*c*]acridine (3g)

Mp 143-145 °C (Lit.,¹² 148-149 °C). IR (KBr) ν : 3057, 2924, 1574, 14484, 696 cm^{-1} . ¹H NMR (CDCl₃, 400 MHz) δ : 2.86-2.89 (m, 4H), 7.11-7.72 (m, 11H), 8.20 (d, J = 8.4 Hz, 1H), 8.63 (dd, J = 1.2, 7.6 Hz, 1H). ¹³C NMR (CDCl₃, 100 MHz) δ : 26.4, 28.2, 125.9, 126.0, 126.3, 127.2, 127.4, 127.8, 128.0, 128.4, 128.5, 128.9, 129.5, 129.6, 130.2, 135.0, 136.9, 137.5, 139.2, 147.1, 153.0. EI-MS m/z : 307 (M⁺), 306, 305, 230, 152.

9-Phenyl-1,2,3,4-tetrahydro-1,4-methano-acridine (3h)

Mp 142 °C (Lit.,¹³ 143-143.5 °C). IR (KBr) ν : 3062, 2951, 2869, 1578, 758, 705 cm^{-1} . ¹H NMR (CDCl₃, 400 MHz) δ : 1.26-1.40 (m, 1H), 1.50-1.58 (m, 1H), 1.67 (td, J = 2.0, 12.4 Hz, 1H), 1.92-2.14 (m, 3H), 3.39 (dd, J = 1.2, 4.8 Hz, 1H), 3.59 (dd, J = 1.6, 4.0 Hz, 1H), 7.33-7.69 (m, 8H), 8.07 (d, J = 10.0 Hz, 1H). ¹³C NMR (CDCl₃, 100 MHz) δ : 25.7, 27.4, 40.8, 45.8, 46.5, 125.2, 125.7, 126.4, 127.7, 127.8, 128.3, 128.8, 129.4, 129.8, 135.9, 137.8, 138.1, 146.7, 169.9. EI-MS m/z : 272 (M⁺¹), 271 (M⁺), 243, 242, 241.

Ethyl 6-chloro-2-methyl-4-phenylquinoline-3-carboxylate (3i)

Mp 102-105 °C (Lit.,¹⁰ 108 °C). IR (KBr) ν : 3075, 2926, 1715 cm^{-1} . ¹H NMR (CDCl₃, 400 MHz) δ : 0.85 (t, J = 7.2 Hz, 3H), 2.69 (s, 3H), 3.98 (q, J = 7.2 Hz, 2H), 7.25-7.45 (m, 6H), 7.51 (dd, J = 2.4, 8.8 Hz, 1H), 7.88 (d, J = 8.8 Hz, 1H). ¹³C NMR (CDCl₃, 100 MHz) δ : 13.3, 23.4, 61.1, 124.8, 125.5, 128.1, 128.3, 128.4, 129.0, 130.2, 130.7, 132.0, 134.7, 145.0, 145.7, 154.6, 167.7.

EI-MS m/z : 327 (M⁺²), 325 (M⁺), 280, 217, 216.

1-(6-Chloro-2-methyl-4-phenylquinolin-3-yl)ethanone (3j)

Mp 155-156 °C (Lit.,¹⁰ 154 °C). IR (KBr) ν : 3049, 2925, 1699 cm^{-1} . ¹H NMR (CDCl₃, 400 MHz) δ : 1.97 (s, 3H), 2.65 (s, 3H), 7.29-7.31 (m, 2H), 7.48-7.54 (m, 4H), 7.59-7.62 (m, 1H), 7.97 (d, J = 9.2 Hz, 1H). ¹³C NMR (CDCl₃, 100 MHz) δ : 23.7, 31.7, 124.8, 125.7, 128.8, 129.1, 129.8, 130.4, 130.8, 132.3, 134.3, 135.4, 142.9, 145.7, 153.8, 205.1. EI-MS m/z : 297 (M⁺²), 295 (M⁺), 280, 217, 176.

7-Chloro-3,3-dimethyl-9-phenyl-3,4-dihydro-2H-acridin-1-one (3k)

Mp 209-211 °C (Lit.,¹⁰ 209-211 °C). IR (KBr) ν : 3071, 2946, 1693 cm^{-1} . ¹H NMR (CDCl₃, 400 MHz) δ : 1.15 (s, 6H), 2.57 (s, 2H), 3.25 (s, 2H), 7.14-7.17 (m, 2H), 7.28 (d, J = 2.4 Hz, 1H), 7.42-7.55 (m, 3H), 7.69 (dd, J = 2.4, 9.0 Hz, 1H), 8.00 (d, J = 8.8 Hz, 1H). ¹³C NMR (CDCl₃, 100 MHz) δ : 28.3, 32.2, 48.2, 54.1, 123.2, 126.7, 127.8, 127.9, 128.2, 128.3, 130.1, 132.4, 132.5, 136.7, 147.3, 150.1, 161.4, 197.6. EI-MS m/z : 337 (M⁺²), 335 (M⁺), 334, 306, 279, 216 189.

7-Chloro-2,3-dihydro-9-phenyl-1*H*-cyclopenta[*b*]quinoline (3l)

Mp 103-104 °C (Lit.,¹⁴ 105 °C). IR (KBr) ν : 3038, 2923, 1601, 1483, 828 cm^{-1} . ¹H NMR (CDCl₃, 400 MHz) δ : 2.17 (m, 2H), 2.89 (t, $J = 7.6$ Hz, 2H), 3.22 (t, $J = 7.6$ Hz, 2H), 7.32-7.35 (m, 2H), 7.46-7.58 (m, 5H), 7.99 (d, $J = 8.8$ Hz, 1H). ¹³C NMR (CDCl₃, 100 MHz) δ : 23.4, 30.3, 35.1, 124.5, 127.0, 128.2, 128.7, 128.9, 129.1, 130.3, 131.2, 1134.6, 136.0, 141.8, 146.3, 167.8. EI-MS m/z : 281 (M^{+2}), 279 (M^{+}), 246, 244.

7-Chloro-9-phenyl-1,2,3,4-tetrahydroacridine (3m)

Mp 163 °C (Lit.,¹⁴ 163 °C). IR (KBr) ν : 3060, 2944, 1604, 1572, 1481, 1215, 703 cm^{-1} . ¹H NMR (CDCl₃, 400 MHz) δ : 1.78-1.82 (m, 2H), 1.94-1.98 (m, 2H), 2.61 (t, $J = 6.4$ Hz, 2H), 3.29 (t, $J = 6.4$ Hz, 2H), 7.22-7.35 (m, 4H), 7.46-7.65 (m, 3H), 7.94 (d, $J = 8.8$ Hz, 1H). ¹³C NMR (CDCl₃, 100 MHz) δ : 22.8, 28.0, 34.1, 124.4, 127.3, 128.0, 128.7, 128.9, 129.1, 129.4, 130.0, 131.0, 136.3, 144.6, 145.6, 129.4. EI-MS m/z : 295 (M^{+2}), 293 (M^{+}), 278, 258, 230, 189, 120, 89.

2-Chloro-11-phenyl-7,8,9,10-tetrahydro-6*H*-cyclohepta[*b*]quinoline (3n)

Mp 190-192 °C (Lit.,¹⁵ 193-195 °C). IR (KBr) ν : 3053, 2925, 2855, 1572, 1479, 1441, 1195, 770, 706 cm^{-1} . ¹H NMR (CDCl₃, 400 MHz) δ : 1.61 (s, 2H), 1.86 (s, 4H), 2.71 (t, $J = 4.8$ Hz, 2H), 3.36 (s, 2H), 7.21 (d, $J = 6.4$ Hz, 2H), 7.27 (d, $J = 1.2$ Hz, 1H), 7.50-7.68 (m, 4H), 8.15 (d, $J = 8.8$ Hz, 1H). ¹³C NMR (CDCl₃, 100 MHz) δ : 26.6, 28.0, 30.5, 31.6, 38.8, 125.1, 127.6, 128.1, 128.6, 128.9, 129.0, 129.6, 131.9, 135.1, 136.1, 142.4, 146.1, 164.5. EI-MS m/z : 309, 307 (M^{+}), 292, , 278, 253, 241, 216.

9-Chloro-5,6-dihydro-7-phenylbenzo[*c*]acridine (3o)

Mp 134-136 °C (Lit.,¹⁴ 130 °C). IR (KBr) ν : 3052, 2935, 1600, 1479, 698 cm^{-1} . ¹H NMR (CDCl₃, 400 MHz) δ : 2.81-2.90 (m, 4H), 7.24-7.59 (m, 10H), 8.11 (d, $J = 8.8$ Hz, 1H), 8.59 (dd, $J = 1.2, 7.6$ Hz, 1H). ¹³C NMR (CDCl₃, 100 MHz) δ : 26.5, 28.1, 124.8, 126.3, 127.3, 127.7, 127.9, 128.2, 128.7, 129.0, 128.3, 129.4, 129.8, 131.1, 131.6, 134.7, 136.1, 139.2, 144.5, 145.5, 153.3. EI-MS m/z : 343 (M^{+2}), 341 (M^{+}), 304, 152.

7-Chloro-9-phenyl-1,2,3,4-tetrahydro-1,4-methanoacridine (3p)

Mp 144-145 °C. IR (KBr) ν : 3054, 2965, 2872, 1575, 759, 701 cm^{-1} . ¹H NMR (CDCl₃, 400 MHz) δ : 1.32-1.40 (m, 1H), 1.49-1.58 (m, 1H), 1.69 (td, $J = 1.2, 12.4$ Hz, 1H), 1.92-2.15 (m, 3H), 3.39 (dd, $J = 1.2, 5.0$ Hz, 1H), 3.58 (dd, $J = 1.2, 4.8$ Hz, 1H), 7.34-7.58 (m, 6H), 7.63 (d, $J = 3.2$ Hz, 1H), 7.99 (d, $J = 12.0$

Hz, 1H). ^{13}C NMR (CDCl_3 , 100 MHz) δ : 25.7, 27.4, 40.9, 45.8, 46.4, 124.6, 127.3, 128.1, 128.5, 129.3, 129.7, 130.3, 131.0, 135.3, 137.3, 138.6, 145.2, 170.3. EI-MS m/z : 307 ($\text{M}^+ + 2$), 306 ($\text{M}^+ + 1$), 305 (M^+), 277, 243, 241. Anal. Calcd for $\text{C}_{20}\text{H}_{16}\text{ClN}$ (305.10): C, 78.55; H, 5.27; N, 4.58. Found: C, 78.75; H, 5.12; N, 4.42.

REFERENCES

1. Y. Morimoto, F. Matsuda, and H. Shirahama, *Synlett*, 1991, 201; J. P. Michael, *Nat. Prod. Rep.*, 1997, **14**, 605.
2. D. G. Markees, V. C. Dewey, and G. W. Kidder, *J. Med. Chem.*, 1970, **13**, 324; S. F. Campbell, J. D. Hardstone, and M. J. Palmer, *J. Med. Chem.*, 1988, **31**, 1031.
3. S. A. Jenekhe, L. Lu, and M. M. Alam, *Macromolecules*, 2001, **34**, 7315; A. K. Agrawal and S. A. Jenekhe, *Chem. Mater.* 1993, **5**, 633; G. Jegou and S. A. Jenekhe, *Macromolecules*, 2001, **34**, 7926.
4. S. Dumouchel, F. Mongin, F. Tr'ecourt, and G. Gu'eguiner, *Tetrahedron Lett.*, 2003, **44**, 2033; M. Arisawa, C. Theeraladanon, A. Nishida, and M. Nakagawa, *Tetrahedron Lett.*, 2001, **42**, 8029; C. S. Cho, J. S. Kim, B. H. Oh, T. J. Kim, S. C. Shim, and N. S. Yoon, *Tetrahedron*, 2000, **56**, 7747.
5. L. Streckowski and A. Czamy, *J. Fluoresc. Chem.*, 2000, **104**, 281; Y. Z. Hu, G. Zang, and R. P. Thummel, *Org. Lett.*, 2003, **5**, 2251; A. Arcadi, M. Chiarini, S. Di Giuseppe, and F. Marinelli, *Synlett*, 2003, 203; B. R. McNaughton and B. L. Miller, *Org. Lett.*, 2003, **5**, 4257; J. S. Yadav, B. V. Reddy, and K. Premlatha, *Synthesis*, 2004, 963; J. S. Yadav, B. V. S. Reddy, P. Sreedhar, R. S. Rao, and K. Nagaiah, *Synthesis*, 2004, 2381; K. Mogilaiah and C. S. Reddy, *Synth. Commun.*, 2003, 3131; A. Walser, T. Flyll, and R. I. Fryer, *J. Heterocycl. Chem.*, 1975, **12**, 737; S. K. De and R. A. Gibbs, *Tetrahedron. Lett.*, 2005, **46**, 1647; P. Arumugam, G. Karthikeyan, R. Atchudan, D. Muralidharan, and P. T. Perumal, *Chem. Lett.*, 2005, **34**, 314.
6. T. Welton, *Chem. Rev.*, 1999, **99**, 2071; P. Wasserscheid and W. Keim, *Angew. Chem. Int. Ed.*, 2000, **39**, 3773.
7. S. Zhang, Q. Zhang, and Z. C. Zhang, *Ind. Eng. Chem. Res.*, 2004, **43**, 614; J. Esser, P. Wasserscheid, and A. Jess, *Green Chem.*, 2004, **6**, 316; Y. Wang, H. Li, C. Wang, and H. Jiang, *Chem. Commun.*, 2004, 1938; S. Gmouh, H. Yang, and M. Vaultier, *Org. Lett.*, 2003, **5**, 3365.
8. V. Nair, T. D. Suja, and M. Kishor, *Tetrahedron Lett.*, 2005, **46**, 3217; C. Xi, Y. Jiang, and X. Yang, *Tetrahedron Lett.*, 2005, **46**, 3909; V. Nair, L. Balagopal, R. Rajan, and J. Mathew, *Acc. Chem. Res.*, 2004, **37**, 21; V. Nair, J. Mathew, and J. Prabhakaran, *Chem. Soc. Rev.*, 1997, 127; J. R. Hwu and K. Y. King, *Curr. Sci.*, 2001, **8**, 1043; T. L. Ho, *Synthesis*, 1973, 347; T. L. Ho, *Organic Synthesis by Oxidation with Metal Compounds*, Plenum, New York, 1986; T. Imamoto, *Lanthanide Reagents in*

Organic Synthesis, Academic, London, 1994, p. 119.

9. S. B. Ahmad, S. M. Ebrahim, and B. Zahra, *Monat. Chem.*, 2006, **137**, 181.
10. J. S. Yadav, B. V. S. Reddy, and K. Premalatha, *Synlett*, 2004, 963.
11. H. M. Mack, E. A. Davis, B. Kadkhodayan, R. A. Taylor, D. C. Duncan, and C. F. Beam, *J. Heterocycl. Chem.*, 1987, **24**, 1733.
12. D. J. Park, T. D. Fulmer, and C. F. Beam, *J. Heterocycl. Chem.*, 1981, **18**, 649.
13. G. Kempter, D. Heilmann, and M. Muhlstadt, *J. Prakt. Chem.*, 1972, **314**, 543.
14. S. S. Palimkar, S. A. Siddiqui, T. Daniel, R. J. Lahoti, and K. V. Srinivasan, *J. Org. Chem.*, 2003, **68**, 9371.
15. G. C. Muscia, M. Bollini, J. P. Carnevale, A. M. Bruno, and S. E. Asis, *Tetrahedron Lett.*, 2006, **47**, 8811.