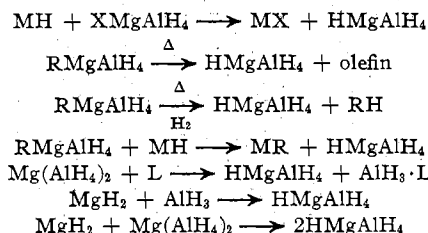


Concerning the Existence of Hydridomagnesium Aluminohydride (HMgAlH₄) and Hydridomagnesium Borohydride (HMgBH₄)

By E. C. ASHBY* AND R. D. SCHWARTZ

Received July 6, 1971

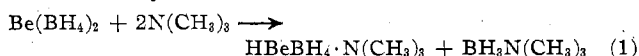
Seven methods for the preparation of HMgAlH₄ and HMgBH₄ have been investigated



In all of these reactions a mixture of MgH₂ and Mg(AlH₄)₂ or Mg(BH₄)₂ was isolated rather than the expected HMgAlH₄ or HMgBH₄. The conclusion from this work is that HMgAlH₄ and HMgBH₄ disproportionate to MgH₂ and MgAlH₄ or MgBH₄. Borane and alane extraction of complex magnesium borohydrides and aluminohydrides with sodium and lithium hydride have been shown to be general reactions. Other important observations concerning fundamental transformations in hydride chemistry are reported.

Introduction

The preparation of compounds of the types HMgBH₄ and HMgAlH₄ have been investigated previously. In 1940 Burg and Schlesinger¹ reported the preparation of HBeBH₄·N(CH₃)₃ by borane extraction of Be(BH₄)₂ with trimethylamine



In 1951 Schlesinger² and coworkers reported that the addition of diethylmagnesium to a large excess of lithium aluminum hydride in diethyl ether followed by addition of benzene resulted in the precipitation of a solid with the empirical formula HMgAlH₄. Unfortunately, the compound was not characterized



further. A recent reinvestigation³ of reaction 2 has shown that HMgAlH₄ is not produced in this reaction.

In this paper we wish to report our attempts to prepare and characterize HMgAlH₄ and HMgBH₄.

Experimental Section

All operations were carried out either in a nitrogen-filled glove box equipped with a recirculating system to remove oxygen and water⁴ or at the bench using typical Schlenk-tube techniques. All glassware was flash flamed and flushed with nitrogen prior to use.

Instrumentation.—Infrared spectra were obtained in cesium iodide cells using a Perkin-Elmer Model 621 high-resolution infrared spectrophotometer. X-Ray powder diffraction patterns were obtained using a Debye-Scherrer camera of 114.6-mm diameter using Cu Kα (1.540 Å) radiation with a nickel filter. Single-walled capillaries of 0.5-mm diameter were used. These were filled in the drybox and sealed with a microburner.

Reagents.—Tetrahydrofuran and benzene (Fisher Certified reagent) were distilled over sodium aluminum hydride immediately prior to use. Diethyl ether (Fisher Certified reagent) was distilled over lithium aluminum hydride immediately prior to use.

Mercuric halides (Baker Analyzed) were dried under vacuum and used without further purification. Triply sublimed mag-

nesium was obtained from the Dow Chemical Co. It was washed with diethyl ether and dried under vacuum prior to use.

Lithium and sodium aluminum hydride, sodium hydride (57% suspension in mineral oil), and sodium borohydride were obtained from Ventron Metal Hydrides Division.

Magnesium aluminum hydride, chloromagnesium aluminum hydride, iodomagnesium aluminum hydride, and magnesium halide were prepared as described previously.⁵

Analytical Procedures.—Halogen analysis was carried out by the Volhard method. Aluminum and magnesium analyses were carried out by titration with EDTA. Magnesium analysis in the presence of aluminum was carried out by masking the aluminum with triethanolamine. Lithium analysis was carried out by flame photometry. Hydridic hydrogen was analyzed by hydrolyzing a weighed sample of the compound on a high vacuum line and transferring the gas to a calibrated bulb *via* a Toepler pump after passing the gas through a liquid nitrogen trap.

Preparation of Lithium Hydride.—Lithium hydride was prepared as described previously.⁶ The solid, obtained as a slurry in pentane, gave a lithium to hydrogen ratio of 1.00:1.00.

Preparation of (n-C₄H₉)₃SnH.—Tri-*n*-butyltin hydride was prepared as described previously.⁷ The compound was distilled at 70° (6 mm). The infrared spectrum of the neat compound showed an absorption at 1810 cm⁻¹ characteristic of tri-*n*-butyltin hydride.

Preparation of ClMgBH₄.—Chloromagnesium borohydride was prepared as described previously.⁸ Analysis of the product in solution showed a Mg:Cl ratio of 1.00:1.04. The infrared spectrum in THF showed B-H absorptions at 2380 and 2175 cm⁻¹.

Preparation of C₂H₅MgBH₄ and sec-C₄H₉MgBH₄.—Ethylmagnesium borohydride was prepared as described previously.⁵ *sec*-Butylmagnesium borohydride was prepared in a similar fashion. Analysis of the latter product in solution showed a Mg:Cl ratio of 1.0:0.02. The infrared spectrum of the solution showed bands at 2420, 2220, and 535 cm⁻¹.

Preparation of HMgAlH₃(C₂H₅) and HMgAlH₃(n-C₄H₉).—These compounds were prepared exactly as described previously.⁹

Attempts to Prepare HMgAlH₄ and HMgBH₄.—As indicated by the Results and Discussion section, numerous attempts were made to prepare HMgAlH₄ and HMgBH₄ by a variety of methods. Only a few examples are provided here in order to represent the type of experimental approach taken to evaluate the methods.

Reaction of Sodium Hydride and ClMgAlH₄ in Tetrahydrofuran.—To 50 ml of chloromagnesium aluminum hydride in

(1) A. B. Burg and H. I. Schlesinger, *J. Amer. Chem. Soc.*, **62**, 3425 (1940).

(2) G. B. Barbaras, C. Dillard, A. E. Finholt, T. Wartik, K. E. Wilbach, and H. I. Schlesinger, *J. Amer. Chem. Soc.*, **73**, 4585 (1951).

(3) E. C. Ashby and R. G. Beach, *Inorg. Chem.*, **9**, 2300 (1970).

(4) T. L. Brown, D. W. Dickerhoof, D. A. Bafus, and G. L. Morgan, *Rev. Sci. Instrum.*, **33**, 491 (1962).

(5) E. C. Ashby, R. D. Schwartz, and B. D. James, *Inorg. Chem.*, **9**, 325 (1970).

(6) E. C. Ashby and R. D. Schwartz, *ibid.*, **10**, 355 (1971).

(7) W. P. Neumann, *Angew. Chem., Int. Ed. Engl.*, **2**, 165 (1963).

(8) W. E. Becker and E. C. Ashby, *Inorg. Chem.*, **4**, 1816 (1965).

(9) E. C. Ashby and R. D. Schwartz, *ibid.*, **11**, 919 (1972).

THF (0.2056 *M*) was added 454.5 mg of sodium hydride (57% dispersion in mineral oil). The solution was stirred for 2 days. The solution was then filtered and the filtrate gave on analysis a Cl:Mg:Al ratio of 0.0:1.0:1.88. From the filtration was isolated 1.96 g of solid. The infrared spectrum of the solid gave bands at 1725, 1025, 975, 790, and 745 cm^{-1} . The X-ray powder pattern of the solid gave lines corresponding to sodium chloride, magnesium aluminum hydride, and magnesium hydride.

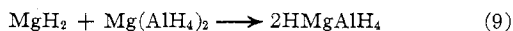
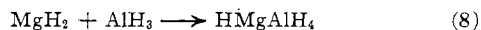
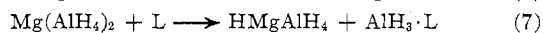
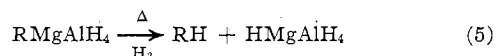
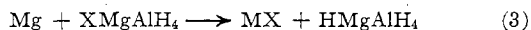
Reaction of Sodium Hydride and ClMgBH_4 in Tetrahydrofuran.—To 45 ml of chloromagnesium borohydride in THF (0.4887 *M*) was added 1.925 g of sodium hydride (57% dispersion in mineral oil). The solution was stirred for 2 days and then filtered. The infrared spectrum of the filtrate showed no bands other than those assigned to THF. The X-ray powder pattern of the solid resulting from the filtration gave lines corresponding to sodium chloride, sodium borohydride, and magnesium hydride. The infrared spectrum of the solid gave bands corresponding to sodium borohydride and magnesium hydride.

Reaction of ClMgAlH_4 and Sodium Hydride in Tetrahydrofuran in the Presence of *N,N,N',N'*-Tetramethylethylenediamine.—To 75 ml of chloromagnesium aluminum hydride in tetrahydrofuran (0.2345 *M*) were added 11 ml of TMED and 739.6 mg of sodium hydride (57% in mineral oil). The solution was stirred for 2 days and then filtered. The analysis of the filtrate gave a Mg:Al:Cl ratio of 0.81:1.1:0.5. This represented about 70% reaction. The infrared spectrum of the solution after filtration had a band at 1715 cm^{-1} corresponding to the Al-H stretching band in chloromagnesium aluminum hydride. The solid obtained from filtration exhibited bands at 1725, 1665, 1025, 1010, 940 (B), 870, 790, 760, and 590 cm^{-1} . The X-ray powder pattern of the solid showed lines corresponding to sodium chloride, magnesium aluminum hydride, and magnesium hydride.

Reaction of $\text{Mg}(\text{AlH}_4)_2$ with $\text{N}(\text{CH}_3)_3$.—Magnesium aluminum hydride (3.29 mmol) was added to 20 ml of benzene in a sealed tube reactor. Twenty millimoles of trimethylamine was added at -196° . The mixture was then sealed under vacuum and the mixture was allowed to stand at room temperature for 10 days. The resulting mixture was filtered and the analysis of the solid from filtration gave an Mg:H ratio of 1.0:1.98. The infrared spectrum and X-ray powder pattern of the solid corresponded to MgH_2 . The analysis of the filtrate showed it to contain no magnesium but 95% of the original aluminum. The infrared spectrum of the filtrate was characteristic of $\text{AlH}_3 \cdot 2\text{N}(\text{CH}_3)_3$.

Results and Discussion

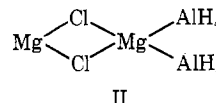
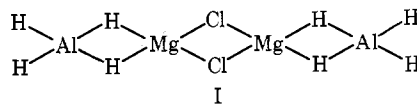
The reactions employed in the attempts to prepare HMgAlH_4 and HMgBH_4 can be divided into seven general categories (eq 3–9). The first reaction (eq 3)



involves the reduction of a compound of empirical formula XMgAlH_4 or XMgBH_4 by a chemical source of hydride ion, e.g., NaH. The second method (eq 4) involves the pyrolysis of a compound of empirical formula RMgAlH_4 or RMgBH_4 . The third method (eq 5) involves the high-pressure hydrogenolysis of RMgAlH_4 or RMgBH_4 compounds. The fourth method (eq 6) involves the metathetical exchange between a metal-hydrogen compound and RMgAlH_4 or RMgBH_4 . The fifth method (eq 7) involves extraction of aluminum hydride from $\text{Mg}(\text{AlH}_4)_2$. The sixth method (eq 8) involves the direct addition of aluminum hydride to MgH_2 . The final method (eq 9) involves the redistribution of MgH_2 and $\text{Mg}(\text{AlH}_4)_2$.

MH + XMgAlH_4 .—In an attempt to prepare

HMgAlH_4 according to eq 3, sodium hydride was allowed to react with chloromagnesium aluminum hydride in THF at a molar ratio of 1:1. After several days the solution was filtered. Over 90% of the reaction product was insoluble in the solvent. Elemental analysis of the filtrate gave a Cl:Mg:Al ratio of 0.0:1.0:1.88. The filtrate consisted of a dilute solution of $\text{Mg}(\text{AlH}_4)_2$ as determined by infrared analysis. The solid isolated by filtration had an infrared spectrum exhibiting bands at 1725, 1025, 975, 790, and 745 cm^{-1} characteristic of $\text{Mg}(\text{AlH}_4)_2 \cdot 4\text{THF}$. The X-ray powder pattern of the solid confirmed that it was a physical mixture of sodium chloride, magnesium hydride, and magnesium aluminum hydride. The conclusion to be drawn from this experiment depends on the structure of the reactant (dimer ClMgAlH_4). If ClMgAlH_4



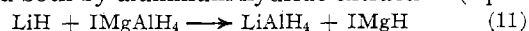
has the structure indicated by I, then the conclusion is that HMgAlH_4 is produced in the above reaction but disproportionates to MgH_2 and $\text{Mg}(\text{AlH}_4)_2$. On

$$\text{NaH} + \text{ClMgAlH}_4 \longrightarrow \text{NaCl} + \text{HMgAlH}_4 \longrightarrow \frac{1}{2}\text{MgH}_2 + \frac{1}{2}\text{Mg}(\text{AlH}_4)_2 \quad (10)$$

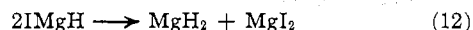
the other hand, if ClMgAlH_4 has structure II, then the conclusion is that MgH_2 and $\text{Mg}(\text{AlH}_4)_2$ are produced in the above reaction without going through an intermediate HMgAlH_4 .

In an effort to stabilize HMgAlH_4 toward disproportionation, chloromagnesium aluminum hydride was allowed to react with sodium hydride in the presence of triethylamine and TMED. Since the possibility of AlH_3 extraction exists, weakly basic amines were used. In one experiment ClMgAlH_4 was first complexed with the chelating amine TMED; however, some aluminum hydride extraction did occur in addition to the formation of NaCl, $\text{Mg}(\text{AlH}_4)_2$, and MgH_2 .

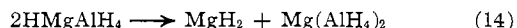
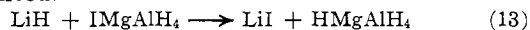
In another reaction lithium hydride was added in excess as a pentane slurry to iodomagnesium aluminum hydride in diethyl ether. The rationale behind this experiment lies in the fact that LiI is soluble in diethyl ether, and, hence, if HMgAlH_4 is formed, it should precipitate clearly from the reaction mixture. The solution was filtered after several days and the elemental analysis of the filtrate gave a I:Mg:Al ratio of 1.52:0.0:1.0. The infrared spectrum of the filtrate corresponded to lithium aluminum hydride. The solid obtained from the filtration of the reaction mixture gave an infrared spectrum and an X-ray powder pattern characteristic of magnesium hydride. When the lithium hydride was added to iodomagnesium aluminum hydride in a 1:1 ratio, the infrared spectrum of the solution after stirring for several days corresponded to lithium aluminum hydride. The infrared spectrum and X-ray powder pattern of the solid obtained by filtration of the reaction mixture corresponded to a mixture of lithium iodide, magnesium hydride, and unreacted iodomagnesium aluminum hydride. Thus, the reaction seems to proceed both by aluminum hydride extraction (eq 11



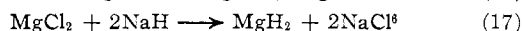
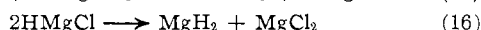
and 12) and by metathetical exchange followed by



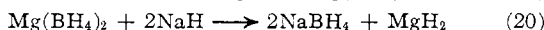
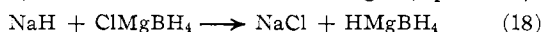
disproportionation (eq 13 and 14). Another possibility is that the products of eq 11 (LiAlH₄ and IMgH) react directly to produce the products of eq 13 (LiI and HMgAlH₄). By this pathway, eq 12 and 13 are circumvented.



MH + XMgBH₄.—When sodium hydride (in excess) was allowed to react with chloromagnesium borohydride in THF, the resulting solid was shown by X-ray powder pattern analysis to be a mixture of sodium chloride, sodium borohydride, and magnesium hydride. This reaction also presumably proceeds *via* BH₃ extraction (eq 15–17) in the presence of excess



NaH and/or *via* metathetical exchange (eq 18–20).

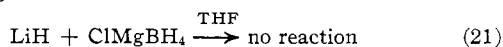


However, the overall reaction results in the formation of only NaCl, MgH₂, and NaBH₄.

As in the above case using ClMgAlH₄, it is also possible that the products of eq 15 (NaBH₄ + HMgCl) react directly to produce the products of eq 18 (NaCl and HMgBH₄), thus circumventing eq 16–18.

Chloromagnesium borohydride is monomeric in THF,⁸ but its composition in solution is not known with certainty. Therefore, the conclusions to be drawn from these results are similar to those of the reaction of NaH and ClMgAlH₄. If ClMgBH₄ exists in solution as monomeric ClMgBH₄, then we can conclude that the intermediate HMgBH₄ disproportionates. However, if ClMgBH₄ exists in solution as an equilibrium mixture containing MgCl₂ and Mg(BH₄)₂, then the normal course of reaction might produce a mixture of MgH₂ and Mg(BH₄)₂ without going through the intermediate HMgBH₄.

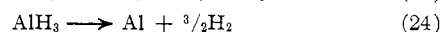
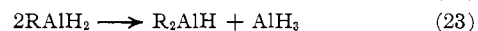
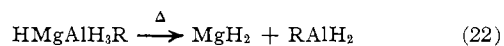
When lithium hydride was stirred with chloromagnesium borohydride, no reaction was detected after several days



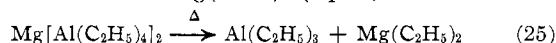
HMgAlH₃R Pyrolysis.—In the pyrolysis experiments, hydridomagnesium *n*-butyltrihydroaluminum [HMgAlH₃(*n*-C₄H₉)] was suspended in light mineral oil. The slurry was heated under vacuum at 80° for several hours; however, elemental and infrared analyses of the resulting solid product showed it to be recovered starting material. Similar results were obtained in octane solution.

In the compounds represented empirically as RMgAlH₄, the alkyl group is actually bonded to aluminum⁹ (HMgAlH₃R) and is much more stable than if it were bonded to magnesium. With this in mind, higher pyrolysis temperatures were studied. When the solvent was removed under vacuum from an ether solution of HMgAlH₃(*n*-C₄H₉), a white solid resulted which was then heated under vacuum. When the temperature reached 150°, drops of liquid began collecting on the upper reaches of the flask and the

solid began to turn gray. The sample was then cooled, hexane was added, and the mixture was filtered. The filtrate gave an Al:Mg:H ratio of 1.45:0.0:1.0. The X-ray powder pattern of the resulting solid showed lines corresponding to magnesium hydride, aluminum metal, and unreacted HMgAlH₃(*n*-C₄H₉). These results indicate that before the alkyl group is removed by pyrolysis, the compound HMgAlH₃R decomposes to MgH₂ and RAlH₂. However, RAlH₂ compounds are known to disproportionate to the more stable R₂AlH compounds and AlH₃ followed by decomposition of AlH₃ to Al, H₂, and intermediate Al-H compounds at 150°.



The decomposition of HMgAlH₃R in the above manner is not surprising in view of the results of Ziegler and Holzkamp.¹⁰ These workers attempted to distil Mg[Al(C₂H₅)₄]₂ but instead obtained Al(C₂H₅)₃ leaving behind the involatile Mg(C₂H₅)₂ (eq 25).



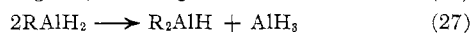
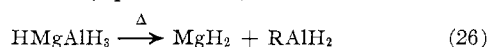
RMgBH₄ Pyrolysis.—Ethylmagnesium borohydride was obtained as the THF solvate and was dissolved in 100 ml of heavy mineral oil. This solution was heated slowly to 170°. At this point a gas was evolved and a solid formed. The solid obtained was filtered and washed with benzene. Elemental analysis of this solid gave a Mg:H ratio of 1.0:3.74 with no ethane present. The infrared spectrum of the solid exhibited absorption bands at 2270 and 2380 cm⁻¹ characteristic of Mg(BH₄)₂ as the THF solvate. X-Ray powder pattern analysis of the solid exhibited strong lines characteristic of magnesium hydride.

The pyrolysis of *sec*-butylmagnesium borohydride was attempted since the *sec*-butyl group is more susceptible to olefin elimination at a lower temperature. *sec*-Butylmagnesium borohydride as the diethyl ether solvate was dissolved in octane and heated to 80° under vacuum. A solid was obtained that exhibited lines in its X-ray powder pattern characteristic of a mixture of magnesium hydride and Mg(BH₄)₂. Magnesium aluminum hydride as the monotetrahydrofuran solvate was heated to 145° until weight loss was constant. The resulting solid was gray and its X-ray powder pattern showed lines for MgH₂ and aluminum metal only.

HMgAlH₃R Hydrogenolysis.—The hydrogenolysis of HMgAlH₃(*n*-C₄H₉) in diethyl ether was carried out at 3000 psi hydrogen at 50°. The solution was filtered and the elemental analysis of the filtrate gave a Mg:Al ratio of 1.0:2.33. The infrared spectrum of the filtrate gave bands in the Al-C stretching region at 670 cm⁻¹, a shoulder at 700 cm⁻¹, and also a band at 1680 cm⁻¹. This combination of absorption bands is characteristic of AlR₂H₂⁻ compounds. The solid obtained from this filtration gave on analysis a Mg:Al:H ratio of 1.0:0.3:2.63. The infrared spectrum of the solid corresponded to magnesium hydride; however, no bands in the Al-H stretching region were observed. The X-ray powder pattern corresponded to magnesium hydride and aluminum metal. Although hydrogenolysis of an RMgAlH₄ compound would be expected to produce HMgAlH₄ or a mixture of MgH₂ and Mg(AlH₄)₂, only MgH₂ was detected.

(10) K. Ziegler and E. Holzkamp, *Ann.*, **605**, 93 (1957).

The hydrogenolysis of HMgAlH_3R compounds appears to follow a course similar to the pyrolysis of this class of compounds, that is, the formation of MgH_2 and RAlH_2 followed by disproportionation of the RAlH_2 to R_2AlH and AlH_3 (eq 26 and 27). R_2AlH could then



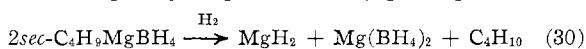
react with the MgH_2 formed to give $\text{Mg}(\text{AlR}_2\text{H}_2)_2$ (eq 28). AlH_3 would decompose to hydrogen and



aluminum metal as indicated by the powder pattern of the solid (eq 29).



RMgBH₄ Hydrogenolysis.—The results of the hydrogenolysis of *sec*-butylmagnesium borohydride in both diethyl ether and benzene are straightforward. Reaction at 2000 psi hydrogen at 50° (eq 30) produced a

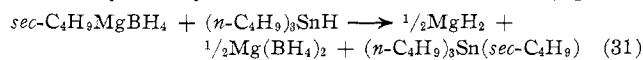


white solid that had an infrared spectrum corresponding to magnesium hydride; however, no bands in the boron-hydrogen stretching region were observed. The X-ray powder pattern gave strong lines corresponding to pure magnesium hydride. The weight of the solid obtained corresponded to a quantitative yield of magnesium hydride. The filtrate from this reaction exhibited infrared bands at 2450 and 2220 cm^{-1} characteristic of $\text{Mg}(\text{BH}_4)_2$ as the diethyl ether solvate. When the reaction was carried out in benzene, similar results were obtained; *i.e.*, a solid consisting of magnesium hydride and magnesium borohydride (as the ether solvate) in solution was formed.

In an attempt to learn something of the nature of *sec*-butylmagnesium borohydride in solution, molecular association measurements in diethyl ether were carried out. The association was found to increase steadily from $i = 1.23$ at 0.066 *m* to $i = 1.45$ at 0.31 *m*. It is clear that hydrogenolysis of this compound does not produce hydridomagnesium borohydride but instead a mixture of magnesium hydride and magnesium borohydride. This result also establishes the point that magnesium hydride and magnesium borohydride will not redistribute in solution to yield hydridomagnesium borohydride.

RMgBH₄ + MH.—Ethylmagnesium borohydride in diethyl ether was allowed to react with tri-*n*-butyltin hydride in a 1:1 mole ratio for several days. At the end of this time, the mixture was filtered. The infrared spectrum of the solution showed bands characteristic of unreacted EtMgBH_4 and Bu_3SnH . The analysis of the resulting solid gave a Mg:H ratio of 1.0:2.3. The X-ray powder pattern of this solid corresponded to that of magnesium hydride.

In another experiment *sec*-butylmagnesium borohydride in diethyl ether was also allowed to react with tri-*n*-butyltin hydride in a 1:1 mole ratio (eq 31).



Infrared spectra of the supernatant solution were taken at various intervals. The spectra indicated the disappearance of the Sn-H band at 1800 cm^{-1} and the Mg-C stretching band at 535 cm^{-1} . When these bands had disappeared completely, the solution was

filtered. The solid obtained by this filtration gave a Mg:H ratio of 1.0:1.89. Its infrared spectrum showed no bands due to B-H stretching but did show bands characteristic of magnesium hydride. Infrared analysis of the reaction filtrate indicated the presence of $\text{Mg}(\text{BH}_4)_2$.

HMgAlH₃R + MH.—Tri-*n*-butyltin hydride was allowed to react in a 1:1 mole ratio with $\text{HMgAlH}_3(\text{C}_2\text{H}_5)$ in ether and in a separate experiment with $\text{HMgAlH}_3(n\text{-C}_4\text{H}_9)$. In both cases a trace amount of solid of indefinite composition was formed within a few minutes of initiation of the reaction. However, the amount of this solid did not increase even after stirring for several days. The infrared spectrum of the solution showed a mixture of unreacted Bu_3SnH and $\text{HMgAlH}_3(\text{C}_2\text{H}_5)$. The infrared spectrum of the solution did not change even after stirring for several days. The conclusion is that the $(\text{C}_4\text{H}_9)_3\text{SnH}$ does not react with $\text{HMgAlH}_3(\text{C}_2\text{H}_5)$ or $\text{HMgAlH}_3(n\text{-C}_4\text{H}_9)$.

Neuman and coworkers¹¹ in the examination of the reaction of trialkyltin hydrides with aluminum alkyls found that ethers and tertiary amines inhibit the reaction. They concluded that the electron-deficient state of the aluminum is important in the exchange. Since in the tetrahydridoaluminate compounds the aluminum is no longer electron deficient, it is perhaps not surprising that the reaction between $(\text{C}_4\text{H}_9)_3\text{SnH}$ and HMgAlH_3R compounds does not proceed. Van Der Kerk and coworkers¹² in their examination of the reaction between $(\text{C}_6\text{H}_5)_3\text{SnH}$ and $(\text{C}_2\text{H}_5)_3\text{MgBr} \cdot \text{N}(\text{C}_2\text{H}_5)_3$ reported that instead of getting hydrogen-alkyl exchange, ethane was evolved and a compound with a tin-magnesium bond was formed. It should be emphasized that in none of the reactions between R_3SnH and either HMgAlH_3R or RMgBH_4 compounds was any gas evolved.

It was hoped that by allowing HMgAlH_3R compounds to react with a large excess of LiAlH_4 or NaAlH_4 , alkyl-hydrogen exchange would take place resulting in the precipitation of HMgAlH_4 from solution. However, in a series of experiments it was shown that little reaction occurs and that most of the starting materials are recovered unreacted



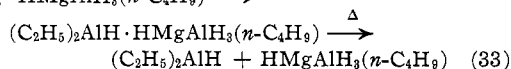
A further attempt to prepare HMgAlH_4 by alkyl-hydrogen exchange involves the reaction of diethylaluminum hydride with $\text{HMgAlH}_3(n\text{-C}_4\text{H}_9)$ in a 1:1 mole ratio in diethyl ether. No solid was formed after stirring the solution for several days. The diethyl ether was then removed under vacuum and the solid obtained was heated under vacuum to 80°. At this point a clear, colorless liquid distilled. The analysis of this distillate after diethyl ether was added gave an Al:H ratio of 1.1:1.0. The infrared spectrum of the solution gave a sharp band at 1755 cm^{-1} indicating the presence of $(\text{C}_2\text{H}_5)_2\text{AlH}$. The solid remaining after the distillation was complete gave a Mg:Al:H ratio of 1.5:1.0:4.5. The X-ray powder pattern of the solid showed lines characteristic of $\text{HMgAlH}_3(n\text{-C}_4\text{H}_9)$, MgH_2 , and aluminum metal.

In this reaction a complex may have been formed

(11) W. P. Neuman, H. Niermann, and B. Schneider, *Angew. Chem., Int. Ed. Engl.*, **2**, 547 (1963).

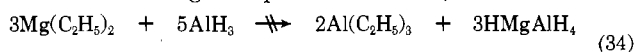
(12) H. M. J. C. Creemers, J. G. Noltes, and G. J. M. Van Der Kerk, *J. Organometal. Chem.*, **14**, 217 (1968).

between (C₂H₅)₂AlH and HMgAlH₃(*n*-C₄H₉) which upon heating decomposed again to (C₂H₅)₂AlH and HMgAlH₃(*n*-C₄H₉) (eq 33). The low aluminum



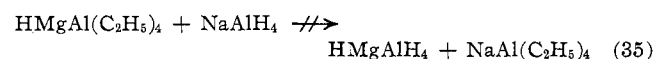
analysis of the solid as well as the presence of aluminum metal and MgH₂ in the powder pattern may be due to a decomposition of HMgAlH₃(*n*-C₄H₉) similar to that seen in the pyrolysis experiments.

Diethylmagnesium was allowed to react with aluminum hydride in THF in a mole ratio of 3:5. It was expected that Al(C₂H₅)₃ and HMgAlH₄ would be formed according to eq 34. However, no solid formed



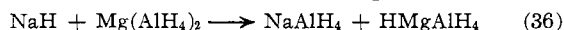
2Mg(C₂H₅)₂ + 3AlH₃ → (C₂H₅)₂AlH + 2HMgAlH₃(C₂H₅) initially. The tetrahydrofuran solvent was removed under vacuum and hexane was added. The hexane solution was then filtered and the analysis of the filtrate gave an Al:H ratio of 1.0:2.04. The analysis of the resulting solid gave an Al:H ratio of 1.0:3.5. This indicates that eq 34 is not followed but that the alkyl groups are statistically distributed between the two aluminum compounds.

When hydridomagnesium tetraethylaluminate in THF was allowed to react with an excess of sodium aluminum hydride, no precipitate formed after stirring for several days (eq 35). Here again, there is probably

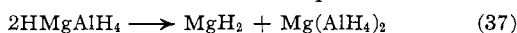


a statistical redistribution of the alkyl groups among the aluminum atoms.

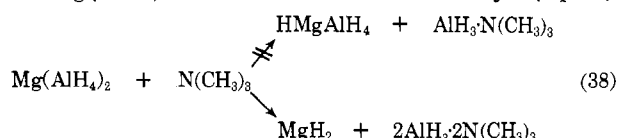
Mg(AlH₄)₂ + L.—Sodium hydride was allowed to react with Mg(AlH₄)₂·4THF in THF solution. The solution was stirred for several days and then filtered. The infrared spectrum of the filtrate was identical with that of an independent sample of NaAlH₄. The infrared spectrum of the solid showed it to be a mixture of MgH₂ and Mg(AlH₄)₂·4THF. Equations 36 and



37 are presented to describe the most probable reaction path.



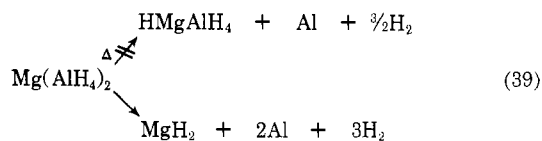
We have previously found¹³ that trimethylamine abstracts AlH₃ from Mg(AlH₄)₂ in 42% yield after 10 days in a sealed tube. In an attempt to determine if the AlH₃ abstraction produces HMgAlH₄ as an intermediate product, we allowed trimethylamine to react with Mg(AlH₄)₂ in a sealed tube for 10 days (eq 38).



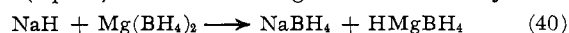
At the end of this time we recovered AlH₃·2NMe₃ in 95% yield. The solid remaining was shown by elemental, infrared, and X-ray powder pattern analyses to be MgH₂.

In an attempt to desolvate Mg(AlH₄)₂·THF, this compound was heated to 140° until all the THF had been removed. Desolvated Mg(AlH₄)₂ was desired so

that the thermal decomposition of this compound could be studied in an effort to effect partial pyrolysis of Mg(AlH₄)₂ to HMgAlH₄, aluminum, and hydrogen. However, the solid obtained from the desolvation was shown by X-ray powder diffraction to contain MgH₂ and aluminum metal (eq 39).



Mg(BH₄)₂ + L.—Sodium hydride was allowed to react with Mg(BH₄)₂ in diethyl ether in a mole ratio of 1:1 (eq 40). After stirring for several days the



solution was filtered. The infrared spectrum of the filtrate was identical with that of an independent sample of Mg(BH₄)₂. The X-ray powder pattern showed lines corresponding to sodium borohydride and magnesium hydride. This indicates that any HMgBH₄ formed *via* borane extraction disproportionated to MgH₂ and Mg(BH₄)₂ (eq 41).



MgH₂ + AlH₃.—Magnesium hydride was allowed to react with AlH₃·2THF in benzene. The resulting solution was filtered and the filtrate showed weak bands at 1735, 910, and 750 cm⁻¹. These bands are characteristic of Mg(AlH₄)₂·4THF which is slightly soluble in tetrahydrofuran. The infrared spectrum of the solid obtained from this filtration showed bands corresponding to Mg(AlH₄)₂·4THF and MgH₂. The X-ray powder pattern of the solid showed lines corresponding to Mg(AlH₄)₂·4THF. It is very probable that in this case HMgAlH₄ is formed. However, it is not clear whether the Mg(AlH₄)₂ actually isolated in this reaction is a result of the disproportionation of HMgAlH₄ or simply a result of the further reaction of HMgAlH₄ with AlH₃·2THF (eq 42). Magnesium



hydride was found not to react with bis(trimethylamine)-alane in benzene solution.

Although no specific reaction between MgH₂ and either Mg(AlH₄)₂ or Mg(BH₄)₂ was studied, it is clear from the results of a number of the reactions described in this paper that MgH₂ does not redistribute either with Mg(AlH₄)₂ to give HMgAlH₄ or with Mg(BH₄)₂ to give HMgBH₄.

To summarize, we have investigated seven general methods for preparing HMgAlH₄ (eq 3–9). In none of these cases was HMgAlH₄ or HMgBH₄ isolated. Instead, a physical mixture of MgH₂ and either Mg(AlH₄)₂ or Mg(BH₄)₂ was obtained.

In all probability, if HMgAlH₄ or HMgBH₄ were stable compounds, some of the reactions carried out in this study should have produced these compounds. We have concluded, therefore, that HMgAlH₄ and HMgBH₄ are unstable and disproportionate to MgH₂ and Mg(AlH₄)₂ or Mg(BH₄)₂ in ether solvents.

Acknowledgment.—We are indebted to the Office of Naval Research (Contract No. NOOO 14-67-A-0159-0005 and Contract Authority No. NR-93-050/12-5-67-429) for support of this work.