

from Molten Salts.—A comparison of the results obtained in this work with those obtained by Gal<sup>2</sup> shows that THAN and TOPN are comparable in extraction power for  $\text{ReO}_4^-$  and  $\text{Cl}^-$ . Within experimental error, the distribution coefficients of  $\text{ReO}_4^-$  and  $\text{Cl}^-$  with TOPN as the extractant are essentially the same as those obtained with THAN in the same solvent. The distribution coefficient of  $\text{Cl}^-$  with TOPN, however, decreases faster with increasing chloride concentration, especially for  $[\text{Cl}^-] > 1 \times 10^{-1} m$ .

For  $\text{AgCl}_2^-$ , however, TOPN is a much better extractant. The distribution coefficient of  $\text{AgCl}_2^-$  at  $150^\circ$  in the presence of  $0.2 m \text{Cl}^-$ , for example, is  $D = 2.37$  at  $3.00 \times 10^{-2} m$  THAN in polyphenyl,<sup>2</sup> while  $D = 52.6$  using the same concentration of TOPN under similar conditions (cf. Figure 5).

TOPN is found to be thermally more stable than THAN. A 1.5-g sample of TOPN heated in air for 1 hr at  $150^\circ$  decreased only 0.07% in weight, while

similar treatment of THAN caused a weight loss of 0.6%.<sup>2</sup> Furthermore, it was observed that upon heating, THAN changes to a yellowish color at a faster rate than TOPN.

The high distribution coefficient of  $\text{AgCl}_2^-$  suggests that TOPN might be a desirable extractant for other metal halide and metal nitrate complexes from molten eutectic salt mixtures. The order of extractability of the various ions studied is the same with both extractants, *i.e.*,  $\text{AgCl}_2^- > \text{ReO}_4^- > \text{Cl}^-$ .

**Acknowledgment.**—The authors are grateful to the late Professor C. D. Coryell for much helpful discussion and criticism. The partial financial supports made available by the U. S. Atomic Energy Commission under Contract No. AT-(30-1)-305 and the Massachusetts Institute of Technology Chemistry Department for awarding Z. C. H. T. a Forris Jewett Moore Memorial Fellowship are appreciated.

CONTRIBUTION FROM THE COLLEGE OF ST. CATHERINE, ST. PAUL, MINNESOTA 55116,  
AND ARGONNE NATIONAL LABORATORY, ARGONNE, ILLINOIS 60439

## A Kinetic Study of the Oxidation of Formic Acid by Neptunium(VII) in Aqueous Perchloric Acid Solution<sup>1</sup>

By MARY THOMPSON<sup>2</sup> AND JAMES C. SULLIVAN\*

Received December 15, 1971

The empirical form of the rate law for the reaction  $2\text{Np(VII)} + \text{HCOOH} = 2\text{Np(VI)} + 2\text{H}^+ + \text{CO}_2$  at constant hydrogen ion concentration is  $-d[\text{Np(VII)}]/dt = k'[\text{Np(VII)}][\text{HCOOH}]$ . At  $25^\circ$  and  $I = 1.0$ ,  $k' = a + b/[\text{H}^+]$  where  $a = 0.4015 M^{-1} \text{sec}^{-1}$  and  $b = 5.38 \times 10^{-2} \text{sec}^{-1}$ . Apparent energies of activation for the respective parameters are 6.44 and 10.5 kcal/mol. There is no solvent deuterium effect on the  $a$  parameter but one of 4.2 for  $b$ . The respective values of  $a$  and  $b$  for the reaction with  $\text{DCOOH}$  ( $25^\circ$ ,  $I = 1.0$ ) are  $2.64 \times 10^{-2} M^{-1} \text{sec}^{-1}$  and  $5.10 \times 10^{-3} \text{sec}^{-1}$  with apparent energies of activation 8.92 and 12.8 kcal/mol. The primary kinetic isotope effects form the basis for the suggestion that the mechanism is similar for the two reaction paths.

The results obtained in kinetic studies of the oxidation of formic acid by a number of different metal ions have been presented.<sup>3</sup> The salient features of such studies in perchlorate media appear to be as follows: (a) the empirical form of the rate law is first order in oxidant and reductant with terms independent and inverse in hydrogen ion concentration; (b) there is an apparent correlation between increasing values of the redox potentials of the metal ions and rate parameters and decreasing values of the primary isotopic kinetic effect. In this article we present the results obtained with Np(VII) as the oxidant. This reagent has a redox potential  $> -2.0 \text{ V}$ ,<sup>4</sup> which provides a greater thermodynamic driving force for the reaction than the oxidants utilized in previous studies. The results to be presented thus extend the range over which the oxidation of formic acid can be compared to thermodynamic properties of the oxidant. In addition the results pro-

vide further information on the chemical dynamic behavior of Np(VII) in acid media.

### Experimental Section

**Reagents.**—The preparation and standardization of the Np(VII),  $\text{HClO}_4$ ,  $\text{LiClO}_4$ , and  $\text{NaClO}_4$  solutions have been previously described.<sup>5</sup> The  $\text{D}_2\text{O}$  was purified by distillation from alkaline permanganate and was 99.7% isotopically pure.<sup>6</sup> Deuterioperchloric acid and deuterioformic acid were obtained from commercial sources.<sup>7</sup> Baker reagent grade formic acid was twice recrystallized.

**Procedures.**—The spectrophotometric kinetic studies have been previously detailed.<sup>5</sup> A CEC mass spectrometer was used in the identification of the gaseous product.<sup>8</sup>

The reactions were carried out with a large excess of formic acid to minimize possible complications due to the oxidation of water by Np(VII). Under the experimental conditions utilized the kinetic data could be adequately described by the usual integrated form of the first-order rate law expressed as

$$A = A_\infty + (A_0 - A_\infty)e^{-kt} \quad (1)$$

Each kinetic experiment was monitored for at least 3 half-lives. Between 20 and 30 absorbance-time data points were adjusted

(5) R. C. Thompson and J. C. Sullivan, *J. Amer. Chem. Soc.*, **92**, 3028 (1970).

(6) We are indebted to Dr. H. L. Crespi of the Chemistry Division for providing the purified  $\text{D}_2\text{O}$ .

(7)  $\text{DClO}_4$  was obtained from Diaprep, Inc., and  $\text{DCOOH}$  from Stohler Isotope Chemicals.

(8) We are indebted to A. Englekemeir for these measurements.

\* Address correspondence to this author at Argonne National Laboratory.

(1) Work performed under the auspices of the U. S. Atomic Energy Commission.

(2) Member, Argonne National Laboratory Faculty Research Participation Program, 1971.

(3) For a resumé, see K. B. Wiberg, Ed., "Oxidations in Organic Chemistry," Part A, Academic Press, New York, N. Y., 1965.

(4) J. C. Sullivan and A. J. Zielen, *Inorg. Nucl. Chem. Lett.*, **5** (1969).

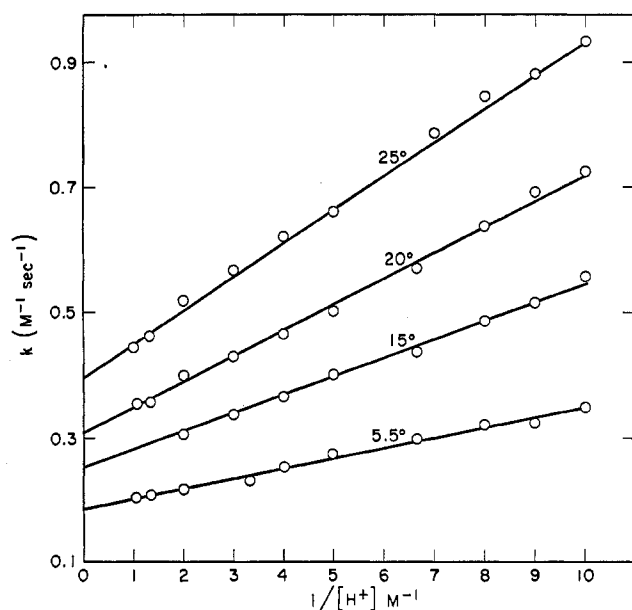
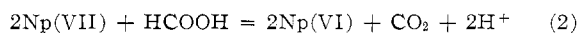


Figure 1.— $[H^+]$  and temperature dependencies of  $k'$ .  $I = 1.0$  with  $LiClO_4$ . Listed for each temperature are  $10^4[Np(VII)]_0$  ( $M$ ),  $10^2[HCOOH]_0$  ( $M$ ), number of independent determinations:  $5.5^\circ$ , 3.03, 3.62, 18;  $15.0^\circ$ , 3.78–3.99, 1.83–3.63, 16;  $20.0^\circ$ , 3.69, 1.83, 20;  $25.0^\circ$ , 3.84–19.9, 0.458–3.83, 42.

by a least-squares computation in terms of (1). The absorptivity data for a given experiment were reproduced by this expression to within 0.002–0.003 OD unit. The magnitude of the precision indices estimated for the rate parameters (based on external consistency) and the spread in the reproducibility of such a parameter are illustrated by the following data. At  $25.0^\circ$ ,  $I = 1.0$ ,  $[H^+] = 0.101$ ,  $[Np(VII)]_0 = (4.04\text{--}4.13) \times 10^{-4} M$ , and  $[HCOOH]_0 = 1.83 \times 10^{-2} M$ , the values computed for  $10^2 k'$  ( $sec^{-1}$ ) were  $1.732 \pm 0.003$ ,  $1.770 \pm 0.003$ ,  $1.699 \pm 0.004$ ,  $1.753 \pm 0.005$ ,  $1.783 \pm 0.002$ , and  $1.778 \pm 0.003$ .

### Results and Discussion

The formal stoichiometry for the reaction under consideration is



The following observations provide evidence that is consistent with eq 2. (a) The sole metal ion reduction product that could be determined spectrophotometrically was  $Np(VI)$ . (b) There was no detectable reaction between  $Np(VI)$  ( $10^{-3} M$ ) and formic acid (to concentrations of  $2 M$ ) at  $25^\circ$ . (c) The gas produced when  $Np(VII)$  was reduced in solutions containing excess formic acid was determined by mass spectrometric scan to be  $CO_2$ .<sup>9</sup>

**Kinetics of the Reaction.**—The variation of the apparent first-order rate parameter,  $k'$ , is linear as a function of the initial formic acid concentration. At  $25^\circ$ ,  $I = 1.0$ ,  $[Np(VII)]_0 = 4.04 \times 10^{-4} M$ ,  $[H^+] = 0.101 M$ , and  $4.0 \times 10^{-3} M < [HCOOH]_0 < 38.0 \times 10^{-3} M$ , the values computed for the slope and intercept of the line (based on 21 independent determinations) are  $0.933 \pm 0.008 M^{-1} sec^{-1}$  and  $(1.7 \pm 11.9) \times 10^{-5} sec^{-1}$ . The empirical form of the rate law at constant hydrogen ion concentration based on these data is

$$-d[Np(VII)]/dt = k[Np(VII)][HCOOH] \quad (3)$$

The variation of the second-order rate parameter as a function of hydrogen ion concentration and temperature

(9) The amount of gas produced was of the order of magnitude calculated on the basis of eq 2.

is presented in Figure 1. At each temperature the data were adequately correlated by the relation

$$k'' = a + b/[H^+] \quad (4)$$

At  $5.5$ ,  $15.0$ ,  $20.0$ , and  $25.0^\circ$  respectively values computed for  $a$  ( $M^{-1} sec^{-1}$ ),  $10^2 b$  ( $sec^{-1}$ ) were  $0.1887 \pm 0.0028$ ,  $1.588 \pm 0.045$ ;  $0.2561 \pm 0.0097$ ,  $2.93 \pm 0.16$ ;  $0.3102 \pm 0.0043$ ,  $4.103 \pm 0.085$ ; and  $0.4015 \pm 0.0067$ ,  $5.38 \pm 0.10$ .

These parameters are assumed to be a measure of parallel reaction paths. Based upon this interpretation apparent energies of activation calculated for the paths independent of and inverse in hydrogen ion respectively are  $6.44 \pm 0.29$  and  $10.5 \pm 0.2$  kcal/mol.

Table I summarizes the results obtained for the effect

TABLE I<sup>a</sup>

LiClO <sub>4</sub>		LiClO <sub>4</sub>		NaClO <sub>4</sub>	
<i>I</i>	<i>k</i>	<i>I</i>	<i>k</i>	<i>I</i>	<i>k</i>
0.25	1.05	1.45	0.865	0.55	0.978
0.50	1.02	1.70	0.810	1.05	0.910
0.75	1.00	1.95	0.788	1.75	0.772
1.20	0.936	3.55	0.583	3.55	0.576

<sup>a</sup> At  $25^\circ$ ,  $[H^+] = 0.101 M$ ,  $[Np(VII)]_0 = 4.04 \times 10^{-4} M$ , and  $[HCOOH]_0 = 1.84 \times 10^{-2} M$ . Units of  $k$  are  $M^{-1} sec^{-1}$ . Values are the average of two to four independent determinations.

on the rate parameter of varying the concentration of the supporting electrolytes, lithium perchlorate or sodium perchlorate, at a constant initial acidity.

**Deuterium Isotope Effects.**—Figure 2 summarizes

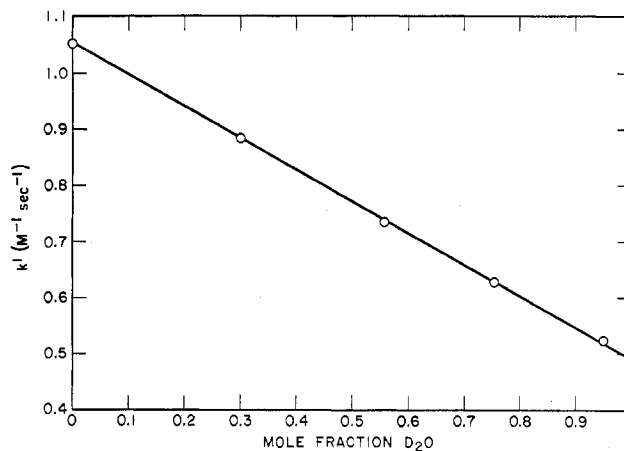


Figure 2.—Variation of  $k'$  as a function of the mole fraction of  $D_2O$ .  $[D^+] = 0.100 M$ ;  $I = 0.167$ ; temperature  $25^\circ$ ;  $[HCOOH]_0 = 0.0181 M$ ;  $[Np(VII)]_0 = 3.68 \times 10^{-4} M$ . There were 10 determinations.

the variation of the second-order rate parameter with change in the mole fraction of  $D_2O$ .

The rate parameter varies linearly with the reciprocal of the hydrogen ion concentration even when the ionic strength varies; *i.e.*, it is determined by the concentration of the acid. In Figure 3, the results obtained for such experiments with  $HClO_4$ – $H_2O$  and  $DClO_4$ – $D_2O$  are summarized. Values computed for the intercept ( $M^{-1} sec^{-1}$ ), slope ( $sec^{-1}$ ) in the H and D systems respectively are  $0.3828 \pm 0.0092$ ,  $(7.17 \pm 0.31) \times 10^{-2}$ ; and  $0.377 \pm 0.014$ ,  $(1.70 \pm 0.17) \times 10^{-2}$ .

The change in the rate parameter for the oxidation of  $DCOOH$  with variation of the hydrogen ion con-

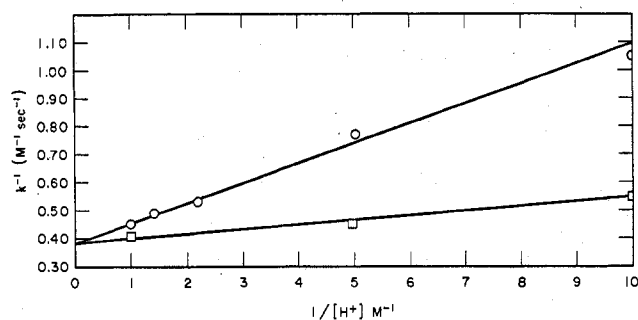


Figure 3.— $[H^+]$  and  $[D^+]$  dependence of  $k'$  at  $25^\circ$ :  $\circ$ ,  $HClO_4$ ,  $[HCOOH]_0 = 1.79 \times 10^{-2} M$ ,  $[Np(VII)]_0 = 4.0 \times 10^{-4} M$ , 10 determinations;  $\square$ ,  $DClO_4$ , mole fraction of  $D_2O = 0.951$ ,  $[HCOOH]_0 = 1.81 \times 10^{-2} M$ ,  $[Np(VII)]_0 = 4.0 \times 10^{-4} M$ , 8 determinations.

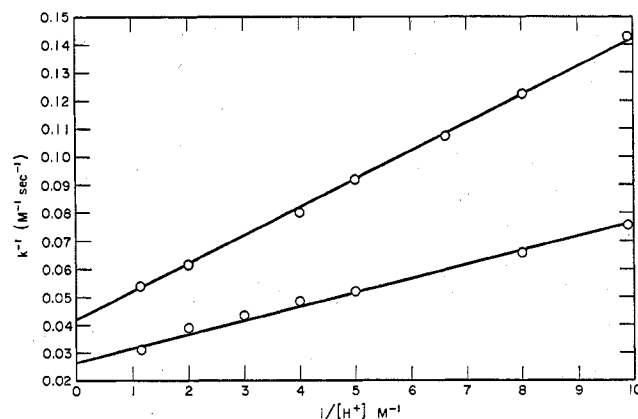
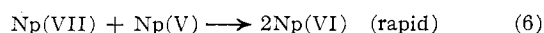
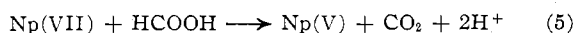


Figure 4.— $k'$  as a function of  $[H^+]$  at  $I = 0.933$ : lower line,  $24.8^\circ$ ,  $[DCOOH]_0 = 1.135 M$ , 14 determinations; upper line,  $34.4^\circ$ ,  $[DCOOH]_0 = 0.0659 M$ , 17 determinations.

centration is presented in Figure 4. The data were adequately correlated by eq 4 with respective values for  $10^3a$  ( $M^{-1} \text{ sec}^{-1}$ ),  $10^3b$  ( $\text{sec}^{-1}$ ) of  $2.64 \pm 0.12$ ,  $5.10 \pm 0.20$ ; and  $4.206 \pm 0.013$ ,  $10.00 \pm 0.26$  at  $24.8$  and  $34.4^\circ$ . Within the context of the assumptions previously noted, apparent energies of activation for the paths independent of and inverse in hydrogen ion respectively are 8.92 and 12.8 kcal/mol.<sup>10</sup>

### Discussion

The available data are not sufficient to distinguish between a reaction scheme of successive 1-equiv steps or a sequence such as



The term in the rate law inverse in hydrogen ion concentration may reflect a preequilibrium of the formic acid



While such an interpretation is not unique, it is consistent with the following observations. (1) The sol-

(10) It was not experimentally expedient to vary the temperature over a wider range. At temperatures significantly greater than  $35^\circ$  the volatility of the deuterioformic acid was significant. At temperatures below  $25^\circ$  the concentrations of  $DCOOH$  necessary to prevent competition from the oxidation of water were far greater than those under which eq 3 was demonstrated to be valid.

vent isotope effect data summarized in Figure 4 yield  $b_H/b_D = 4.2 \pm 0.5$ , a value comparable in magnitude to the ratio of the respective ionization constants of 2.9.<sup>11,12</sup> (2) In the kinetic studies on the oxidation of formic acid by reagents as diverse as permanganate<sup>13</sup> and hexaaquocobalt(III)<sup>14</sup> such an inverse hydrogen ion term has been reported. (3) This type of kinetic path has not been observed for the reduction of  $Np(VII)$  by  $H_2O$ ,<sup>4</sup>  $Tl(I)$ ,<sup>5</sup> or  $Hg(I)$ .<sup>15</sup>

A comparison of the rate constants for the two paths is of interest and is feasible based on the assumption that the equilibrium (eq 7) provides the mechanism for the occurrence of the inverse hydrogen ion dependence of the empirical rate law. When the rate constants  $k_1 = a$  and  $k_2 = b/K$ ,<sup>16</sup> the value calculated for  $k_2/k_1$  is 300. This result is qualitatively in accord with the concept that a reaction between the formate ion and a cation would be favored on electrostatic considerations over a reaction between  $Np(VII)$  and the neutral formic acid molecule.

The values calculated for the primary kinetic deuterium isotope effect are 15.2 for  $k_1$  and 9.95 for  $k_2$ . Values of this magnitude are generally considered to indicate a significant amount of H-C bond rupture in the dissociation of the activated complex. It should be noted that  $b_H/b_D = 10.5$  and therefore the interpretation that the mechanisms for the two paths are similar (*i.e.*, significant C-H bond rupture) is not dependent upon the validity of the assumption concerning the ionization of formic acid prior to the rate-determining step.

The differences in the energies of activation are of primary importance in describing the change of rate parameters when deuterium is substituted for hydrogen. The small differences in values computed for the entropies of activation act to increase rather than decrease the values of the rate parameters.

The most important aspect of the present investigation is the large deuterium primary kinetic isotope effect. The oxidation of formic acid by  $Np(VII)$  proceeds at a rate more rapid than for any system previously studied which is consistent with the ideas previously advanced correlating such an increase with an increase in the redox potential of the metal ion couple. The concomitant increase in the magnitude of the deuterium kinetic isotope effect may well be a reflection of the specific character of the oxidant.

**Acknowledgments.**—M. T. is indebted to the Argonne Center for Education Affairs for support during the period of this research.

(11) W. J. C. Orr and J. A. V. Butler, *J. Chem. Soc.*, 330 (1937).

(12) The data summarized in Figure 3 demonstrate that the difference between a mole fraction of 0.95 and 0.97 for  $D_2O$  (conditions under which the rate parameters and ionization constants, respectively, were determined) does not markedly influence the comparison. The differences between the ratios may well reflect differences in the pertinent activity coefficient ratios.

(13) S. M. Taylor and J. Halpern, *J. Amer. Chem. Soc.*, **81**, 2933 (1959).

(14) T. J. Kemp and W. A. Waters, *Proc. Roy. Soc., Ser. A*, **274**, 480 (1963).

(15) M. A. Thompson, J. C. Sullivan, and E. Deutsch, *J. Amer. Chem. Soc.*, **93**, 5667 (1971).

(16) Ionization constant of formic acid of  $1.77 \times 10^{-4}$  is from R. A. Robinson and R. H. Stokes, "Electrolyte Solutions," Academic Press, New York, N. Y., 1955, p 496; G. A. Ropp, *J. Amer. Chem. Soc.*, **82**, 4252 (1960), determined a value of 1.06 for  $K_H/K_D$ .