

Contribution from the Chemical Laboratories of  
Northwestern University, Evanston, Illinois 60201

### Kinetics and Mechanism of the Oxidative Addition of Methyl Iodide to Tetrakis- and Tris(triphenylphosphine)platinum(0)

Ralph G. Pearson\* and Jayaraman Rajaram

Received June 21, 1973

The substitution and oxidative addition reactions of complexes of the type  $PtL_4$  and  $PtL_3$  ( $L = P(C_6H_5)_3$ ) have received much recent attention.<sup>1-4</sup> Though the kinetics of the oxidative addition reactions of various alkyl halides and of triphenyl tin chloride to  $PtL_3$  and  $PtL_2(C_2H_4)$  complexes has been studied previously,<sup>3,4</sup> a detailed kinetic investigation of the reaction of  $CH_3I$  with  $PtL_3$  and  $PtL_4$  complexes has not been made. Consequently, we undertook a study on this reaction to elucidate the mechanism of the oxidative-addition and to throw more light on the possible reactive intermediates, the nature of which has been the subject of some controversy. Both  $PtL_2$ <sup>3,4</sup> and  $PtL_3$ <sup>5,6</sup> have been proposed, the former on experimental and the latter on theoretical and experimental grounds.

#### Experimental Section

$Pt[P(C_6H_5)_3]_3$  and  $Pt[P(C_6H_5)_3]_4$  were prepared according to literature methods.<sup>7</sup> Reagent grade  $CH_3I$  was distilled under vacuum and degassed by freeze-thawing. All solvents were dried, distilled and deoxygenated with purified nitrogen.

All the kinetic measurements were made at 25°. The reactions were followed spectrophotometrically using a Cary 14 recording spectrophotometer with the cell compartment thermostated to  $\pm 0.3^\circ$ . The rates of the reactions were measured by following the disappearance of the reactant platinum(0) complexes, usually at 410 nm where the extinction coefficient is  $1.9 \times 10^3 M^{-1} cm^{-1}$ . The initial concentrations of the complexes were normally around  $4 \times 10^{-4} M$ , that of  $CH_3I$  ranged from 1.0 to 0.1  $M$ , and that of  $P(C_6H_5)_3$  from  $10^{-2}$  to  $10^{-3} M$ . The data obtained yielded good linear plots by plotting  $\ln(A - A_\infty)$  vs.  $t$ .

Triphenylphosphine and methyl iodide alone gave no change in the visible or near uv spectrum in times in excess of our kinetic studies. After longer times (factor of 2-3), a white precipitate of the phosphonium salt appeared. The solubility of this salt in benzene is very small (concentrations more than about  $5 \times 10^{-5} M$  bring about precipitation). From data in the literature, we estimate the second order rate constant for triphenylphosphine and methyl iodide to be about  $1 \times 10^{-5} M^{-1} sec^{-1}$ . While this may be a mildly competing reaction at the highest concentrations of phosphine used, it will have a negligible effect on our data since no spectral changes occur in the region of our measurement.

#### Results and Discussion

When  $k_{obsd}$  obtained for benzene as solvent was plotted against  $[CH_3I]/[P(C_6H_5)_3]$ , linear plots were obtained, but these had different slopes for different phosphine concentrations as shown for two cases in Figure 1. Rate constants obtained either from plots of this kind or by direct measurement for a fixed concentration of  $CH_3I$  equal to 0.546  $M$  are given in Table I.

- (1) C. D. Cook and G. S. Jauhal, *Inorg. Nucl. Chem. Lett.*, **3**, 31 (1969).
- (2) C. D. Cook and K. Y. Wan, *Inorg. Chem.*, **10**, 2696 (1971).
- (3) J. P. Birk, J. Halpern, and A. L. Pickard, *J. Amer. Chem. Soc.*, **90**, 4491 (1968).
- (4) J. P. Birk, J. Halpern, and A. L. Pickard, *Inorg. Chem.*, **7**, 2672 (1968).
- (5) C. A. Tolman, W. C. Seidel, and D. H. Gerlach, *J. Amer. Chem. Soc.*, **94**, 2669 (1972).
- (6) C. A. Tolman, *Chem. Soc. Rev.*, **1**, 337 (1972).
- (7) R. Ugo, F. Cariati, and G. La Monica, *Inorg. Syn.*, **11**, 105 (1968).

Table I. Kinetic Data in Benzene at 25°<sup>a</sup>

Initial $[P(C_6H_5)_3]$ , <sup>b</sup> $M$	$10^3 \times k_{obsd}$ , $sec^{-1}$	$10^3 \times (k_{obsd}/k')$ , $M^{-1} sec^{-1}$
$4 \times 10^{-4}$ <sup>c</sup>	3.85	7.05
$1 \times 10^{-3}$	3.19	5.8
$2 \times 10^{-3}$	2.8	5.1
$3 \times 10^{-3}$	2.6	4.8
$5 \times 10^{-3}$	2.5	4.2
$5.37 \times 10^{-3}$	2.15	4.0
$7 \times 10^{-3}$	2.13	3.9
$1 \times 10^{-2}$	1.9	3.7
No added $P(C_6H_5)_3$ , i.e., pure $PtL_3$	6.1	11.1

<sup>a</sup> All rate constants given are for  $[CH_3I] = 0.546 M$ . <sup>b</sup> This refers to concentration of  $P(C_6H_5)_3$  added, except for the first entry.

<sup>c</sup> Reactant is  $4.0 \times 10^{-4} M Pt[P(C_6H_5)_3]_4$ .

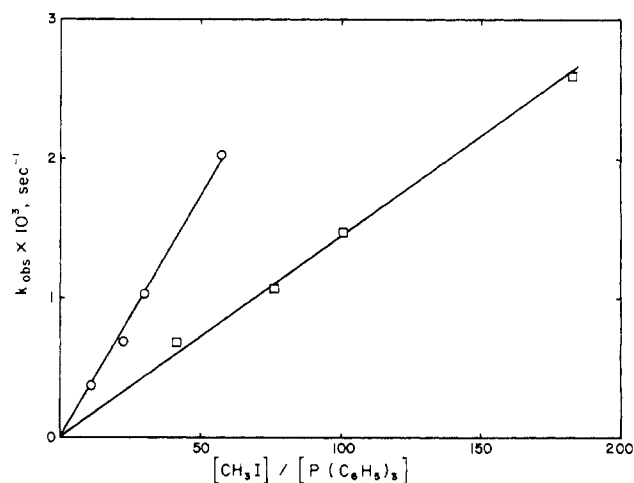
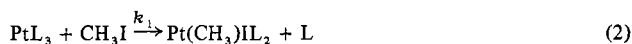


Figure 1. Plot of  $k_{obsd}$  vs.  $[CH_3I]/[P(C_6H_5)_3]$  in benzene at 25°. Circles are for  $1.0 \times 10^{-2} M P(C_6H_5)_3$  and squares are for  $3.0 \times 10^{-3} M P(C_6H_5)_3$ .

The kinetic behavior observed can be accommodated by the mechanism



It is assumed that  $[PtL_3] + [PtL_2] = a - x$ , where  $a$  is the initial concentration of the  $Pt(0)$  complex. The concentration of  $PtL_4$  has been neglected since the equilibrium constant for the dissociation of this species is greater than 10  $M$ .<sup>5</sup>

Reactions 1-3 give rise to the rate law

$$\frac{dx}{dt} = \frac{k_1[L] + k_2K}{K + [L]} [CH_3I](a - x) = k_{obsd}(a - x) \quad (4)$$

normalizing to a constant  $CH_3I$  concentration

$$k' = \frac{k_{obsd}}{[CH_3I]} = \frac{k_1[L] + k_2K}{K + [L]} \quad (5)$$

From this we get

$$k' \rightarrow k_1 \quad (\text{as } [L] \rightarrow \infty)$$

$$k' \rightarrow k_2 \quad (\text{as } [L] \rightarrow 0) \quad (6)$$

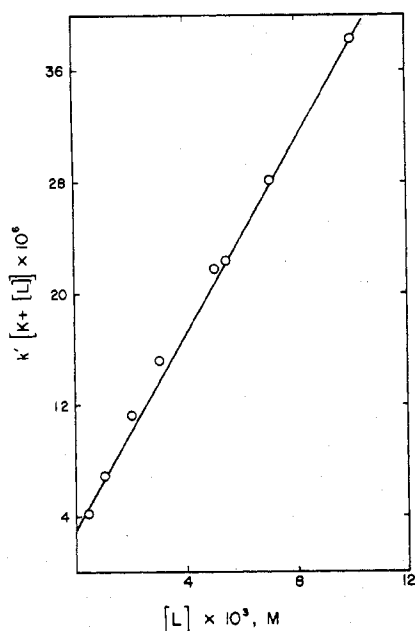


Figure 2. Plot of  $k'(K + [L])$  vs.  $[L]$  in benzene at  $25^\circ$ .  $L$  is  $(C_6H_5)_3P$ , and  $k' = k_{\text{obsd}}/[CH_3I]$ .

Table II. Solvent Effect on Rates ( $25^\circ$ )

Solvent	$k_{\text{obsd}}/[MeI], M^{-1} \text{sec}^{-1}$	
	PtL <sub>3</sub>	PtL <sub>4</sub>
Dichloromethane	$1.04 \times 10^{-1}$	$8.2 \times 10^{-2}$
Benzene	$1.1 \times 10^{-2}$	$7.05 \times 10^{-3}$
Cyclohexane	$4.0 \times 10^{-3}$	$3.0 \times 10^{-3}$

The values of  $k'$  in Table I indicate this kind of behavior.

Rearranging eq 5 gives

$$k'(K + [L]) = k_1[L] + k_2K \quad (7)$$

From this, if  $K$  is known, the values of  $k_1$  and  $k_2$  can be computed. Using the value of  $1.8 \times 10^{-4} M$  for  $K$  obtained by Halpern,<sup>4</sup> a good linear plot is obtained when  $k'(K + [L])$  is plotted against  $[L]$  (Figure 2). From this, the values of  $k_1$  and  $k_2$  obtained are  $3.5 \times 10^{-3} M^{-1} \text{sec}^{-1}$  and  $2.0 \times 10^{-2} M^{-1} \text{sec}^{-1}$ . The rate constant  $k_2$  has been determined previously by Halpern by studying the reaction of  $PtL_2(C_2H_4)$  with  $CH_3I$ .<sup>3</sup> His value of  $1.3 \times 10^{-2} M^{-1} \text{sec}^{-1}$  compares favorably with our value for  $k_2$ , considering the fact that the standard deviation of  $K$  is very large. Using values of  $K$  ranging from  $1 \times 10^{-4}$  to  $3.4 \times 10^{-4} M$ , a linear least-squares interpolation showed little change in  $k_1$ , but the  $k_2$  values ranged from  $3.5 \times 10^{-2}$  to  $1.5 \times 10^{-2} M^{-1} \text{sec}^{-1}$ .

The last entry in Table I is for the reaction of  $1.4 \times 10^{-4} M$   $PtL_3$  (not shown in Figure 2). This should be about 50% dissociated into  $PtL_2$ , if  $K = 1.8 \times 10^{-4} M$ . The value of  $k'$  is in good agreement with that expected for an equimolar mixture of reactants,  $PtL_2$  and  $PtL_3$ .

It is disturbing that careful spectrophotometric study of

such dilute solutions fails to give any evidence of  $PtL_2$ .<sup>5</sup> The only explanation seems to be that  $PtL_2$  and  $PtL_3$  have very similar absorption spectra.

The rates of reaction of  $CH_3I$  with both  $PtL_3$  and  $PtL_4$  were measured in dichloromethane and in cyclohexane as solvents. No excess phosphine was added. Table II shows the values of  $k'$  along with those in benzene for comparison. The rates increase as the polarity of the solvent increases. This indicates that a polar transition state is formed in the reaction.

The kinetics of the reaction of  $Pt[P(CH_3)_2C_6H_5]_4$ <sup>8</sup> with  $CH_3I$  could not be conveniently studied, since the use of excess  $CH_3I$  (necessary to attain pseudo-first-order conditions) gives good yields of the Pt(IV) complex,  $Pt(CH_3)_2I_2 \cdot (P(CH_3)_2C_6H_5)_2$ . This was confirmed by elemental analysis of the isolated product and by its nmr spectrum, which agrees with that reported by Ruddick and Shaw.<sup>9</sup> Anal. Calcd: C, 28.6; H, 3.7. Found: C, 28.5; H, 3.6. This compound had been prepared earlier<sup>9</sup> by the reaction of  $CH_3I$  with  $Pt(CH_3)I(PMe_2Ph)_2$  in a sealed tube for 4 weeks. The reaction with the Pt(0) species is complete within 1-2 hr. To ascertain the stereochemistry of the kinetic product of the addition of  $CH_3I$  to  $PtL_3$  ( $L$  = triarylphosphine), an nmr experiment was attempted. To a  $CH_2Cl_2$  solution of tris(tri-*p*-tolylphosphine)platinum(0) [this complex was used for solubility reasons] was added a slight excess of  $CH_3I$  in an nmr tube and the spectrum was recorded immediately. The signal obtained in the region of the coordinated methyl group was broad and unresolved due to exchange of free and coordinated phosphines. To circumvent this problem, the experiment was repeated with bis(tri-*p*-tolylphosphine)ethyleneplatinum(0). A well-resolved triplet for the coordinated methyl group was observed at  $\delta -0.05$  with  $J_{P-H}$  of 6.6 Hz and  $J_{Pt-H}$  of 77 Hz immediately after addition. This signal grew in intensity as the reaction proceeded, along with the growth of the signal for free ethylene. This indicates that the kinetic product is *trans*- $Pt(CH_3)IL_2$ , at least when  $PtL_2$  is the reactant.

An X-ray crystallographic study has been made of the finally isolated product in the reaction of  $PtL_4$  with  $CH_3I$ . This also is *trans*- $Pt(CH_3)IL_2$  (structure determined as  $SO_2$  adduct).<sup>10</sup>

**Acknowledgment.** This work was supported by the National Science Foundation under Grant GP-31060X. The authors are grateful to the Matthey Bishop Co. for the loan of platinum.

**Registry No.**  $CH_3I$ , 74-88-4;  $Pt[P(C_6H_5)_3]_3$ , 13517-35-6;  $Pt[P(C_6H_5)_3]_4$ , 14221-02-4;  $Pt[P(CH_3)_2C_6H_5]_4$ , 33361-89-6;  $Pt(CH_3)_2I_2 \cdot [P(CH_3)_2C_6H_5]_2$ , 42402-13-1.

(8) R. G. Pearson, H. Sobel, and J. Songstad, *J. Amer. Chem. Soc.*, **90**, 319 (1968); R. G. Pearson, *J. Chem. Phys.*, **20**, 1478 (1952).

(9) H. C. Clark and K. Itoh, *Inorg. Chem.*, **10**, 1707 (1971).

(10) J. D. Ruddick and B. L. Shaw, *J. Chem. Soc. A*, 2801 (1969).