

Cr^{3+} - Cr^{2+} and Pz - Pz potentials in the medium taken. Measurements by Fanchiang and co-workers²⁰ point to an apparent reduction potential for pyrazinecarboxamide (in 1.0 M HClO_4) very nearly the same as that for pyrazine itself which, from the data of Klatt and Rouseff,²¹ may be assigned a value -0.020 V (vs. NHE). This, in combination with a Cr^{3+} potential of -0.41 V,²² leads to an equilibrium constant of 3×10^{-7} for a redox reaction uncomplicated by chromium-pyrazine coordination. The discrepancy between this value and the observed constant, 3×10^{-8} M, indicates that the chromium(III)-radical complex is 10 times as stable toward heterolysis under our reaction conditions as is the (unobservable) chromium(II)-pyrazine complex, but in the absence of further information we cannot assign individual formation constants to these isomeric species.

Registry No. Cr, 7440-47-3; chloropyrazine, 14508-49-7; pyrazinetetracarboxylic acid, 43193-60-8; 2,3-pyrazinedicarboxylic acid, 89-01-0; methylpyrazine, 109-08-0; 2,6-dimethylpyrazine, 108-50-9; pyrazinecarboxylic acid, 98-97-5; pyrazine, 290-37-9; 2,5-dimethylpyrazine, 123-32-0; 2,6-dichloropyrazine, 4774-14-5; quinoxaline, 91-19-0; pyrazinecarboxamide, 98-96-4; (4-acetylpyridine)(NH_3) $_5\text{Co}^{3+}$, 59389-47-8; (4-benzoylpyridine)(NH_3) $_5\text{Co}^{3+}$, 42582-66-1; pyrazine(NH_3) $_5\text{Co}^{3+}$, 59389-55-8; fluoro(NH_3) $_5\text{Co}^{2+}$, 15392-06-0; chloro(NH_3) $_5\text{Co}^{2+}$, 14970-14-0; bromo(NH_3) $_5\text{Co}^{2+}$, 14970-15-1; iodo(NH_3) $_5\text{Co}^{2+}$, 15392-08-2.

References and Notes

- (1) Sponsorship of this work by the National Science Foundation (Grant CHE74-03876 A01) is gratefully acknowledged.
- (2) (a) E. S. Gould, *J. Am. Chem. Soc.*, **87**, 4730 (1965); (b) E. S. Gould, *ibid.*, **89**, 5792 (1967); (c) E. R. Dockal and E. S. Gould, *ibid.*, **94**, 6672 (1972).
- (3) H. Spiecker and K. Wiegardt, *Inorg. Chem.*, **16**, 1290 (1977).
- (4) (a) C. Norris and F. Nordmeyer, *J. Am. Chem. Soc.*, **93**, 4044 (1971); (b) Y.-T. Fanchiang, R. R. Carlson, P. K. Thamburaj, and E. S. Gould, *ibid.*, **99**, 1073 (1977); (c) Y.-T. Fanchiang and E. S. Gould, *Inorg. Chem.*, **16**, 2516 (1977).
- (5) F. Basolo and R. K. Murmann, *Inorg. Synth.*, **4**, 172 (1946).
- (6) (a) E. S. Gould and H. Taube, *J. Am. Chem. Soc.*, **86**, 1318 (1964); (b) M. Linhard and M. Weigel, *Z. Phys. Chem. (Frankfurt am Main)*, **11**, 308 (1957).
- (7) A. Haim and H. Taube, *J. Am. Chem. Soc.*, **85**, 495 (1963).
- (8) E. S. Gould, N. A. Johnson, and R. B. Morland, *Inorg. Chem.*, **15**, 1929 (1976).
- (9) A series of similar experiments was carried out, using Eu^{2+} rather than Cr^{2+} . The intense green colors did not appear, but transient pink or lavender species were observed in several cases. Except for the quinoxaline preparation, recoveries of reducing power were much less nearly complete than in the Cr^{2+} experiments.
- (10) E. S. Gould, *J. Am. Chem. Soc.*, **90**, 1740 (1968).
- (11) (a) H. Taube, H. Myers, and R. L. Rich, *J. Am. Chem. Soc.*, **75**, 4118 (1953); (b) H. Taube and H. Myers, *ibid.*, **76**, 2103 (1954).
- (12) J. P. Candlin and J. Halpern, *Inorg. Chem.*, **4**, 766 (1965).
- (13) Note that when the two terms in the denominator of (3) are comparable, the redox reaction is no longer first order in Co(III) . Thus when $[\text{PzCONH}_2]$ is held at 5×10^{-4} M, increasing the concentration of the chloro complex from 0.001 to 0.004 M accelerates the reaction by a factor of only 2.4 (see the final four chloro entries in Table II). With $[\text{PzCONH}_2]$ constant, plots of $1/k_{\text{obsd}}$ vs. $[\text{Co}^{\text{III}}]^{-1}$ should be linear with intercept $1/k_1$. This treatment of our data leads to an extrapolated k_1 value of 0.08 s^{-1} , in reasonable agreement with the value obtained by varying $[\text{PzCONH}_2]$.
- (14) R. C. Patel and J. F. Endicott, *J. Am. Chem. Soc.*, **90**, 6364 (1968), have reported evidence that $(\text{NH}_3)_5\text{CoF}^{2+}$ is protonated at high acidities but have not included enough data to evaluate its protonation constant. Such protonation, if it occurs, would make the fluoro group unavailable for bridging and would thus convert a portion of the oxidant to a much less reactive form. For a divergent view, see G. A. K. Thompson and A. G. Sykes, *Inorg. Chem.*, **15**, 638 (1976).
- (15) In a few instances coordination of 2,2'-bipyridyl to Cr^{2+} has been found to retard its reduction of bound Co(III) slightly. In the large majority of cases, such ligation accelerates reaction, sometimes by several powers of 10. See, for example: A. M. Zwickel and H. Taube, *Discuss. Faraday Soc.*, **29**, 42 (1960); J. P. Candlin, J. Halpern, and D. L. Trimm, *J. Am. Chem. Soc.*, **86**, 1019 (1964).
- (16) Evidence that sulfate and phosphate complexes of Cr(II) react more rapidly than $\text{Cr}^{2+}(\text{aq})$ with carboxylate derivatives of $(\text{NH}_3)_5\text{Co}^{\text{III}}$ has been reported by A. Liang, M. Sc. Thesis, Kent State University, 1969, p 26.
- (17) See, for example, F. Basolo and R. G. Pearson, "Mechanisms of Inorganic Reactions", 2nd ed., Wiley, New York, N.Y., 1968, p 152.
- (18) See, for example, T. F. Swaddle and E. L. King, *Inorg. Chem.*, **4**, 532 (1965).
- (19) Note that this act of internal electron transfer is symmetry forbidden in the absence of distortion which is unsymmetric with respect to the pyrazine plane. See F.-R. F. Fan and E. S. Gould, *Inorg. Chem.*, **13**, 2647 (1974).
- (20) Y.-T. Fanchiang, J. C. Thomas, V. D. Neff, J. C.-K. Heh, and E. S. Gould, *Inorg. Chem.*, **16**, 1942 (1977).
- (21) L. N. Klatt and R. L. Rouseff, *J. Am. Chem. Soc.*, **94**, 7295 (1972).
- (22) G. Grube and G. Breitingner, *Z. Elektrochem. Angew. Phys. Chem.*, **33**, 122 (1927). See also W. M. Latimer "Oxidation Potentials", 2nd ed., Prentice-Hall, Englewood Cliffs N.J. 1952, p 248.

Contribution from the Department of Chemistry,
Kent State University, Kent, Ohio 44242

Electron Transfer. 31. Selectivity in Outer- and Inner-Sphere Reductions of Cobalt(III) by Uranium(III)¹

MARILYN K. LOAR, MARY ANN SENS, GARY W. LOAR, and EDWIN S. GOULD*

Received June 23, 1977

The specific rates of reduction, using U^{3+} , of a variety of organic derivatives of $(\text{NH}_3)_5\text{Co}^{\text{III}}$ are compared to those using other metal reducing centers. $\log k$ values for outer-sphere specific rates (25 °C, $\mu = 0.20$) are linearly related to the corresponding $\log k$ values for reductions with Cr^{2+} , V^{2+} , Eu^{2+} , and $\text{Ru}(\text{NH}_3)_6^{2+}$, each with near-unit slope, thus indicating that the Marcus model correlates the action of reductants having standard potentials differing by as much as 0.84 V. For such systems, kinetic selectivity is independent of both reactivity and thermodynamic driving force, in contrast to the situation prevailing for a wide variety of reaction series (featuring partial alteration of covalency in the activation process), for which the most reactive reagents are generally the least selective. Reductions of carboxylatocobalt(III) complexes are inner sphere. Here, again, $\log k_{\text{U}}$ values are linearly related to values of $\log k_{\text{Cr}}$, $\log k_{\text{Eu}}$, and $\log k_{\text{V}}$, as well as to Taft's steric substituent parameters. However, selectivities of the various reducing centers differ, with U^{3+} , by far the most reactive, being somewhat more selective than Cr^{2+} and much more selective than Eu^{2+} and V^{2+} . It is suggested that the precursor complex for carboxylato-bridged U^{3+} reductions is analogous to that for Cr^{2+} reductions in that overlap is forbidden between the $f_{3,2}$ orbital, which holds the third 5f electron of U^{3+} , and the acceptor π orbital of the carboxylato group unless the ligand field of the metal center is unsymmetrically distorted by water molecules in the second coordination sphere, a process adversely affected by large lipophilic groups. For reductions with Eu^{2+} , however, overlap between the f_7 orbital, which accommodates the seventh 4f electron, and the acceptor carboxyl orbital is symmetry permitted, and the susceptibility of reaction rate to the degree of chain branching drops sharply. Results of the present study indicate that, even in the absence of chelation or remote attack centers, selectivity patterns for inner-sphere reductions by f-electron centers are substantially different from those for d-electron centers, due primarily to the different symmetry character of the donor orbitals.

The report, in 1970, by Wang and Espenson^{2a} that U^{3+} solutions in aqueous perchlorate media could be prepared and

handled without unusual precautions added a powerful and versatile member to the array of reagents conveniently

Table I. Specific Rates for Uranium(III) Reductions of Cobalt(III) Complexes

Oxidant	k_U^a
Co(en) ₃ ³⁺	0.18 0.22 ^b 0.133 ^c
Co(NH ₃) ₆ ³⁺	1.38 1.32 ^c
R(NH ₃) ₅ Co ^{III} ^d complexes	
R = imidazole	2.7
pyrazole	14
pyridine	26
dimethylformamide	33
<i>N,N</i> -dimethylnicotinamide	4.2 × 10 ²
triethylacetato	6.3
trimethylacetato	42
cyclopentanecarboxylato	3.7 × 10 ³
acetato	1.5 × 10 ⁴ ^c
formato	8 × 10 ⁴
lactato	7 × 10 ⁴

^a Specific rates for reductions by U³⁺ in M⁻¹ s⁻¹ at 25 °C; $\mu = 0.20$ unless otherwise indicated. [Co^{III}] = 3 × 10⁻⁴–6 × 10⁻³ M. [Co^{III}]/[U^{III}]₀ = 5–20. Specific rates given are averages of four to eight replicate runs; agreement between runs was better than 8%. ^b $\mu = 0.35$. ^c See ref 3. ^d Structural formulas for heterocyclic ligands are given in Figure 1.

available for one-electron reductions. Shortly afterward, those workers presented evidence that oxidations of this tripositive actinide by Co(III) complexes could proceed by either an inner- or an outer-sphere path, depending upon the availability and nature of bridging ligands coordinated to the oxidizing center.³ The present work, which deals principally with reductions of organic derivatives of (NH₃)₅Co^{III}, confirms and extends earlier conclusions and introduces additional information concerning the sensitivity of U(III) reductions to structural modification in the oxidant.

Experimental Section

Materials. Cobalt(III) complexes were available from previous studies⁴ or were prepared as described;^{4b,5} since traces of nitrate may lead to spurious results in kinetic studies involving U(III),³ carboxypentaamminecobalt(III) chloride,^{4b} rather than the corresponding nitrate, was used as the starting material in these preparations. Uranium(III) solutions were made by dissolving dried U₃O₈ in warm perchloric acid and then reducing, under N₂, with zinc amalgam until the spectrum of the resulting olive green solution remained constant.⁶ Agreement with spectral characteristics reported by Stewart⁷ was excellent: λ_{\max} 725 nm (ϵ 44), 667 (10), 635 (54), 614 (92), 522 (147), 506 (99), 450 (79), 350 (1560); lit. 725 (42.3), 668 (9), 635 (51), 615 (93), 522 (150), 507 (99), 451 (86), 349 (1590).⁸

Rate Measurements. Rates were estimated from absorbance decreases on a Cary 14 spectrophotometer^{4,9} or a Durrum-Gibson stopped-flow spectrophotometer¹⁰ as described. Measurements were made at 350 nm. Reactions were first order each in Co(III) and U(III), but rate measurements were carried out under pseudo-first-order conditions, most often with Co(III) in five- to twentyfold excess. Ionic strengths were adjusted to 0.2 M with HClO₄. Reactions were followed for at least 5 half-lives. Rate constants evaluated from successive half-life values within a single run generally agreed to within 5%. No trends indicative of systematic errors were observed, and average values did not differ significantly from those obtained from least-squares treatment of logarithmic plots of absorbance differences against reaction time. Specific rates obtained from replicate runs checked to within 8%. Temperatures were kept at 25.0 ± 0.2 °C during the entire series of experiments.

Results and Discussion

Kinetic data are summarized in Table I. Since none of the oxidants features a donor function which is appreciably protonated at [H⁺] < 0.2 M,¹¹ acidity of the reaction medium was not varied in this study. If we include the reduction of (NH₃)₅CoN₃²⁺ ($k = 1.1 \times 10^6$),^{2a} specific rates for U³⁺–

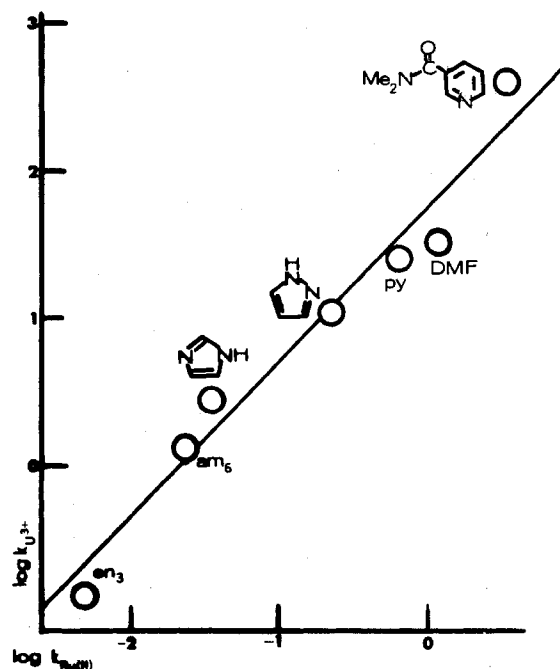


Figure 1. log-log plot comparing the specific rates of outer-sphere reductions of cobalt(III) complexes, listed in Table I, by U³⁺ ($\mu = 0.20$; supporting electrolyte HClO₄) and Ru(NH₃)₆²⁺ ($\mu = 0.50$; supporting electrolyte LiCl). The least-squares line shown corresponds to the equation $\log k_U = 1.08 \log k_{Ru} + 1.76$.

Co(III) reactions are seen to span a range of 10⁷, about 3 decades narrower than the corresponding range for Cr²⁺ reductions and 2 decades less than that for Eu²⁺. The lower end of the kinetic scale has been truncated for U³⁺ (i.e., there are no specific rates below 0.1 M⁻¹ s⁻¹), doubtless reflecting the very high reducing potential ($E^\circ = -0.63$ V) associated with this actinide center.

The first seven (noncarboxylato) oxidants in Table I, each of which lacks an effective^{4a} "lead-in" group necessary for inner-sphere electron transfer, have been used to establish a pattern of relative outer-sphere rates which has been shown to apply to reductions by Cr²⁺,⁹ Eu²⁺,⁹ V²⁺,^{4a} Ru(NH₃)₆²⁺,¹² and a variety of organic radical centers not coordinated to metal ions.¹³ Values of $\log k_U$ for these derivatives are plotted against the corresponding values of $\log k_{Ru}$ (referring to reductions by Ru(NH₃)₆²⁺ in 0.50 M LiCl)^{12,14} in Figure 1, a comparison which is of particular interest in view of the large difference between the potentials of the two reductants (0.84 V¹⁵). The resulting close approach to linearity and the near-unit slope of the regression line indicate that reductions by U³⁺, like those by the dipositive metal centers, conform closely to the Marcus model;¹⁶ i.e., differences in ΔG^\ddagger resulting from alteration of the ligand environment about Co(III) are independent of the reductant taken. Put another way, selectivity in outer-sphere reductions of cobalt(III) appears to be independent of both reactivity and thermodynamic driving force, in contrast to the situation prevailing for a wide variety of reaction series¹⁷ which feature the partial making and/or partial breaking of bonds during the activation process. For series of the latter type, the most reactive reagents are generally the least selective.¹⁸

Wang and Espenson³ reported that Co(NH₃)₅OAc²⁺ is reduced by U³⁺ over 10⁴ times as rapidly as Co(NH₃)₆³⁺. Since Fan¹² has shown that these two oxidants are reduced at very nearly the same rate in the absence of bridging, we may, with confidence, assign an inner-sphere mechanism to the U³⁺–acetato reaction and, by implication, to the other carboxylato reactions in the present series as well.

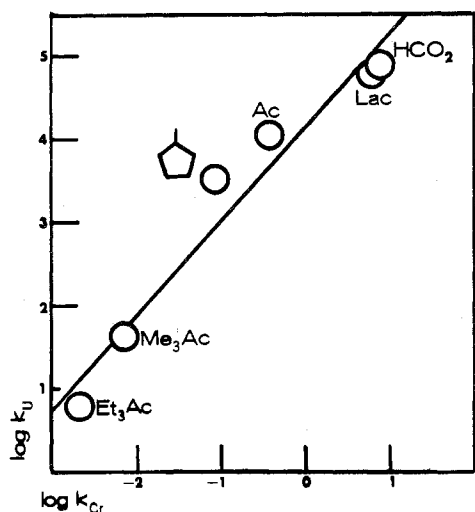


Figure 2. log-log plot comparing the specific rates of reduction of carboxylatopentaamminecobalt(III) complexes $R(NH_3)_5Co^{III}$, by U^{3+} ($\mu = 0.20$; supporting electrolyte $HClO_4$) and Cr^{2+} ($\mu = 1.0$; supporting electrolyte $LiClO_4$). Rate constants are at 25 °C; lac = lactato. The least-squares line shown corresponds to the equation $\log k_U = 1.14 \log k_{Cr} + 4.15$ with a correlation coefficient of 0.983.

Table II. Steric Susceptibilities for Carboxylato-Bridged Reductions of Cobalt(III) Complexes

Reductant	δ^a	Ref	Reductant	δ^a	Ref
V^{2+} (d^3)	0.31	4a	Eu^{2+} (f^7)	0.35	4b
Cr^{2+} (d^4)	0.69 ^b	4b, 21	U^{3+} (f^3)	0.89	This work

^a Steric susceptibility parameter, defined by Taft,²² indicating the relative sensitivity of a given aliphatic reaction series to changes in the steric substituent parameters (E_s values) associated with groups attached to a reactant. ^b This value differs slightly from the earlier δ value,²¹ based on more limited data available prior to 1966.

It has been emphasized^{4b} that relative reactivities in inner-sphere series featuring organic ligands often depend markedly on the reductant taken, for inner-sphere rates are enhanced by additional conjugated lead-in sites and by chelating groups¹⁹ which may coordinate selectively with the various reducing centers.^{5,9,20} In the absence of such complicating substituents, $\log k$ values for one inner-sphere reductant may be linearly related to those for another,^{4,5} but with nonunit slope. As seen in Figure 2, reductions of carboxylato derivatives of $(NH_3)_5Co^{III}$ with Cr^{2+} and U^{3+} conform to such a relationship ($\log k_U = 1.14 \log k_{Cr} + 4.15$), with the uranium reductions being somewhat more sensitive to structural alteration than the Cr^{2+} reductions.

Rates for oxidants of this type appear to be governed, in large part, by the severity of nonbonded interactions in the precursor, for values of $\log k$ associated with reductions by $Cr(III)$,²¹ $V(II)$,^{4a} and $Eu(II)$ ^{4b} have been shown to be linear functions of Taft's steric substituent constants,²² as in the case for the U^{3+} -carboxylato reactions in the present work.²³ Selectivities within these series may be compared using Taft's steric susceptibility parameters (δ values),²² which indicate the sensitivity of specific rates within a series to the degree of ligand branching (Table II). Note that in this instance, *the most reactive reductant, U^{3+} , is the most selective.*

The observation that Cr^{2+} reductions are much more markedly affected by branching than are reductions by Eu^{2+} or V^{2+} has led to the suggestion¹² that because of the mismatch of orbital symmetry between the e_g orbitals of Cr^{2+} and the π orbitals of the carboxyl bridge, there will be minimal redox bridging unless there is unsymmetric distortion of the ligand environment about $Cr(II)$ by interaction with water molecules

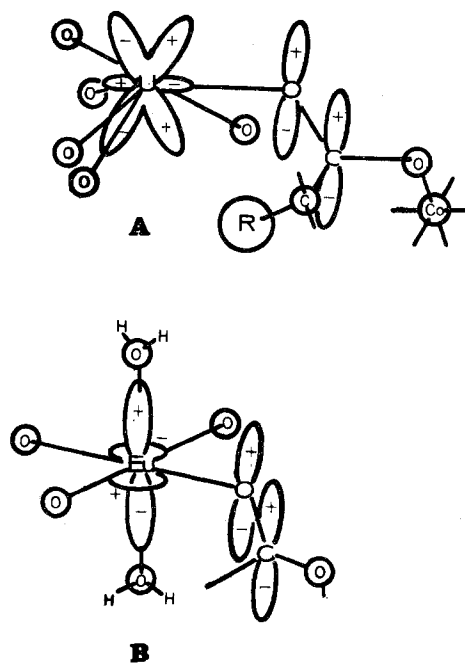


Figure 3. Precursor complexes for the inner-sphere reductions of a carboxylatocobalt(III) complex by (A) U^{3+} and (B) Eu^{2+} . Only six of nine ligands bound to U^{3+} are pictured. The reducing electron from U^{3+} is taken as arising from the f_{xz^2} orbital shown, whereas that from Eu^{2+} is represented as arising from f_{z^3} . Note the zero overlap between the donor orbital of U^{3+} and the acceptor π carboxyl orbital unless the coordination sphere of $U(III)$ is subjected to distortion which is unsymmetric with respect to the carboxyl plane. In contrast, the f_{z^3} - π overlap in the $Eu(II)$ - $Co(III)$ precursor is favorable.

in the second coordination sphere, a process adversely affected by nearby lipophilic groups. Because the coordination geometries of $Eu(II)$ and $U(III)$ in solution are uncertain, extension of such reasoning to these reducing centers must be tentative, but a model in which U^{3+} assumes the nine-coordinated capped-prismatic configuration present in crystalline UCl_3 and UBr_3 ²⁴ may be considered reasonable. Splitting of the f orbitals in the appropriate D_{3h} field leads to five levels,²⁵ two of which are doubly degenerate. Comparison of orbital models with that of the prismatic coordination polyhedron indicates that the third $5f$ electron of U^{3+} will occupy the f_{xz^2} orbital indicated in Figure 3A. As shown, there will be zero overlap between this orbital and the acceptor orbital of the carboxylate group in the precursor complex unless the ligand field is unsymmetrically distorted.⁹ In this sense, then, carboxylato-bridged reductions by U^{3+} may be considered analogous to those by Cr^{2+} , in accord with the similar susceptibilities which the two reducing centers exhibit to steric effects.

The octahedral configuration about Eu^{2+} in crystalline europium(II) oxide²⁶ suggests the occurrence of a coordination octahedron of water molecules (which present an "oxide-like" exterior to electropositive centers) about Eu^{2+} in aqueous solution. Octahedral splitting of the $4f$ orbitals²⁷ yields three levels, the two highest of which are triply degenerate. In Figure 3B, the reducing electron from Eu^{2+} , an f^7 center in the bridged precursor, is represented as arising from the f_{z^3} orbital shown (for which overlap between ligands and f -orbital lobe is maximal). The wave function for this orbital changes sign on passing through the carboxyl plane, as does that for the π orbital of the carboxyl group, and overlap in this case is symmetry permitted without distortion of the field. Thus, although rates in Eu^{2+} - $Co(III)$ systems also are found to decrease with chain branching, the effect is a much more modest one and may merely reflect lower values for the

formation constant of the precursor.

In sum, symmetry barriers to electron transfer from octahedral d systems become operative when the electron arises from a high-energy (e_g) rather than a low-energy (t_{2g}) orbital, whereas, as a result of changes in coordination geometry and in the symmetry character of the donor orbitals, the reverse appears to be the case for f systems.

Acknowledgment. The authors are grateful to Professors James Espenson and Raymond Fort for valuable discussions.

Registry No. U(III), 22578-81-0; Co(en) $_3^{3+}$, 14878-41-2; Co(NH $_3$) $_6^{3+}$, 14695-95-5; imidazole(NH $_3$) $_5$ Co $^{3+}$, 38716-02-8; pyrazole(NH $_3$) $_5$ Co $^{3+}$, 59389-55-8; pyridine(NH $_3$) $_5$ Co $^{3+}$, 31011-67-3; dimethylformamide(NH $_3$) $_5$ Co $^{3+}$, 31125-61-8; *N,N*-dimethylnicotinamide(NH $_3$) $_5$ Co $^{3+}$, 31011-70-8; triethylacetato(NH $_3$) $_5$ Co $^{2+}$, 51965-36-7; trimethylacetato(NH $_3$) $_5$ Co $^{2+}$, 33887-25-1; cyclopentanecarboxylato(NH $_3$) $_5$ Co $^{2+}$, 51965-54-9; acetato(NH $_3$) $_5$ Co $^{2+}$, 16632-78-3; formato(NH $_3$) $_5$ Co $^{2+}$, 19173-64-9; lactato(NH $_3$) $_5$ Co $^{2+}$, 34464-03-4.

References and Notes

- (1) Sponsorship of this work by the donors of the Petroleum Research Fund, administered by the American Chemical Society, is gratefully acknowledged.
- (2) (a) J. H. Espenson and R. T. Wang, *Chem. Commun.*, 207 (1970). (b) See also A. Sato, *Bull. Chem. Soc. Jpn.*, **40**, 2107 (1967).
- (3) R. T. Wang and J. H. Espenson, *J. Am. Chem. Soc.*, **93**, 380 (1971).
- (4) (a) J. C. Chen and E. S. Gould, *J. Am. Chem. Soc.*, **95**, 5539 (1973); (b) F. R. F. Fan and E. S. Gould, *Inorg. Chem.*, **13**, 2639 (1974).
- (5) E. S. Gould, N. A. Johnson, and R. B. Morland, *Inorg. Chem.*, **15**, 1929 (1976).
- (6) In a number of the kinetic runs, U $^{3+}$ was generated in the spectrophotometric cell serving as the reaction vessel by using a small quantity of zinc amalgam and a 7-mm Teflon-coated magnetic stirrer. During the run, the cell was blocked off above the level of the amalgam so that disturbances in the solid did not result in spectrophotometric interference. Independent experiments showed that the cobalt(III) oxidants used were not reduced directly by the amalgam under the reaction conditions employed.
- (7) D. C. Stewart, Report No. ANL-4812, Argonne National Laboratory, Argonne, Ill., 1952, p 12. We thank Dr. Stewart for furnishing us a copy of this report.
- (8) In addition to the peaks listed, we found shoulders at 602 nm (ϵ 81), 577 (56), 447 (45), and 493 (38).
- (9) E. R. Dockal and E. S. Gould, *J. Am. Chem. Soc.*, **94**, 6673 (1972).
- (10) E. S. Gould, *J. Am. Chem. Soc.*, **96**, 2373 (1974).
- (11) For evidence that the acetato and trialkylacetato oxidants are significantly protonated at higher acidities and greater ionic strengths, see (a) J. C. Thomas, J. W. Reed, and E. S. Gould, *Inorg. Chem.*, **14**, 1696 (1975); (b) M. Loar, J. C. Thomas, J. W. Reed, and E. S. Gould, *ibid.*, **16**, 2877 (1977).
- (12) F.-R. F. Fan and E. S. Gould, *Inorg. Chem.*, **13**, 2647 (1974).
- (13) Y.-T. Fanchiang, R. R. Carlson, P. K. Thamburaj, and E. S. Gould, *J. Am. Chem. Soc.*, **99**, 1073 (1977).
- (14) In the apparent absence of kinetic data on the Co(en) $_3^{3+}$ -Ru(NH $_3$) $_6^{2+}$ reaction, its specific rate is estimated as 0.005 M $^{-1}$ s $^{-1}$, using the corresponding k_{Eu} value (8.0×10^{-4}),¹³ in conjunction with Fan's cross relationship.¹² $\log k_{Ru} = 1.05 \log k_{Eu} + 0.96$.
- (15) J. F. Endicott and H. Taube, *Inorg. Chem.*, **4**, 437 (1965), reported E° for Ru(NH $_3$) $_6^{2+}$ as 0.214 V.
- (16) R. A. Marcus, *Annu. Rev. Phys. Chem.*, **15**, 155 (1964).
- (17) For a summary of the applicability and limitations of the principle that an increase in reactivity of a reagent entails a decrease in selectivity, see B. Giese, *Angew. Chem., Int. Ed. Engl.*, **16**, 125 (1977).
- (18) For examples of variations in selectivity with reactivity in outer-sphere series not involving Co(III), see (a) H. Diebler and N. Sutin, *J. Phys. Chem.*, **68**, 174 (1964); (b) G. Dulz and N. Sutin, *Inorg. Chem.*, **2**, 917 (1963).
- (19) H. Taube and E. S. Gould, *Acc. Chem. Res.*, **2**, 321 (1969).
- (20) P. K. Thamburaj and E. S. Gould, *Inorg. Chem.*, **14**, 15 (1975).
- (21) E. S. Gould, *J. Am. Chem. Soc.*, **88**, 2983 (1966).
- (22) R. W. Taft, Jr., "Steric Effects in Organic Chemistry", M. S. Newman, Ed., Wiley, New York, N.Y., 1956, p 598.
- (23) $\log k_U$ values for the carboxylato oxidants fit the relationship $\log k_U = 0.89E_s + 3.83$, where E_s values are Taft's steric substituent constants.²² The correlation coefficient is 0.980.
- (24) W. H. Zachariasen, *Acta Crystallogr.*, **1**, 265 (1948).
- (25) J. C. Eisenstein, *J. Chem. Phys.*, **25**, 142 (1956).
- (26) M. A. Eick, N. C. Baenziger, and L. Eyring, *J. Am. Chem. Soc.*, **78**, 5147 (1956).
- (27) H. G. Friedman, Jr., G. R. Choppin, and D. G. Feuerbacher, *J. Chem. Educ.*, **41**, 354 (1964).

Contribution from the Department of Chemistry,
University of California, Riverside, California 92521

Redox Chemistry of the Polyimine Complexes of Manganese(II), -(III), and -(IV) in Acetonitrile

MARK M. MORRISON and DONALD T. SAWYER*

Received May 25, 1977

Electrochemical and spectroscopic studies have been made of the manganese(II), -(III), and -(IV) complexes formed by 2,2'-bipyridine, 1,10-phenanthroline, 2,2',2''-terpyridine, 4,4'-dimethyl-2,2'-bipyridine, 4,4'-diphenyl-2,2'-bipyridine, and 4,7-diphenyl-1,10-phenanthroline in acetonitrile solution. For both classes of complexes (bipyridine and phenanthroline) an irreversible oxidation of Mn(II) to Mn(III) occurs. The product species rapidly decomposes to form a dimeric manganese(III,IV) complex. Ultraviolet, visible, near-infrared, and electron paramagnetic resonance spectroscopies have been used to monitor species that are produced during electrolysis. The tridentate 2,2',2''-terpyridine ligand appears to prevent quantitative conversion of bis(2,2',2''-terpyridine)manganese(II) to a binuclear manganese(III,IV) complex. The tetrakis(1,10-phenanthroline)-di- μ -oxo-dimanganese(IV,IV) perchlorate complex has been prepared, and its reactivity with OH $^-$, Cl $^-$, and catechol has been studied.

Although manganese is an essential cofactor for photosynthetic oxygen evolution (photosystem II), its exact role and environment in the thylakoid membrane is unknown.^{1,2} Several groups believe that the manganese system serves as a "charge collector" in photosystem II. After the accumulation of four equivalents of oxidizing power (via a four-photon sequential process), it rapidly oxidizes two water molecules³⁻⁶



Joliet and co-workers⁷⁻¹⁰ have observed cooperation of photochemically produced intermediates of limited stability.

The proposed role of manganese in the buildup of oxidizing power has been based on the availability of higher oxidation states and variable coordination numbers.¹¹⁻¹³ Recent NMR relaxation experiments indicate that during the cyclic process photooxidation of Mn(II) to Mn(III) occurs, that the resting, dark-adapted system involves a mixed-oxidation-state manganese complex, and that the four-photon photoevent appears to involve four manganese ions.^{14,15}

Other studies indicate that there are two types of manganese binding sites.¹⁶⁻¹⁹ One form is bound to the interior of the