

Contribution from the Radiation Laboratory, University of Notre Dame, Notre Dame, Indiana 46556

Photochemical Generation of Metastable Methylcopper Complexes. Oxidation-Reduction of Methyl Radicals by Copper Complexes

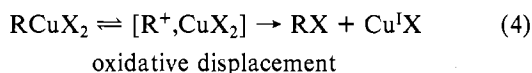
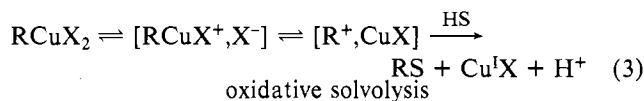
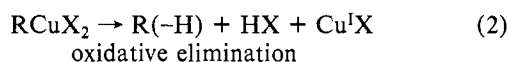
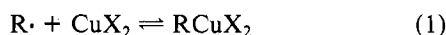
GUILLERMO FERRAUDI

Received February 21, 1978

Methyl radicals, generated by flash irradiations of $\text{Co}(\text{NH}_3)_5\text{OCOCH}_3^{2+}$, were intercepted with $\text{Cu}^{2+}(\text{aq})$ and $\text{Cu}^+(\text{aq})$ ions. Metastable species, formed in these reactions, were assigned as CuCH_3^{2+} ($\lambda_{\text{max}} \leq 350$ nm) and CuCH_3^+ ($\lambda_{\text{max}} 370$ nm). A transient, assigned also as CuCH_3^+ , was observed in irradiations of CuOCOCH_3^+ . Product yields were measured in order to confirm the nature of the transients.

Introduction

The oxidation-reduction reactions of the free radicals with coordination complexes have been the subject of a large number of studies.¹ Further, a generalized mechanism, for the oxidation of alkyl radicals by copper(II) complexes, was proposed by Kochi and co-workers, eq 1-4.^{2a} The oxidation



in such a reaction scheme proceeds via a metastable alkyl-copper intermediate which is transformed through several competitive channels, eq 2, 3, and 4. However, alternative mechanisms, ligand transfer and/or electron transfer, were proposed by Walling et al.^{2b}

Intermediates, namely copper(II)-alkyl species, have not been studied by direct means until recently.³ The generation of methylcopper complexes in reactions of methyl radicals with $\text{Cu}(\text{II})$ and $\text{Cu}(\text{I})$ complexes is reported here.

Experimental Section

Photolysis Procedures. The experimental arrangement, used in continuous way photolyses, consisted of a 300-W xenon Varian Eimac lamp combined with a Bausch and Lomb monochromator, collimating filters, and lenses as appropriate to the experiment. Ferrioxalate was used as a primary actinometric reference.⁴ Furthermore, the light intensity was frequently tested with $\text{Co}(\text{NH}_3)_5\text{Br}^{2+}$.⁵

Concentrations of the complexes $\text{Co}(\text{NH}_3)_5\text{OCOCH}_3^{2+}$ and CuOCOCH_3^+ were adjusted in order to absorb more than 99% of the incident light. Photolyses were carried out in solutions deaerated with either nitrogen streams or vacuum. Three freeze-thaw cycles were used for vacuum deaeration.

Quantum yields were estimated from slopes of the curves product concentration vs. time of irradiation. Values of the slopes were extrapolated to zero time and used for such calculations.

The flash photolysis setup was already described in detail.⁶ Pulses of white light with a life span of 30 μs were obtained for stored energies equal to or smaller than 250 J/pulse. Irradiations were carried out in selected spectral regions which were isolated with cutoff filters.⁷ In this regard, the irradiation of $\text{Cu}^{2+}(\text{aq})$ ions, expected in solutions of this species and $\text{Co}(\text{NH}_3)_5\text{OCOCH}_3^{2+}$, was prevented by using both a 280-nm cutoff filter and concentrations of $\text{Cu}^{2+}(\text{aq})$ smaller than 10^{-1} M. Indeed, the irradiation of free acetate ions, present in solutions of CuOCOCH_3^+ ions, was avoided with a 260-nm cutoff filter.⁷

Flash energies were varied from 40 to 250 J/pulse in order to produce various transient concentrations. The oxidation of Br^- by $\text{CH}_3\cdot$ radicals was used to evaluate the initial concentration of radicals produced per pulse at a given flash output. The species $\text{Cu}^{2+}(\text{aq})$ was replaced by 10^{-3} M NaBr in experiments where the source of methyl

Table I. Products Generated in Reactions of Methyl Radicals with Copper Complexes^a

Product	Yield	
	I	II
(a) CuCH_3^{2+} ^b		
CH_3OH	0.073 ± 0.008 (3)	
CH_4	0.014 ± 0.004 (5)	0.095 ± 0.005 (3)
C_2H_6	~ 0.002 (3)	0.032 ± 0.003 (4)
$\text{Co}(\text{II})$	0.11 ± 0.03 (3)	0.13 ± 0.03 (4)
(b) CuCH_3^+ ^c		
CH_4	0.080 ± 0.004 (5)	
C_2H_6	0.070 ± 0.004 (5)	
CO_2	0.10 ± 0.03 (3)	
$\text{Cu}(\text{I})$	≤ 0.003 (3)	

^a Number of determinations in parentheses. Yields obtained by extrapolation to zero time. ^b Yields of products generated by irradiation of 10^{-2} M $\text{Co}(\text{NH}_3)_5\text{OCOCH}_3^{2+}$: (I) in the presence of 1×10^{-3} M $\text{Cu}^{2+}(\text{aq})$, $\lambda_{\text{excit}} 254$ nm, $I_0 = 8 \times 10^{-5}$ einstein/(L min); (II) in the absence of $\text{Cu}^{2+}(\text{aq})$. ^c Yields of products obtained in photolyses of 10^{-2} M CuOCOCH_3^+ .

radicals was $\text{Co}(\text{NH}_3)_5\text{OCOCH}_3^{2+}$ (see above). The concentration of Br_2^- , produced at zero time, was related to the stored flash energy by a constant ($[\text{Br}_2^-] = k \times (\text{flash energy})$; $k = 4 \times 10^{-8}$ M/J) for energies in the range 0-250 J/pulse. Reaction kinetics were studied from the dependence of the rate constants and/or reaction half-lives on various substrates and transient concentrations (see Results and Discussion section).

Analytical Procedures. Gas products, methane, ethane, and carbon dioxide, were determined by gas chromatography and by mass spectrometry. Methanol was analyzed with chromotropic acid. Concentrations of $\text{Cu}^{2+}(\text{aq})$ and $\text{Co}^{2+}(\text{aq})$ were respectively determined with 2,4-dimethyl-1,10-phenanthroline⁸ and thiocyanate.⁹

Solutions of $\text{Cu}^+(\text{aq})$ were handled as indicated elsewhere.¹⁰

Materials. $[\text{Co}(\text{NH}_3)_5\text{OCOCH}_3](\text{ClO}_4)_2$ was prepared according to published procedures.¹¹ The complex was recrystallized twice from distilled water by addition of 4 M NaClO_4 .

Solutions of CuClO_4 were prepared and handled by reported procedures.¹⁰

Other materials were reagent grade and used without further purification.

Results and Discussion

Methyl radicals were produced in flash irradiations of 10^{-4} M $\text{Co}(\text{NH}_3)_5\text{OCOCH}_3^{2+}$ in deaerated acidic (10^{-2} M HClO_4) solutions by a procedure already suggested by Endicott and Hoffman (see eq 5 and ref 12). Interception of the methyl radicals with 10^{-2} M- 2×10^{-1} M $\text{Cu}(\text{ClO}_4)_2$ produced transient absorptions ($\lambda_{\text{max}} \leq 350$ nm) shown in Figure 1a. The initial growth of the transient, Figure 1b, exhibited a first-order dependence on both $\text{Cu}^{2+}(\text{aq})$ (10^{-1} M $\geq [\text{Cu}^{2+}] \geq 10^{-2}$ M) and methyl radical concentrations. A second-order rate constant, $k = (7.4 \pm 0.6) \times 10^5$ M⁻¹ s⁻¹, was obtained for this process. Moreover, the decay of the intermediate obeyed a first-order rate law ($k = (7.2 \pm 0.3) \times 10^2$ s). Flash photolysis of a deaerated solution of $\text{Cu}^{2+}(\text{aq})$ (10^{-1} M) did not produce transient absorptions.

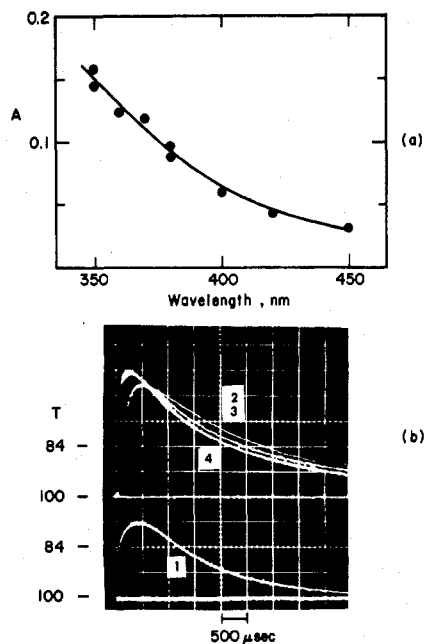
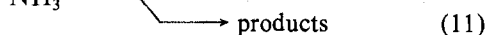
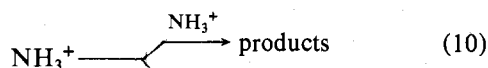
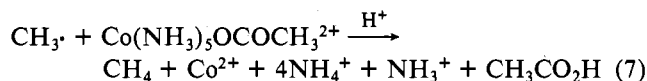
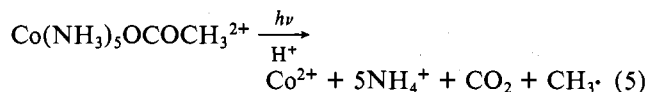


Figure 1. Transient absorptions observed in reactions of methyl radicals and $\text{Cu}^{2+}(\text{aq})$ ions ($[\text{Co}(\text{NH}_3)_5\text{OCOCH}_3^{2+}] = 2 \times 10^{-4} \text{ M}$; $[\text{HClO}_4] = 10^{-2} \text{ M}$; $[\text{Cu}^{2+}(\text{aq})] = 0.1 \text{ M}$): (a) spectra obtained with $t = 500 \mu\text{s}$; (b) oscillographic traces monitored at 370 nm for (1) first irradiation, (2) second irradiation, (3) third irradiation, and (4) fourth irradiation; $\lambda_{\text{excit}} \geq 240 \text{ nm}$; energy/flash 250 J.

Continuous way irradiations ($\lambda_{\text{excit}} 254 \text{ nm}$; $I_0 = 8 \times 10^{-5}$ einstein/(L min)) were carried out in deaerated solutions containing 10^{-2} M HClO_4 and $2 \times 10^{-1} \text{ M Cu}^{2+}$. Methanol and methane were the most abundant reaction products (Table Ia). In this regard, product yields show that a very efficient oxidation of the methyl radicals is achieved under these experimental conditions. Therefore, the intermediate observed in flash photolyses can be assigned as a methylcopper complex, CuCH_3^{2+} . Intermediates with a similar nature have been observed by Meyerstein et al. in reactions of carbon-centered radicals and copper(II) complexes.³ Reactions 5–11 constitute



a possible pathway for formation and decay of such a species. The large yield of CH_4 , compared with C_2H_6 , seems to indicate that a significant fraction of the methyl radicals is trapped by $\text{Co}(\text{NH}_3)_5\text{OCOCH}_3^{2+}$. Indeed, a rate constant, $k_7 = 4 \times 10^3 \text{ M}^{-1} \text{ s}^{-1}$, was reported for reaction 7.¹² A ratio $\phi_{\text{CH}_4}/\phi_{\text{CH}_3\text{OH}} \sim 0.14$ is expected from the competition of reactions 6, $2k_6 = 10^{10} \text{ M}^{-1} \text{ s}^{-1}$,¹³ 7, and 8, $k_8 = 7.4 \times 10^5 \text{ M}^{-1} \text{ s}^{-1}$, under the assumption of steady-state concentrations of the intermediates $\text{CH}_3 \cdot$ and CuCH_3^{2+} . This ratio is in good agreement with yields reported in Table I.

A large accumulation of the products has a marked effect on the transient kinetics; see Figure 1b. The spectra of the

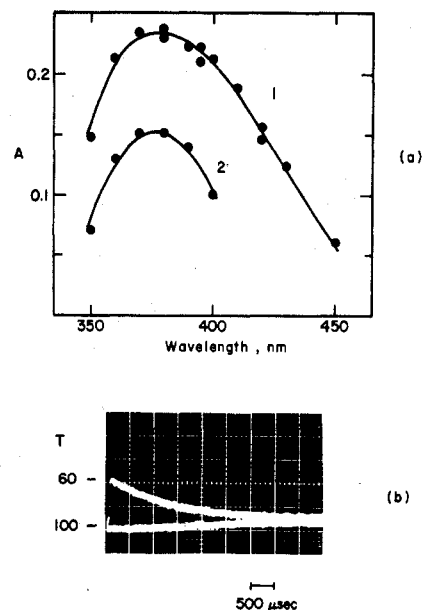
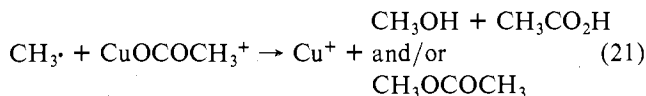
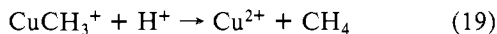
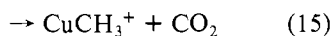
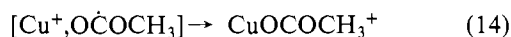
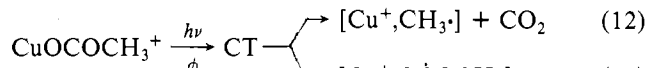


Figure 2. (a) Absorptions of transients generated in flash photolysis of CuOCOCH_3^+ : (1) spectra obtained in solutions of CuOCOCH_3^+ ($[\text{Cu}^{2+}] = 10^{-3} \text{ M}$; $[\text{CH}_3\text{CO}_2^-] = 5 \times 10^{-3} \text{ M}$; $[\text{CH}_3\text{CO}_2\text{H}] = 5 \times 10^{-3} \text{ M}$); (2) spectra of the transient produced after successive irradiation of $\text{Co}(\text{NH}_3)_5\text{OCOCH}_3^{2+}$ in the presence of $\text{Cu}^{2+}(\text{aq})$. See also Figure 1b. (b) Oscillographic trace for the decay process of the transient generated in flash photolysis of CuOCOCH_3^+ : $\lambda_{\text{excit}} \geq 240 \text{ nm}$; energy/flash 250 J.

new intermediate, obtained after four successive irradiations, has a maximum absorbance at 370–380 nm, Figure 2a, and disappears with a half-life time $t_{1/2} \sim 70 \mu\text{s}$. This transient is generated in reactions of cuprous ions with methyl radicals. In fact a species with almost identical properties was generated in flash photolysis of $\text{Co}(\text{NH}_3)_5\text{OCOCH}_3^{2+}$ in presence of cuprous ions. Irradiations of $\text{Co}(\text{NH}_3)_5\text{OCOCH}_3^{2+}$ (10^{-4} M) were studied in deaerated acidic (10^{-4} M HClO_4) solutions of cuprous ions ($10^{-3} \text{ M} \geq [\text{Cu}^+] \geq 5 \times 10^{-5} \text{ M}$). A metastable species with an absorption maximum of 370 nm and a half-life of $t_{1/2} \sim 50 \mu\text{s}$ was detected under the conditions indicated above.¹⁴ Furthermore, the reactivity of methyl radicals toward cuprous ions was also investigated in the photochemical decomposition of CuOCOCH_3^+ .¹⁵ Indeed, redox processes, induced by irradiation of the charge-transfer bands, are expected to produce cuprous ions and acetate radicals.^{16,17} These radicals decarboxylate through very fast reactions¹⁸ and reaction of cuprous ions with methyl radicals might be observed in competition with radical–radical and radical–copper(II) reactions. A transient with $\lambda_{\text{max}} \sim 370 \text{ nm}$, Figure 2a, was observed in flash photolyses ($\lambda_{\text{excitation}} \geq 240 \text{ nm}$) of this species ($[\text{Cu}(\text{ClO}_4)_2] = 10^{-3} \text{ M}$; $[\text{CH}_3\text{CO}_2^-] + [\text{CH}_3\text{CO}_2\text{H}] = 10^{-2} \text{ M}$).¹⁹ The decay process, Figure 2b, obeyed a second-order rate law with a first-order dependence on the concentration of transient and hydrogen ion ($k = (6.2 \pm 0.5) \times 10^7 \text{ M}^{-1} \text{ s}^{-1}$). Blanks, prepared without Cu(II), failed to produce transient absorptions.

Continuous way irradiations ($\lambda_{\text{exc}} 254 \text{ nm}$; $I_0 = 8.0 \times 10^{-5}$ einstein/(L min)) produced large amounts of CH_4 and CO_2 compared with Cu(I) and C_2H_6 . The distribution of products, Table Ib, shows that the dimerization of the methyl radicals, eq 20, cannot compete efficiently with their reduction. Equations 12–21 provide feasible channels for the observed photochemical decomposition of CuOCOCH_3^{2+} . In this regard, the chemical reactivity of the excited state, CT, might be described by eq 12 and/or 13. The species observed in flash photolysis is assigned as a product of the reaction of methyl radicals and copper(I), eq 15 and 17. Moreover, the low yield

of Cu(I) compared with CO₂, Table Ib, suggests that processes 16 and 18 are not very efficient in this scheme, eq 12–21.



The results, described above, reveal some new and interesting features of the reactions between alkyl radicals and copper complexes. The fast formation of CuCH₃²⁺, followed by its slow decay, shows that the formation of the alkyl–copper complex, eq 1, is not always the rate-determining step of the mechanism 1–4.^{1b} The lifetime for the methylcopper(II) intermediate CuCH₃²⁺ ($k = 7.4 \times 10^2 \text{ s}^{-1}$) is, indeed, very large if it is compared with hydroxymethylcopper(II) (CuCH₂OH²⁺; $k \geq 10^8 \text{ s}^{-1}$, see ref 19) and too short if it is compared with CuCH₂CO₂⁺ ($k \sim 2.8 \text{ s}^{-1}$).³ The opposite trend is observed with the formation rate constants ($k \sim 5 \times 10^5 \text{ M}^{-1} \text{ s}^{-1}$ for CuCH₃²⁺ and $k \sim 7 \times 10^8 \text{ M}^{-1} \text{ s}^{-1}$ for CuCH₂CO₂⁺). Such a variation of the reactivity suggests that both the decomposition and formation of these intermediates might be controlled by formation and dissociation of the carbon–metal bonds. In this regard, the stability of the bond in CuCH₃²⁺ would be much lower than in the CuCH₂CO₂⁺ species. Moreover, it seems that assignments of the metal centers as ions with a plus two or three oxidation state are meaningless in these kinds of alkyl–copper complexes if the metal–carbon bonds have a substantial degree of covalency. Indeed, the dissociation of CuCH₃⁺ into Cu(I) ions and methanol cannot be reconciled with a tripositive ion forming a highly ionic carbon–metal bond.

Acknowledgment. The research described herein was supported by the Office of Basic Energy Sciences of the Department of Energy. This is Document No. NDRL-1810 from the Notre Dame Radiation Laboratory. Helpful discussions with Dr. J. F. Endicott and Dr. L. K. Patterson are also acknowledged.

Registry No. CuCH₃²⁺, 67049-31-4; CuCH₃⁺, 67049-30-3; Co(NH₃)₅OCOCH₃²⁺, 16632-78-3; CuOCOCH₃⁺, 17203-87-1; Cu²⁺, 15158-11-9.

References and Notes

- (1) For a general survey of the oxidation–reduction reactions of free radicals and complex ions see (a) J. K. Kochi, "Free Radicals", Vol. 1, J. K. Kochi, Ed., Wiley, New York, N.Y., 1973, Chapter 11; (b) G. V. Buxton and R. Sellers, *Coord. Chem. Rev.*, **22**, 195–274 (1977).
- (2) (a) C. L. Jenkins and J. K. Kochi, *J. Am. Chem. Soc.*, **94**, 843 (1972); (b) C. Walling and S. Kato, *ibid.*, **93**, 4275 (1971).
- (3) Redox reactions between hydroxyalkyl radicals and Cu²⁺(aq) have been studied by pulse radiolysis: J. C. Green, Ph.D. Thesis, University of Leeds, 1975. No intermediates have been reported. See also ref 1b, pp 239–241. Intermediates, generated in reactions between $\cdot\text{CH}_2\text{CO}_2^-$ and Cu^{II} were observed by Meyerstein et al.: *J. Chem. Soc., Chem. Commun.*, 127 (1977).
- (4) C. A. Parker and Hatchard, *Proc. R. Soc., London, Ser. A*, **235**, 518 (1956).
- (5) J. F. Endicott, G. Ferraudi, and J. R. Barber, *J. Phys. Chem.*, **79**, 630 (1975).
- (6) G. Ferraudi, *Inorg. Chem.*, in press.
- (7) For major details on this and other flash photolysis procedures see G. Ferraudi and J. F. Endicott, *Inorg. Chem.*, **12**, 2389 (1973), and references therein.
- (8) J. Fries, "Analysis of Trace", E. Merk, Darmstadt, 1971.
- (9) R. E. Kitson, *Anal. Chem.*, **22**, 664 (1950).
- (10) O. J. Parker and J. H. Spenson, *J. Am. Chem. Soc.*, **91**, 1968 (1969).
- (11) L. M. Jackman, R. M. Scott, and R. H. Portman, *Chem. Commun.*, 1338 (1968).
- (12) The photochemical properties of Co(NH₃)₅OCOCH₃²⁺ were previously reported: (a) E. R. Kantrowith, M. Z. Hoffman, and J. F. Endicott, *J. Phys. Chem.*, **75**, 1914 (1971). The use of this complex as a photochemical source of methyl radicals was also reported: (b) T. S. Roche and J. F. Endicott, *Inorg. Chem.*, **13**, 1579 (1974).
- (13) W. A. Pryor, "Free Radicals", McGraw-Hill, New York, N.Y., 1966, p 161.
- (14) Formation of such a species during the life of the flash requires a formation rate constant $k_{\text{Cu(II)}+\text{CH}_3} \geq 10^9 \text{ M}^{-1} \text{ s}^{-1}$ under the experimental conditions used in this work.
- (15) The species CuOCOCH₃⁺ is the only species present under the conditions used in this work. Equilibrium constants of the Cu(II)–CH₃CO₂[−] system were obtained from L. G. Sillen and A. E. Martell, "Stability Constants of Metal Ion Complexes", The Chemical Society, London, 1964.
- (16) S. Murai and S. Tsutsumi, *Bull. Chem. Soc. Jpn.*, **39**, 198 (1966).
- (17) J. Y. Marimoto and B. DeGraaf, *J. Phys. Chem.*, **79**, 326 (1975).
- (18) L. Merk, M. Feld, and M. Szwarc, *J. Am. Chem. Soc.*, **83**, 2998 (1961).
- (19) The absence of intermediates in reactions of $\cdot\text{CH}_2\text{OH}$ and Cu(II) has been attributed to the rapid decay of the CuCH₂OH²⁺ species.³ The limit of the rate constant, $k \geq 10^8 \text{ s}^{-1}$, can be evaluated for such a decay by using the experimental conditions reported in ref 3.