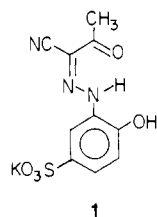


Additions and Corrections

1985, Volume 24

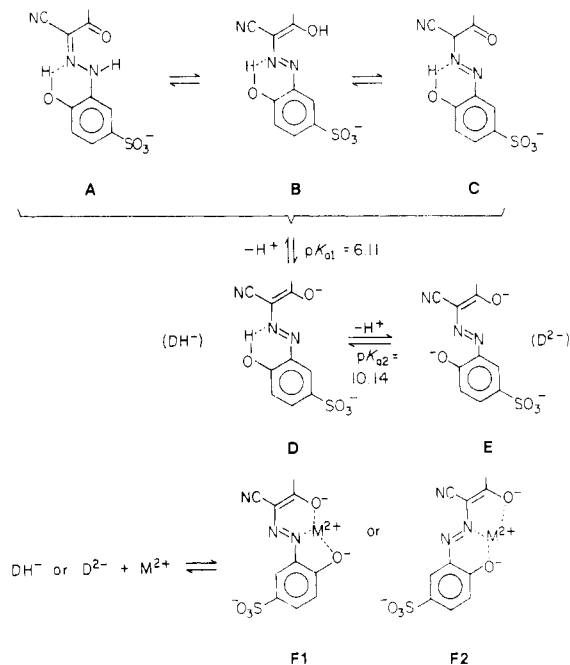
Gregg A. Meyers, Frank M. Michaels, Richard L. Reeves,* and Philip J. Trotter: Kinetics and Mechanism of Chelation of Nickel(II) by a Tridentate α -[(2-Hydroxyphenyl)azo]- α -acetoacetonitrile Dye.

Page 732. Structure 1 is incorrect; the correct structure appears below:



The same error occurs in Scheme I, the corrected version of which is as follows:

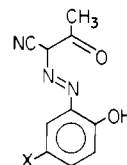
Scheme I



—Richard L. Reeves

Richard L. Reeves,* Mary S. Maggio, Shelley A. Harkaway, and Gregg A. Meyers: Application of Factor Analysis to the Spectrophotometric Determination of Formation Constants of Complexes of Nickel(II) with Tridentate Dyes.

Page 739. An error exists in structures 2 and 3 (the X substituent is in the wrong position). The correct version is as follows:



- 2, X = SO₃K
 3, X = SO₂N(C₂H₄OSO₃⁻NH₄⁺)₂

—Richard L. Reeves

Eugene A. Mizusawa, Michael R. Thompson, and M. Frederick Hawthorne*: Synthesis and Antibody-Labeling Studies with the *p*-Isothiocyanatobenzene Derivatives of 1,2-Dicarba-*closo*-dodecaborane(12) and the Dodecahydro-7,8-dicarba-*nido*-undecaborate(1-) Ion for Neutron-Capture Therapy of Human Cancer. Crystal and Molecular Structure of Cs⁺[*nido*-7-(*p*-C₆H₄NCS)-9-I-7,8-C₂B₉H₁₁]⁻.

Page 1916. Due to an oversight, the authors of this paper wish to add the following statement to the Acknowledgment:

The authors wish to thank Dr. Robert M. Sharkey for assisting E.A.M. with the immunological experiments (Tables V and VI). These experiments were carried out at the Center for Molecular Medicine and Immunology, University of Medicine and Dentistry, Newark, NJ 07103. The authors apologize for this omission.—M. Frederick Hawthorne

John W. Herbert and Donal H. Macartney*: Outer-Sphere Electron-Transfer Reactions Involving the Rh₂(O₂CCH₃)₄(OH)₂^{0/+} Couple. Determination of the Rh₂^{0/+} Self-Exchange Rate Constant.

Page 4399. In the second sentence of the caption to Figure 1, [NiL²⁺] and [Rh₂] have been reversed. It should read as follows: In part a the added [Rh₂] are 1.65 × 10⁻⁴ and 6.88 × 10⁻⁵ M, and in part b the added [Ni²⁺] are 1.34 × 10⁻³ and 5.02 × 10⁻⁴ M for Ni(*rac*-Me₆[14]aneN₄)²⁺ and Ni(*meso*-Me₆[14]aneN₄)²⁺, respectively.—Donal H. Macartney