

## The Importance of Precursor and Successor Complex Formation in a Bimolecular Proton–Electron Transfer Reaction

Elizabeth A. Mader<sup>†</sup> and James M. Mayer<sup>\*</sup>

*Department of Chemistry, University of Washington, Box 351700, Seattle, Washington 98195-1700.*

<sup>†</sup>*Current address: Chemical Sciences and Engineering Division CSE/205, Argonne National Laboratory, Argonne, IL 60439-4837. E-mail: mader@anl.gov.*

Received January 22, 2010

The transfer of a proton and an electron from the hydroxylamine 1-hydroxyl-2,2,6,6-tetramethylpiperidine (TEMPOH) to  $[\text{Co}^{\text{III}}(\text{Hbim})\text{-(H}_2\text{bim)}_2]^{2+}$  ( $\text{H}_2\text{bim} = 2,2'$ -biimidazoline) has an overall driving force of  $\Delta G^\circ = -3.0 \pm 0.4 \text{ kcal mol}^{-1}$  and an activation barrier of  $\Delta G^\ddagger = 21.9 \pm 0.2 \text{ kcal mol}^{-1}$ . Kinetic studies implicate a hydrogen-bonded “precursor complex” at high  $[\text{TEMPOH}]$ , prior to proton–electron (hydrogen-atom) transfer. In the reverse direction,  $[\text{Co}^{\text{II}}(\text{H}_2\text{bim})_3]^{2+} + \text{TEMPO}$ , a similar “successor complex” was not observed, but upper and lower limits on its formation have been estimated. The energetics of formation of these encounter complexes are the dominant contributors to the overall energetics in this system:  $\Delta G^\circ$  for the proton–electron transfer step is only  $-0.3 \pm 0.9 \text{ kcal mol}^{-1}$ . Thus, formation of the precursor and successor complexes can be a significant component of the thermochemistry for intermolecular proton–electron transfer, particularly in the low-driving-force regime, and should be included in quantitative analyses.

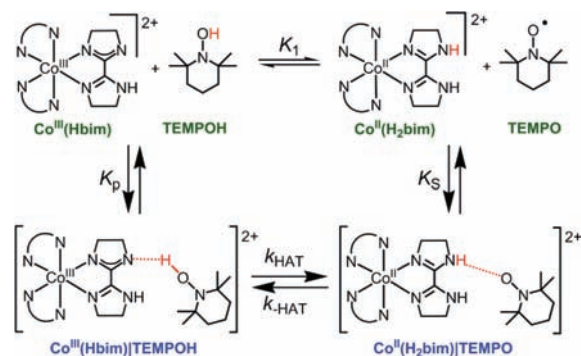
Proton-coupled electron-transfer (PCET) reactions are critical steps in a variety of biologically and industrially important processes.<sup>1</sup> Reactions in which one electron and one proton transfer in a single kinetic step can be called hydrogen-atom transfer (HAT) or, more generally, concerted proton–electron transfer (CPET).<sup>2</sup> Most current theoretical models for proton–electron transfer have their roots in

<sup>\*</sup>To whom correspondence should be addressed. E-mail: mayer@chem.washington.edu.

(1) (a) *Hydrogen-Transfer Reactions*; Hynes, J. T., Klinman, J. P., Limback, H.-H., Schowen, R. L., Eds.; Wiley-VCH: Weinheim, Germany, 2007. (b) Huynh, M. H. V.; Meyer, T. *Chem. Rev.* **2007**, *107*, 5004–5064. (c) Mayer, J. M. *Annu. Rev. Phys. Chem.* **2004**, *55*, 363–390.

(2) (a) The terminology in this area is in flux. “CPET”, coined by Costentin et al.,<sup>2b</sup> refers to any process in which electron and proton transfer are in the same kinetic step. The traditional term HAT is, in our view,<sup>1c,2c</sup> best used to include all reactions in which electron and proton transfer from one reactant to a single product. There are also narrower definitions of HAT, for instance, restricting it to processes “in which the transferring electron and proton come from the same bond”.<sup>1b</sup> Reaction (1) is HAT under both definitions (although, according to the latter, the reverse reaction is not HAT). (b) Costentin, C.; Evans, D. H.; Robert, M.; Savéant, J.-M.; Singh, P. S. *J. Am. Chem. Soc.* **2005**, *127*, 12490–12491. (c) Waidmann, C. R.; Zhou, Z.; Tsai, E. A.; Kaminsky, W.; Hrovat, D. A.; Borden, W. T.; Mayer, J. M. *J. Am. Chem. Soc.* **2009**, *131*, 4729–4743.

**Scheme 1.** Mechanism of HAT Involving Precursor and Successor Complexes<sup>a</sup>



<sup>a</sup>  $k_{\text{HAT}}$  is the rate-limiting step, and  $K_1$  is the overall  $K_{\text{eq}}$ .

electron-transfer (ET) theories such as Marcus theory.<sup>3</sup> When Marcus theory is applied to bimolecular ET reactions, the reactants  $\text{A}^+ + \text{D}$  are considered to proceed by the initial formation of a precursor or encounter complex,  $\text{A}^+|\text{D}$ . This undergoes ET to form a successor complex,  $\text{A}|\text{D}^+$ , which then dissociates to products.<sup>4</sup> It has long been recognized that the energetics of the ET step must be corrected for the energetics of formation of these precursor and successor complexes, as indicated by the use of  $\Delta G^\circ$  in Marcus theory treatments.<sup>4</sup> Precursor and successor complexes are likely to be more important for PCET reactions because the proton-transfer (PT) component must occur over a very short range,<sup>1</sup> yet they have not been included in most analyses to date. Described here, for the first time, are the energetics of a bimolecular PCET reaction including the precursor and successor complexes (Scheme 1), showing that the formation of these complexes can be energetically significant.<sup>5</sup>

The deprotonated cobalt(III) tris(2,2'-biimidazoline) complex  $\text{Co}^{\text{III}}(\text{Hbim})$  reacts reversibly with the hydroxylamine TEMPOH to slowly form the reduced protonated  $\text{Co}^{\text{II}}(\text{H}_2\text{bim})$

(3) (a) Hammes-Schiffer, S.; Soudackov, A. V. *J. Phys. Chem. B* **2008**, *112*, 14108–14123. (b) Tishchenko, O.; Truhlar, D. G.; Ceulemans, A.; Nguyen, M. T. *J. Am. Chem. Soc.* **2008**, *130*, 7000–7010.

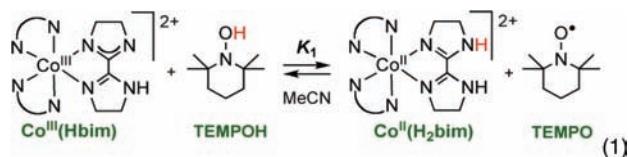
(4) (a) Marcus, R. A.; Sutin, N. *Biochim. Biophys. Acta, Rev. Bioenerg.* **1985**, *811*, 265–322. (b) Sutin, N. *Prog. Inorg. Chem.* **1983**, *30*, 441–498.

**Table 1.** Activation and Ground-State Thermodynamics for  $\text{Co}^{\text{III}}(\text{Hbim}) + \text{TEMPOH}$  in MeCN

	value at 298 K <sup>a</sup>	$\Delta G^{\circ b}$	$\Delta H^{\circ b}$	$\Delta S^{\circ c}$
$K_1^d$	$169 \pm 23$	$-3.0 \pm 0.4$	$9.3 \pm 0.4$	$41 \pm 2$
$K_P^e$	$61.3 \pm 0.8$	$-2.44 \pm 0.05$	$-4 \pm 2$	$-9 \pm 4$
$K_S$	$0.16 < K_S < 2.6$	$0.27 \pm 0.83$		
		$\Delta G^\ddagger$	$\Delta H^\ddagger$	$\Delta S^\ddagger$
$k_{-1} = k_{\text{HAT}}K_S$	$(1.8 \pm 0.5) \times 10^{-4}$	$22.5 \pm 0.3$	$9.0 \pm 0.8$	$-47 \pm 3$
$k_{\text{HAT}}$	$(5.25 \pm 0.08) \times 10^{-4}$	$21.9 \pm 0.2$	$23 \pm 2$	$3 \pm 6$

<sup>a</sup> Units:  $K_1$ , unitless;  $K_P$ ,  $K_S$ ,  $\text{M}^{-1}$ ;  $k_{-1}$ ,  $\text{M}^{-1} \text{s}^{-1}$ ;  $k_{\text{HAT}}$ ,  $\text{s}^{-1}$ . <sup>b</sup> In  $\text{kcal mol}^{-1}$  at 298 K. <sup>c</sup> In  $\text{cal mol}^{-1} \text{K}^{-1}$ . <sup>d</sup> Data from ref. 6. <sup>e</sup>  $\Delta H_P^\circ$  and  $\Delta S_P^\circ$  from Hess' law.<sup>9</sup>

and the stable nitroxyl radical TEMPO (eq 1; N–N = 2,2'-biimidazole =  $\text{H}_2\text{bim}$ ). This is a net HAT reaction. Equilibrium measurements, as previously described, gave  $K_1 = 169 \pm 23$  at 298 K and the  $\Delta H_P^\circ$  and  $\Delta S_P^\circ$  values in Table 1.<sup>6</sup>

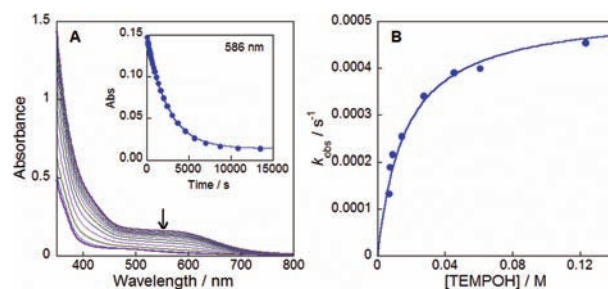


The kinetics of  $\text{Co}^{\text{III}}(\text{Hbim}) + \text{TEMPOH}$  have been measured by observing the conversion of  $\text{Co}^{\text{III}}(\text{Hbim})$  to  $\text{Co}^{\text{II}}(\text{H}_2\text{bim})$  using UV–vis spectroscopy.<sup>7</sup> Under conditions of excess TEMPOH, the reactions proceed to completion and are first-order in cobalt, based on studies with varying  $[\text{Co}^{\text{III}}(\text{Hbim})]$  and global analysis of the spectra from 350 to 800 nm over the course of 4–5 half-lives.<sup>7</sup> The pseudo-first-order rate constants  $k_{\text{obs}}$  vary linearly with  $[\text{TEMPOH}]$  at low concentrations but level off above 40 mM (Figure 1). The kinetics are well fit by a saturation rate law<sup>8</sup> (eq 2);  $k_{\text{HAT}} = (5.25 \pm 0.08) \times 10^{-4} \text{ s}^{-1}$ , and  $K_P = 61.3 \pm 0.8 \text{ M}^{-1}$  ( $\Delta G_P^\circ = -2.44 \text{ kcal mol}^{-1}$ ) at 298 K.

$$k_{\text{obs}} = \frac{K_P k_{\text{HAT}} [\text{TEMPOH}]}{1 + K_P [\text{TEMPOH}]} \quad (2)$$

The temperature dependences (278–313 K) of the rates from both the linear and saturated regions yield the activation parameters and the ground-state thermodynamics given in Table 1. The values for  $\Delta H_P^\circ$  and  $\Delta S_P^\circ$  are in agreement with those independently (and more precisely) determined from the overall thermochemistry and activation parameters using a thermochemical cycle (Hess' law).<sup>9</sup>

The simplest kinetic saturation model is the pre-equilibrium formation of an intermediate prior to the rate-limiting step. Optical spectra of reactions at short times and TEMPOH concentrations up to 0.2 M, conditions



**Figure 1.** 0.3 mM  $\text{Co}^{\text{III}}(\text{Hbim}) + \text{TEMPOH}$  in MeCN at 298 K: (A) UV–vis spectra vs time (45.5 mM TEMPOH) (inset: first-order fit of absorbance at 586 nm). (B) Plot of pseudo-first-order rate constants vs  $[\text{TEMPOH}]$ .

where the intermediate is the dominant species present in solution, are within error of the  $\lambda_{\text{max}}$  and  $\epsilon$  values predicted for the sum of separated starting reagents. This indicates that the intermediate is a hydrogen-bonded  $\text{Co}^{\text{III}}(\text{Hbim})|\text{TEMPOH}$  precursor complex, only slightly perturbed from the starting materials, rather than a charge-transfer complex or a species with a different coordination about cobalt.

Alternative formulations of the intermediate involving pre-equilibrium ET or PT are ruled out by the optical spectra and thermodynamic arguments.<sup>7</sup> In these cases, reactions with high  $[\text{TEMPO}]$  at short times would predominantly contain  $\text{Co}^{\text{II}}(\text{Hbim})$  or  $\text{Co}^{\text{III}}(\text{H}_2\text{bim})$ , but these have optical spectra distinct from what is observed.<sup>13a</sup> In addition, ET from TEMPOH to  $\text{Co}^{\text{III}}(\text{H}_2\text{bim})$  would be endoergic by 30  $\text{kcal mol}^{-1}$ , based on the known  $E_{1/2}$  values for  $\text{Co}^{\text{III}}(\text{Hbim})$ <sup>10</sup> and TEMPOH.<sup>6</sup> PT from TEMPOH to  $\text{Co}^{\text{III}}(\text{Hbim})$  is even more endoergic, 44  $\text{kcal mol}^{-1}$  based on the known  $\text{p}K_a$  values.<sup>6,10</sup>

To probe the properties of the successor complex, the kinetics of the reverse reaction were measured both by <sup>1</sup>H NMR [5–10 mM  $\text{Co}^{\text{II}}(\text{H}_2\text{bim})$  and 3–15 equiv of TEMPO] and by UV–vis [1–2 mM  $\text{Co}^{\text{II}}(\text{H}_2\text{bim})$  and up to 0.38 M TEMPO].<sup>7</sup> The <sup>1</sup>H NMR spectra indicate good mass balance and that equilibrium is reached with  $\sim 10\%$  conversion of

(10) Roth, J. P.; Yoder, J. C.; Won, T. J.; Mayer, J. M. *Science* **2001**, *294*, 2524–2526.

(11) (a) King, E. L. *Int. J. Chem. Kinet.* **1982**, *14*, 1285–1286. (b) Pladziejewicz J. R.; Lesniak, J. S.; Abrahamson, A. J. *J. Chem. Educ.* **1986**, *63*, 850–851.

(12) (a) In bimolecular reactions, equilibrium constants for weak encounter complexes are typically estimated from the average collisional distance.<sup>4</sup> The estimate of  $0.16 \text{ M}^{-1}$  follows: (b) Ebersohn, L. *Electron Transfer reactions in Organic Chemistry*; Springer-Verlag: Berlin, Germany, 1987; pp 32–34. (c) If the value for  $K_S$  were smaller than  $0.16 \text{ M}^{-1}$ , the discrepancy between  $\Delta G_{\text{HAT}}^\ddagger$  and  $\Delta G_1^\ddagger$  would be even larger.

(13) Radius of  $\{\text{Co}^{\text{II}}(\text{H}_2\text{bim}) + \text{TEMPO}\} \approx 0.8 \text{ nm}$ : (a) Yoder, J. C.; Roth, J. P.; Gussenhoven, E. M.; Larsen, A. S.; Mayer, J. M. *J. Am. Chem. Soc.* **2003**, *125*, 2629–2640. (b) Roth, J. P.; Lovell, S.; Mayer, J. M. *J. Am. Chem. Soc.* **2000**, *122*, 5486–5498.

(5) (a) HAT precursor complex formation is suggested to be rate-limiting in: Temprado, M.; McDonough, J. E.; Mendiratta, A.; Tsai, Y.-C.; Fortman, G. C.; Cummins, C. C.; Rybak-Akimova, E. V.; Hoff, C. D. *Inorg. Chem.* **2008**, *47*, 9380–9389. (b) For initial hydrogen-bonded complexes that inhibit HAT, see: Litwinienko, G.; Ingold, K. U. *Acc. Chem. Res.* **2007**, *40*, 222–230.

(6) Mader, E. A.; Manner, V. W.; Markle, T. F.; Wu, A.; Franz, J. A.; Mayer, J. M. *J. Am. Chem. Soc.* **2009**, *131*, 4335–4345.

(7) See the Supporting Information.

(8) Espenson, J. H. *Chemical Kinetics and Reaction Mechanisms*, 2nd ed.; McGraw Hill, Inc.: New York, 1995.

(9)  $\Delta H_P^\circ = \Delta H_P^\circ + \Delta H_{\text{HAT}}^\ddagger - (\Delta H_{-\text{HAT}}^\ddagger + \Delta H_S^\circ)$ .  $\Delta H_P^\circ$  can be derived using the independently determined values for  $\Delta H_P^\circ$ ,  $\Delta H_{\text{HAT}}^\ddagger$ , and  $(\Delta H_{-\text{HAT}}^\ddagger + \Delta H_S^\circ)$ . An equivalent entropic relationship can be defined. The calculated values of  $\Delta H_P^\circ$  (Table 1) are consistent with those measured directly ( $\Delta H_P^\circ = -6 \pm 4 \text{ kcal mol}^{-1}$ ;  $\Delta S_P^\circ = -13 \pm 12 \text{ cal mol}^{-1} \text{K}^{-1}$ ) but have smaller error bars.

$\text{Co}^{\text{II}}(\text{H}_2\text{bim})$ . The data are well fit by an opposing second-order approach-to-equilibrium kinetic model (eq 3),<sup>11</sup> with  $k_{-1} = (1.8 \pm 0.5) \times 10^{-4} \text{ M}^{-1} \text{ s}^{-1}$  at 298 K. Eyring analysis of the rate constants from 273 to 313 K is shown in Table 1. No saturation was observed up to 0.38 M TEMPO.

$$-\frac{d[\text{Co}^{\text{III}}]}{dt} = \frac{k_{\text{HAT}}K_{\text{P}}[\text{Co}^{\text{III}}][\text{TEMPOH}] - k_{-\text{HAT}}K_{\text{S}}[\text{Co}^{\text{II}}][\text{TEMPO}]}{1 + K_{\text{P}}([\text{Co}^{\text{III}}] + [\text{TEMPOH}])} \quad (3)$$

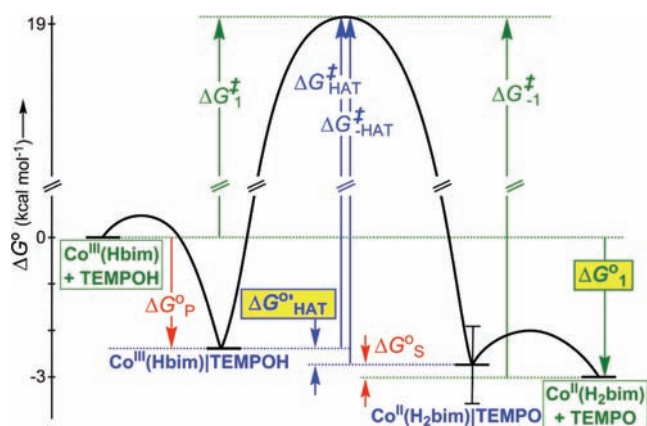
The first-order kinetic behavior in [TEMPO] indicates that under these conditions the successor complex  $\text{Co}^{\text{II}}(\text{H}_2\text{bim})$ /TEMPO is formed only to a small extent. Analysis with a full kinetic model based in Scheme 1 (see the Supporting Information) indicates that  $K_{\text{S}}$  must be less than  $2.6 \text{ M}^{-1}$ . The successor complex, although not observed, likely involves a hydrogen bond from  $\text{Co}^{\text{II}}(\text{H}_2\text{bim})$  to the nitroxyl radical. This analysis assumes that the formation of the precursor and successor complexes is fast on the time scale of the HAT reaction, which is reasonable given that the formation of hydrogen-bonded adducts is usually fast and that  $k_{\text{HAT}}$  is small,  $< 10^{-3} \text{ s}^{-1}$ . A standard collisional model<sup>12</sup> can be used to estimate a lower limit for the formation of the successor complex,  $K_{\text{S}} \approx 0.16 \text{ M}^{-1}$ , using molecular radii roughly estimated from crystallographic data.<sup>13</sup> The range  $2.6 \text{ M}^{-1} > K_{\text{S}} > 0.16 \text{ M}^{-1}$  indicates that the free energy of formation of the successor complex is  $1.1 > \Delta G_{\text{S}}^{\circ} > -0.56 \text{ kcal mol}^{-1}$  or  $\Delta G_{\text{S}}^{\circ} = 0.27 \pm 0.83 \text{ kcal mol}^{-1}$ .

The free energies of activation and complex formation for reaction (1) are illustrated in Figure 2. The free energy for unimolecular HAT,  $\Delta G_{\text{HAT}}^{\circ}$ , is given by the overall free energy  $\Delta G_1^{\circ}$  minus the difference between the energies of forming the precursor (P) and successor (S) complexes,  $\Delta G_{\text{S}}^{\circ}$  and  $\Delta G_{\text{P}}^{\circ}$  (eq 4).<sup>4</sup>  $\Delta G_{\text{HAT}}^{\circ}$  is clearly very different from the overall free energy change,  $\Delta G_1^{\circ}$ . Quantitatively,  $\Delta G_{\text{HAT}}^{\circ} = -0.3 \pm 0.9 \text{ kcal mol}^{-1}$ , roughly isoergic. In contrast, the overall  $\Delta G_1^{\circ}$  is significantly downhill,  $-3.0 \pm 0.4 \text{ kcal mol}^{-1}$  ( $K_1 = 169$ ). The  $2.7 \pm 0.9 \text{ kcal mol}^{-1}$  difference between  $\Delta G_{\text{HAT}}^{\circ}$  and  $\Delta G_1^{\circ}$  is due to the much higher equilibrium constant for the precursor complex than for the successor complex. This is likely due to the  $\text{TEMPOH} \rightarrow \text{Co}^{\text{III}}(\text{Hbim})$  hydrogen bond being stronger than the  $\text{Co}^{\text{II}}(\text{H}_2\text{bim}) \rightarrow \text{TEMPO}$  hydrogen bond.

$$\Delta G_{\text{HAT}}^{\circ} = \Delta G_1^{\circ} + \Delta G_{\text{S}}^{\circ} - \Delta G_{\text{P}}^{\circ} \quad (4)$$

The precursor and successor (P and S) complexes for PCET are quite different from those for ET. Electrons can tunnel over multiple-angstrom distances, so there are usually no orientation requirements for the P and S complexes. These are typically treated as weak “encounter” complexes whose energies of formation can be estimated by electrostatic models.<sup>12</sup> In PCET, however, the transfer of the proton occurs over tenths of angstroms, typically along a specific axis and often within a hydrogen bond. Therefore, the simple electrostatic models used for ET are not appropriate for PCET. For instance, they predict that  $\Delta G_{\text{P}}^{\circ} = \Delta G_{\text{S}}^{\circ}$  because no net charge is transferred [for reaction (1), there is no electrostatic work because TEMPO and TEMPOH are neutral reactants].

Precursor and successor complexes for PCET (and PT) likely have specific orientation requirements in which both



**Figure 2.** Free-energy surface for the reaction of  $\text{Co}^{\text{III}}(\text{Hbim}) + \text{TEMPOH}$  in MeCN (eq 1). The uncertainty in  $\Delta G_{\text{S}}^{\circ}$  for the formation of  $\text{Co}^{\text{II}}(\text{H}_2\text{bim})/\text{TEMPO}$  is indicated by the error bar. The top half of the figure is not to scale, as indicated by the breaks in the lines.

steric interactions and hydrogen bonding are energetically significant. The  $\text{Co}^{\text{III}}(\text{Hbim})/\text{TEMPOH}$  complex implicated here is likely to be structurally very similar to the precursor complex although that may not always be the case. The energetics of PCET precursor and successor complexes could in some cases be estimated using empirical models for hydrogen-bond energies,<sup>7,14</sup> although the parameters needed are often not available for metal complexes or organic radicals. Hydrogen bonds are also important in organic HAT reactions, but for a somewhat different reason: a hydrogen-atom donor such as phenol must shed its hydrogen-bonded solvent prior to reaction with an organic radical.<sup>5b</sup>

In conclusion, precursor and successor complexes are an important part of PCET reactions. These complexes have specific orientations that are important to the PCET process. The energetics of their formation, as indicated by the  $\text{Co}^{\text{III}}(\text{Hbim}) + \text{TEMPOH}$  reaction analyzed here, can be a substantial component of the overall energy change. This is particularly the case in the low-driving-force regime that is important in biological and energy-conversion PCET processes.<sup>1</sup> Because the precursor and successor complexes have both steric interactions and hydrogen bonds, their energies of formation cannot be estimated with the electrostatic models common for ET reactions. These conclusions have important implications for analyses of PCET systems, from mechanistic arguments<sup>1,15</sup> to the application of the Marcus cross relation<sup>10,16</sup> to sophisticated quantum theories.<sup>1,3a</sup>

**Acknowledgment.** We thank the U.S. National Institutes of Health (Grant GM50422 to J.M.M.) and the Natural Sciences and Engineering Research Council of Canada (Grant NSERC PGS-D2 to E.A.M.) for financial support. The authors are also indebted to Drs. J. P. Roth and J. C. Yoder for their prior studies on this system.

**Supporting Information Available:** Experimental details and kinetic thermochemical analysis. This material is available free of charge via the Internet at <http://pubs.acs.org>.

(14) Abraham, M. H. *Chem. Soc. Rev.* **1993**, *22*, 73–83.

(15) Compare refs 1, 13, 16, and: Concepcion, J. J.; Brennaman, M. K.; Deyton, J. R.; Lebedeva, N. V.; Forbes, M. D. E.; Papanikolas, J. M.; Meyer, T. J. *J. Am. Chem. Soc.* **2007**, *129*, 6968–6969.

(16) Warren, J. J.; Mayer, J. M. *Proc. Natl. Acad. Sci. U.S.A.*, doi:10.1073/pnas.0910347107.