

### Preparation of a Silica-Bound Arenechromium-dicarbonyl-isonitrile Complex

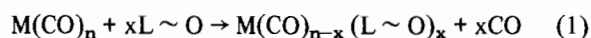
CARLAXEL ANDERSSON, RAGNAR LARSSON and BARUCH YOM-TOV

*Inorganic Chemistry 1, Chemical Center, University of Lund, P.O.B. 740, S-220 07 Lund 7, Sweden*

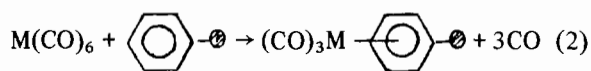
Received October 9, 1982

On a laboratory scale arenechromium–tricarbonyl complexes have found wide applications in organic synthesis [1] and as catalysts in hydrogenation reactions [2]. For a technical utilization of these soluble complexes, however, easier handling (*i.e.* separation and recovery) is necessary. The solution to this problem is to immobilize the soluble transition metal complex on some kind of solid support.

The method most frequently used to immobilize transition metal carbonyl complexes in general is to substitute one or more of the carbonyl ligands with a supported N- or P-donor ligand [3], (eqn. 1).



For carbonyl complexes bearing ligands other than CO, *e.g.* arenechromiumtricarbonyl, the arene ligand can be used as a link to the support (eqn. 2).



This approach has been used to prepare heterogenized hydrogenation catalysts [4–6].

By the latter approach the essential catalytic properties of the metal complex are maintained upon heterogenisation [4]. One serious drawback of the catalysts prepared *via* the route of eqn. 2, however, is the problem of metal leakage and catalyst instability [4, 7]. The arene ligand probably functions as a leaving group in the catalytic cycle of the complex [8, 9]. This means that those chromiumtricarbonyl fragments formed during the reaction which do not recombine with the arene ligand will be lost from the support. In this way catalyst lifetime is substantially shortened. The approach represented by eqn. 1 is in this respect superior, since the link between the metal atom and the support is not involved in the catalytic process.

To minimize effects on the catalytic properties of the complex the exchanging ligand L should have acceptor–donor properties comparable to those of CO. Moreover the ligand L should be such that it

can be bound to the support by chemical means. One type of ligand which meet such requirements to some extent are the isonitriles-RNC [10]. Recent reports have shown how isonitriles can be chemically bound to silica [11] and polystyrene [11, 12] supports. Mentzel *et al.* [12] have also shown how a wide variety of carbonyl complexes can be heterogenized *via* such supported ligands. Their attempted preparation of a polymer bound toluenechromium-dicarbonyl-isonitrile complex did not however succeed. We now report a preparative route to such polymer-bound chromium complexes.

### Experimental

Infrared spectra were recorded in KBr suspensions on a PE 580B spectrometer. Photochemical reactions were carried out with an 150 W Hanau high-pressure mercury lamp with a quartz cooling jacket.

#### Preparation of Support

Commercially available 3-aminopropyltriethoxy silane was converted into 3-isocyanopropyl triethoxysilane according to Howell and Berry [11]. Subsequent condensation of this silane with silica (Degussa Aerosil 200) in refluxing toluene yielded the functionalized support (I).

#### Preparation of Immobilized Metal Complexes

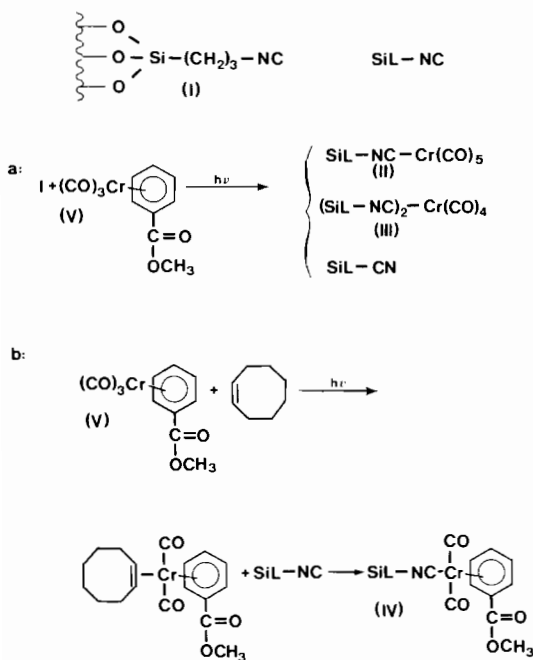
All reactions with arenechromiumcarbonyl complexes were done under dry N<sub>2</sub>.

##### a) Attempted Direct Substitution (Scheme 1)

4.0 g of functionalized support ( $3 \cdot 10^{-4}$  mol isonitrile/g) and 0.4 g methylbenzoatechromiumtricarbonyl (Strem Chem. Inc.) in toluene/THF (50/20 ml) was irradiated for 90 minutes at room temperature. After filtration and washing with  $3 \times 50$  ml toluene the resulting light yellow-orange silica gel was dried in a stream of N<sub>2</sub>.

##### b) Indirect Substitution (Scheme 1)

This was done according to the procedure given for the preparation of thiocarbonyl complexes [13], *i.e.* 0.4 g methylbenzoatechromiumtricarbonyl in 50 ml degassed toluene and 3 ml cyclooctene (Aldrich) was irradiated for 50 minutes at room temperature. The irradiation was stopped and 4.0 g of functionalized support, carefully degassed, was added. The reaction mixture was left overnight, then filtered and finally washed (1  $\times$  50 ml hexane, 1  $\times$  50 ml THF, 3  $\times$  50 ml hexane) before drying in a stream of dry N<sub>2</sub>. This yellow silica gel was then stored in a Schlenk tube under N<sub>2</sub>.



Scheme 1. Preparation of polymerbound Cr-complexes *via*: a) the direct route. b) the indirect route.

## Results and Discussion

Strohmeier and Hellman [10, 14] have used the photoinitiated ligand dissociation path to substitute a CO ligand in arenechromiumtricarbonyl complexes and in this way prepared the cyclohexylisocyanide derivatives, arene  $\text{Cr}(\text{CO})_2(\text{CNC}_6\text{H}_{11})$ . When applied to our silica-bonded isocyanide ligand (I) this method gave a very complex product mixture (Scheme 1a). In the infrared spectrum (Fig. 1) a large number of bands in the CO and NC stretching region can be seen.

Starting at high wavenumbers the band at  $2240\text{ cm}^{-1}$  can be assigned to a nitrile  $-(\text{CH}_2)_3-\text{CN}$  (compare butyronitrile  $\nu(\text{CN})\ 2265\text{ cm}^{-1}$ ). Hence an isomerisation of the isocyanide to a nitrile has taken place. This effect was not observed in the study of Menzel *et al.* [12]. From the present data it cannot be concluded whether the isomerization is effected by the irradiation, or is caused by the Cr ions in the reaction medium.

Besides the isomerized isocyanide, the spectrum (Fig. 1) also suggests at least three different substitution products. The sharp peak at  $2170\text{ cm}^{-1}$  together with the peak at  $2067\text{ cm}^{-1}$  and the broad band at  $1960\text{ cm}^{-1}$  suggest the formation of  $\text{Cr}(\text{CO})_5-\text{CN}-\text{SiL}(\text{II})(\text{EtNCCr}(\text{CO})_5\ \nu(\text{NC})\ 2167\text{ cm}^{-1}, \nu(\text{CO})\ 2067\text{ cm}^{-1}, 1961\text{ cm}^{-1}, [15])$ , while the sharp peak at  $2015\text{ cm}^{-1}$  together with the broad band at  $1950\text{ cm}^{-1}$  and the shoulder at  $\sim 1920$

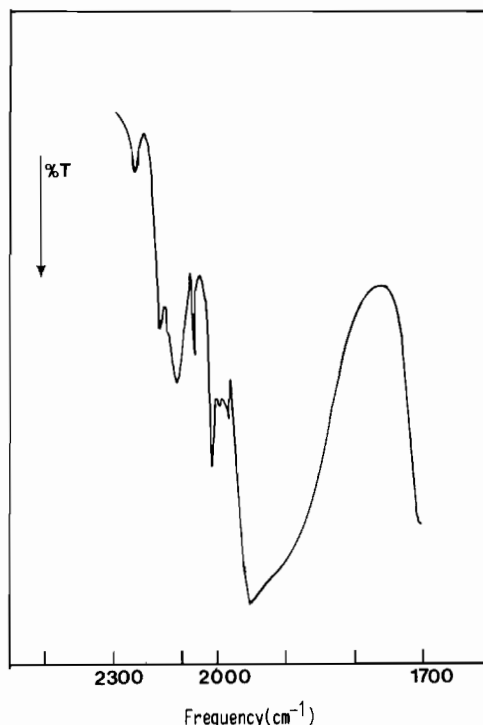


Fig. 1. Infrared spectrum of the silica gel obtained after direct substitution.

$\text{cm}^{-1}$  suggest the formation of  $\text{Cr}(\text{CO})_4(\text{CN}-\text{SiL})_2$  (III),  $(\text{EtCN})_2\text{Cr}(\text{CO})_4\ \nu(\text{NC})\ 2162\text{ cm}^{-1}, 2128\text{ cm}^{-1}, \nu(\text{CO})\ 2018\text{ cm}^{-1}, 1945\text{ cm}^{-1}, 1933\text{ cm}^{-1}, 1926\text{ cm}^{-1}$  [15]).

The third product that the IR-spectrum gives us a hint of is the desired monosubstituted product. The rather intense band at  $\sim 2120\text{ cm}^{-1}$  can be assigned to  $\nu(\text{NC})$  in  $\text{CH}_3\text{O}_2\text{CC}_6\text{H}_5\text{Cr}(\text{CO})_2\text{CN}-\text{SiL}(\text{IV})$ , ( $\nu(\text{NC})\ 2123\text{ cm}^{-1}$  in  $(\text{CO}_2\text{CH}_3)_2\text{C}_6\text{H}_4-\text{Cr}(\text{CO})_2\text{CNC}_6\text{H}_{11}$  [10]).

The formation of the pentacarbonyl(II) and the tetracarbonyl(III) are rather puzzling. Their formations are apparently not caused by the presence of the support, since they are formed with silica support (present study) as well as with polystyrene support (Menzel *et al.* [12]). As some amount of the monosubstituted product (IV) is observed in our experimental data (Fig. 1), it can be suggested that the radiation causes reactions that decompose the product (IV), to form the pentacarbonyl(II) and tetracarbonyl(III).

Decomposition reactions of arenechromiumdicarbonylisocyanide complexes upon prolonged irradiation have been observed before [16], but no decomposition products were identified.

To avoid the formation of undesirable side-products on the support the indirect method given in Scheme 1 was applied. As can be seen (Fig. 2)

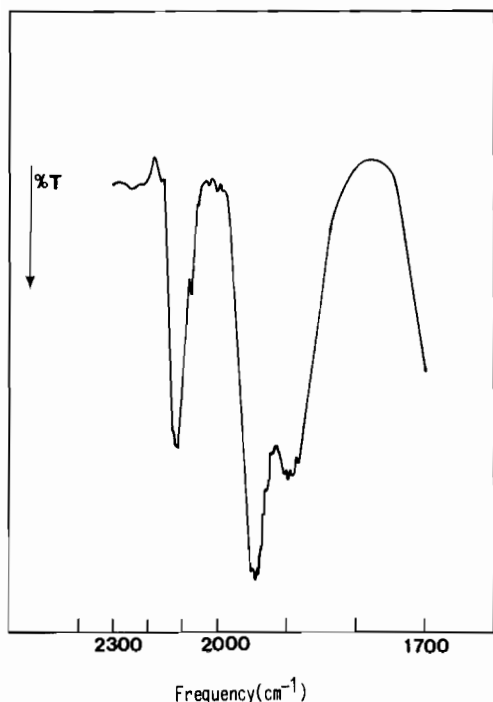


Fig. 2. Infrared spectrum of the silica gel obtained after indirect substitution.

this procedure gives a much purer product. The dominant peaks in this spectrum (*i.e.* a sharp peak at  $2116\text{ cm}^{-1}$  and two other strong peaks at  $1944\text{ cm}^{-1}$  and  $1896\text{ cm}^{-1}$ ) are in agreement with what has been found for other isonitrile complexes (*e.g.*  $(\text{CO}_2\text{CH}_3)_2\text{C}_6\text{H}_4\text{Cr}(\text{CO})_2\text{C}_6\text{H}_{11}\text{NC}$   $\nu(\text{NC})\ 2123\text{ cm}^{-1}$ ,  $\nu(\text{CO})\ 1940\text{ cm}^{-1}$  [10]). Hence this preparative route makes it possible to prepare a polymer bound arenechromiumdicarbonylisonitrile complex.

The rather low CO stretching frequency ( $1940\text{ cm}^{-1}$ ,  $50\text{ cm}^{-1}$  lower than that of the tricarbonyl complex (V)), indicates that the isonitrile ligand cannot fully play the  $\pi$ -accepting role of CO. The remaining CO-ligands have to accept more electron

density from the metal ion. What consequences this might bring about on the catalytic properties are at present being studied.

#### Acknowledgement

The authors are grateful to the Swedish Board for Technical Development for financial support.

#### References

- 1 J. P. Collman and L. S. Hegedus, 'Principles and Applications of Organotransition Metal Chemistry', Chapter 14, University Science Books, (1980).
- 2 E. N. Frankel, *Rev. Fr. Corps Gras*, **24**, 241 (1977) and references cited therein.
- 3 D. C. Bailey and S. H. Langer, *Chemical Reviews*, **81**, 109 (1981).
- 4 R. A. Awl, E. N. Frankel, J. P. Friedrich and E. H. Pryde, *J. Am. Chem. Soc.*, **55**, 577 (1978).
- 5 R. A. Awl and E. N. Frankel, *J. Am. Oil Chem. Soc.*, **58**, 557 (1981).
- 6 C. U. Pittman Jr., B. T. Kim and W. M. Gouglas, *J. Org. Chem.*, **40**, 590 (1975).
- 7 R. A. Awl, E. N. Frankel, I. P. Friedrich and C. L. Swanson, *J. Polym. Sci. Polym. Chem. Ed.*, **18**, 2663 (1980).
- 8 E. N. Frankel and R. O. Butterfield, *J. Org. Chem.*, **34**, 3930 (1969).
- 9 R. N. Frankel, E. Selke and C. A. Glass, *J. Org. Chem.*, **34**, 3936 (1969).
- 10 W. Strohmeier and H. Hellman, *Chem. Ber.*, **97**, 1887 (1964).
- 11 J. A. S. Howell and M. Berry, *J. Chem. Soc., Chem. Comm.*, 1039 (1980).
- 12 H. Menzel, W. P. Fehlhammer and W. Beck, *Z. Naturforsch.*, **37b**, 201 (1982).
- 13 G. Jaouen and G. Simonneaux, *Inorg. Synth.*, **19**, 200 (1979).
- 14 W. Strohmeier and H. Hellman, *Chem. Ber.*, **96**, 2859 (1963).
- 15 J. A. Connor, E. M. Jones, G. K. McEwen, M. K. Lloyd and J. A. McCleverty, *J. Chem. Soc. Dalton*, 1246 (1972);  
R. B. King and Mohan Singn Saran, *Inorg. Chem.*, **13**, 74 (1974).
- 16 B. A. Howell and W. S. Trahanovsky, *J. Am. Chem. Soc.*, **97**, 2136 (1975).