

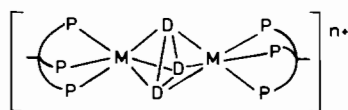
Electrochemical Behaviour of the Triple-Decker Sandwich Cobalt and Nickel Complexes with *cyclo*-Triphosphorus and *cyclo*-Triarsenic

L. FABBRIZZI and L. SACCONI*

Istituto di Chimica Generale e Inorganica, Università, Laboratorio CNR, 39 Via J. Nardi, 50132 Florence, Italy

Received May 22, 1979

The triple-decker dinuclear metal complexes containing the *cyclo*-P₃ or the *cyclo*-As₃ unit as internal slice, having the general formula [(triphos)M-μ(η³-D₃)M(triphos)]ⁿ⁺ (triphos = 1,1,1-tris(diphenylphosphinomethyl)ethane; M = Co, Ni; N = 1, 2) were recently synthesized in this Laboratory [1]. These compounds represent a unique class of double sandwich metal complexes with 31 to 34 valence electrons, in agreement with the MO treatment by Hoffmann and coworkers [2] which predicts also the existence of stable 30-electron complexes:



M = Co; D = P : Co₂P
 D = As : Co₂As
 M = Ni; D = P : Ni₂P
 D = As : Ni₂As

The 31- and 33-electron dication species Co₂P²⁺, Co₂As²⁺, Ni₂P²⁺ and Ni₂As²⁺ are formed by reaction of the appropriate hydrated metal salt, usually tetrafluoroborate, with the ligand triphos and with white P₄ or yellow As₄ under nitrogen, followed by recrystallization in the presence of air. By reaction with NaBH₄ the corresponding singly charged 32- and 34-electron cations are obtained. With the aim of collecting more information on the redox behaviour of these compounds and to try to generate 30-electron species electrochemically, we decided to investigate the electrochemistry of these metal complexes.

Preliminary work on the cobalt complexes indicated that reversible three-step voltammograms (a one-electron oxidation and two one-electron reduction processes) can be obtained at the platinum electrode for Co₂P²⁺ and Co₂As²⁺ in acetonitrile using Et₄NBF₄ as electrolyte [3]. The CV curve obtained with Co₂P²⁺ is reported in Fig. 1. Bulk electrolysis of Co₂P²⁺ (Number of Valence Electrons 31) at the potential of the first reduction step generates, as

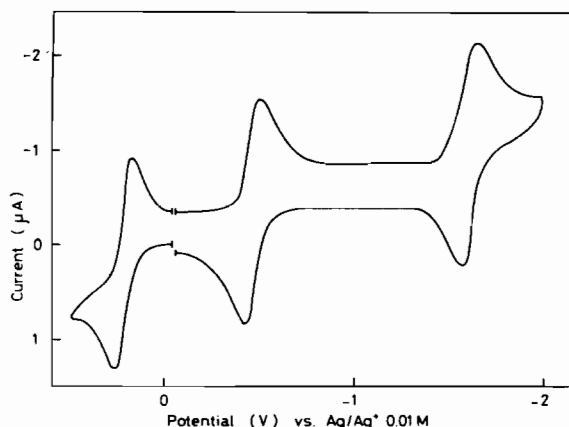


Fig. 1. Cyclic voltammogram at the platinum microsphere of a 5×10^{-4} solution of [(triphos)Co-μ(η³-P₃)Co(triphos)](BF₄)₂, in acetonitrile, which was 0.1 M in Et₄NBF₄.

expected, a solution of Co₂P⁺ (NVE 32) which was previously prepared by chemical means; this was confirmed by its spectral and magnetic properties. Bulk oxidation of Co₂P²⁺ at controlled potential generates a bright green solution of Co₂P³⁺. This novel species is diamagnetic** as expected by locating its 30 valence electrons into the 15 lowest energy orbitals of the previously outlined MO diagram [1c, 2]. The arsenic analogue Co₂As²⁺ displays an analogous three-step electrochemical behaviour, small differences being observed in the E_{1/2} values: +2/+3: Co₂P, +0.22 V; Co₂As, +0.16 V; +2/+1: Co₂P, -0.47 V; Co₂As, -0.51 V; +1/0: Co₂P, -1.61 V; Co₂As, -1.58 V; vs. Ag/AgNO₃, 0.01 M, 0.1 M Et₄NBF₄ at 25 °C.

A similar study could not be carried out for the nickel derivatives Ni₂P²⁺ and Ni₂As²⁺, due to their instability in acetonitrile. Similar instability was found to occur also in DMSO as well as in DMF. We performed, therefore, an electrochemical study in acetone where both double sandwich cobalt and nickel cations are stable. The electrochemical range in acetone is remarkably less extended towards both oxidation and reduction limits than in acetonitrile. As a consequence, for Co₂P²⁺ and Co₂As²⁺ only the oxidation and the first reduction processes are detected at the platinum electrode, the second reduction step being preceded by the cathodic solvent discharge. In all cases, the species produced by controlled potential electrolysis, +1 and +3 cations, correspond to those obtained in acetonitrile, as shown by the close similarity of the visible spectra.

Two reversible one-electron steps, associated with the +2/+3 and +2/+1 redox changes, were detected

*Author to whom correspondence should be addressed.

**The magnetic susceptibility of the solution has been measured by the NMR method.

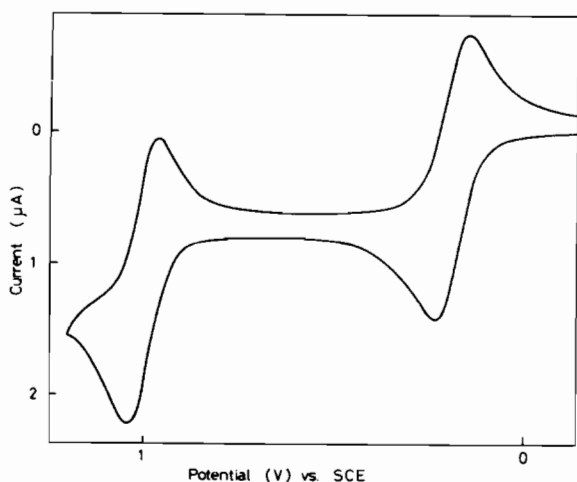


Fig. 2. Cyclic voltammogram at the platinum microsphere of a 5×10^{-4} solution of $[(\text{triphos})\text{Ni}-\mu(\eta^3\text{-P}_3)\text{Ni}(\text{triphos})](\text{BF}_4)_2$ in acetone, which was 0.1 M in Et_4NBF_4 .

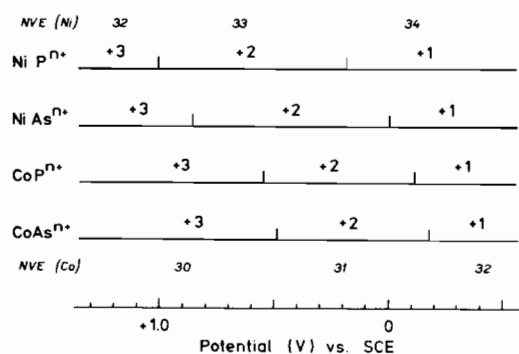


Fig. 3. Electrode potentials for the redox changes of the triple decker complexes in acetone 0.1 M Et_4NBF_4 , at 25 °C.

voltammetrically also for the nickel derivatives (the CV curve for Ni_2P^{2+} is reported in Fig. 2). However, whereas the monocations, cathodically as well as chemically generated, are stable in acetone, coulometric experiments indicated that the trications Ni_2P^{3+} and $\text{Ni}_2\text{As}^{3+}$ are reduced to the corresponding

dications by the solvent or by the impurities possibly present. The electrochemical preparation of these trications is thus precluded.

The electrode potential values associated with the redox steps occurring in acetone are reported in Fig. 3. Two main features are evident: i) both +1/+2 and +2/+3 oxidation processes occur at higher potential for the nickel complexes than for the cobalt analogues. This behaviour reflects the trend in the series of the Ionization Energies of the individual gaseous cations: $M_{(g)}^+/M_{(g)}^{2+}$: Ni, 18.1; Co, 16.6; $M_{(g)}^{2+}/M_{(g)}^{3+}$: Ni, 35.2; Co, 33.5 eV, *i.e.* cobalt and nickel cations behave similarly both in the gaseous state and as cores in a triple decker sandwich complex; ii) for the same metal, the oxidation processes (+1/+2 and +2/+3) are easier for *cyclo-As*₃ than for *cyclo-P*₃ derivatives.

According to the MO scheme previously outlined [1c, 2], the two-fold degenerate 6e orbitals, which contain the electrons involved in the redox changes, are non-bonding towards the $\eta^3\text{-D}_3$ moiety. However, the different oxidation potentials found for the $\eta^3\text{-P}_3$ and $\eta^3\text{-As}_3$ derivatives suggest that the energy of the redox levels is in some way affected by the nature of the *cyclo-D*₃ unit.

It is noticeable that the number of valence electrons of all the electrochemically identified complexes range between 30 and 34, in agreement with Hoffman's prediction [2].

References

- (a) M. Di Vaira, C. A. Ghilardi, S. Midollini and L. Sacconi, *J. Am. Chem. Soc.*, **100**, 2550 (1978). (b) *Angew. Chem. Int. Ed. Engl.*, **17**, 676 (1978). (c) M. Di Vaira, S. Midollini and L. Sacconi, *J. Am. Chem. Soc.*, **101**, 0000 (1979).
- J. W. Lauher, M. Elian, R. H. Summerville and R. Hoffmann, *J. Am. Chem. Soc.*, **98**, 3219 (1976).
- In the CV experiments the $i_{p,c}/i_{p,a}$ ratio is unity and the $i_p/\sqrt{\nu}$ ratio (ν , potential scan rate ranging from 50 to 500 mV s^{-1}) is a constant [4]. The one-electron stoichiometry was ascertained by coulometric measurements on chosen redox steps.
- R. S. Nicholson and I. Shain, *Anal. Chem.*, **36**, 706 (1964).