

Electron and Ligand Transfer Reactions between Cyclometallated Platinum(II) Compounds and Thallium(III) Carboxylates

ANTONIUS F. M. J. VAN DER PLOEG, GERARD VAN KOTEN* and KEES VRIEZE

Anorganisch Chemisch Laboratorium, J. H. van't Hoff Instituut, University of Amsterdam, Nieuwe Achtergracht 166, 1018 WV Amsterdam, The Netherlands

Received July 14, 1981

Reaction of $\text{trans-}\{(2\text{-Me}_2\text{NCH}_2\text{C}_6\text{H}_4)_2\text{Pt}^{\text{II}}\}$ with $\text{Tl}^{\text{III}}(\text{O}_2\text{CR})_3$ ($R = \text{Me}, i\text{-Pr}$) gave direct elimination of $\text{Tl}^{\text{I}}(\text{O}_2\text{CR})$ and formation of the oxidative addition product $\{(2\text{-Me}_2\text{NCH}_2\text{C}_6\text{H}_4)_2\text{Pt}^{\text{IV}}(\text{O}_2\text{CR})_2\}$, in two isomeric forms. A structure with the carbon ligands in trans positions is proposed for the main isomer, whereas the second isomer has the nitrogen ligands in trans positions. Conversion of the first isomer into the second was induced by addition of free carboxylic acid; evidence for rupture of a Pt–O bond is given and a five-coordinate intermediate proposed. Pt–O bond rupture does not occur for the trans-N-isomer.

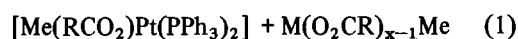
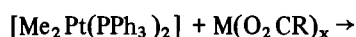
For $\{[2,6\text{-}(\text{Me}_2\text{NCH}_2)_2\text{C}_6\text{H}_3]\text{PtBr}\}$ with $\text{Tl}(\text{O}_2\text{CR})_3$ ($R = \text{Me}, i\text{-Pr}$) two competing reactions have been observed, i.e. cis oxidative addition resulting in formation of $\text{cis-O-}\{[2,6\text{-}(\text{Me}_2\text{NCH}_2)_2\text{C}_6\text{H}_3]\text{Pt}(\text{O}_2\text{CR})_2\text{Br}\}$ with elimination of $\text{Tl}^{\text{I}}(\text{O}_2\text{CR})$, and exchange of the bromide atom and a carboxylato group between the two metal centres. For $R = \text{Me}$ a product has been isolated with stoichiometry $\{[2,6\text{-}(\text{Me}_2\text{NCH}_2)_2\text{C}_6\text{H}_3]\text{Pt}(\text{O}_2\text{CMe})\}_2 \cdot \text{Tl}(\text{O}_2\text{CMe}) \cdot 2\text{H}_2\text{O}$, which is the adduct of some of the products of the above reactions. Adduct formation has been observed as the only reaction for $\{[2,6\text{-}(\text{Me}_2\text{NCH}_2)_2\text{C}_6\text{H}_3]\text{Pt}(\text{O}_2\text{CR})\}$ and $\text{Tl}(\text{O}_2\text{CR})_3$, resulting in $\{[2,6\text{-}(\text{Me}_2\text{NCH}_2)_2\text{C}_6\text{H}_3]\text{Pt}(\text{O}_2\text{CR}) \cdot \text{Tl}(\text{O}_2\text{CR})_3\}$. The reactions of $\text{cis-}\{(2\text{-Me}_2\text{NCH}_2\text{C}_6\text{H}_4)_2\text{Pt}\}$ and $\text{cis-}\{(2\text{-Me}_2\text{NC}_6\text{H}_4\text{CH}_2)_2\text{Pt}\}$ with $\text{Tl}^{\text{III}}(\text{O}_2\text{CR})_3$ ($R = \text{Me}, i\text{-Pr}$) are less well understood as compared with the corresponding reactions with $\text{Hg}^{\text{II}}(\text{O}_2\text{CR})_2$.

In none of the reactions has evidence for covalent Pt–Tl bonded intermediates been obtained. This result has been interpreted with an inner-sphere mechanism operating in electron transfer reactions involving $\text{Tl}^{\text{III}}(\text{O}_2\text{CR})_3$.

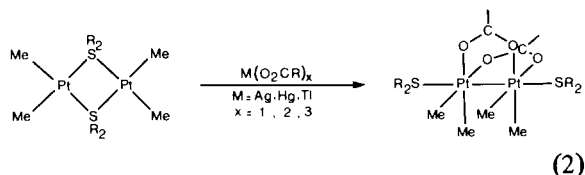
Introduction

In a previous report it has been shown that reactions of mercury(II) carboxylates with organoplatinum(II) compounds in which the organo group contains hard nitrogen donor atoms can result in formation of stable dinuclear Pt–Hg complexes [1]. For reactions of mercury(II) carboxylates with other organoplatinum(II) compounds, both transmetalation [2–4] and redox reactions [4, 5] have been observed and Pt–Hg bonded species have been proposed as possible intermediates [3].

For reactions of thallium(III) carboxylates with organoplatinum(II) compounds there are only a few reports and these indicate reaction patterns similar to those of $\text{Hg}(\text{O}_2\text{CR})_2$. With both mercury and thallium carboxylates transmetalation was observed for organoplatinum compounds containing phosphine ligands [6] (see eqn. 1).



whereas the dimeric platinum(II) compound $[\text{Me}_2\text{Pt}(\text{SEt}_2)]_2$ gave elimination of Hg^{O} and $\text{Tl}^{\text{I}}(\text{O}_2\text{CMe})$, respectively, and formation of the dinuclear Pt^{III} compound $[\{\text{Me}_2(\text{MeCO}_2)\text{Pt}(\text{SEt}_2)\}_2]$ [5] (see eqn. 2).



Investigations on other d^8 -metal complexes in our laboratory showed, however, a large difference between mercury and thallium salts. The syntheses of a series of stable Rh–Hg and Ir–Hg bonded compounds from mercury(II) carboxylato, formami-

*Author to whom correspondence should be addressed.

TABLE I. Analytical and Physical Data.

Compound	Anal. Found (Calcd.) (%)				Colour	
	C	H	N	O		
6a	[<i>cis</i> -{(2-Me ₂ NCH ₂ C ₆ H ₄) ₂ Pt}•Ti(O ₂ CMe) ₃]	31.39(32.13)	4.00(4.15)	3.32(3.06)	13.68(13.12)	cream
7a	<i>cis</i> -O-[(2,6-(Me ₂ NCH ₂) ₂ C ₆ H ₃)]Pt(O ₂ CMe) ₂ Br]•H ₂ O ^a	31.54(31.89)	4.62(4.98)	4.41(4.65)	12.81(13.29)	yellow
8a	[(2,6-(Me ₂ NCH ₂) ₂ C ₆ H ₃)]Pt(O ₂ CMe) ₂ •Ti(O ₂ CMe)•2H ₂ O ^a	30.17(30.25)	4.40(4.28)	4.71(4.71)	10.98(10.76)	white
9a	[(2,6-(Me ₂ NCH ₂) ₂ C ₆ H ₃)]Pt(O ₂ C-i-Pr)•Ti(O ₂ CMe) ₃]	30.91(30.91)	4.36(4.13)	3.63(3.28)	15.39(14.97)	white
10a	<i>trans</i> -C-[(2-Me ₂ NCH ₂ C ₆ H ₄) ₂ Pt(O ₂ CMe) ₂]•½CHCl ₃ •H ₂ O ^a	41.24(40.98)	4.95(4.93)	4.37(4.25)	11.86(12.14)	yellow
11a	<i>trans</i> -N-[(2-Me ₂ NCH ₂ C ₆ H ₄) ₂ Pt(O ₂ CMe) ₂]•½CH ₂ Cl ₂ •H ₂ O ^a	41.96(42.05)	5.13(5.22)	4.34(4.36)	12.54(12.46)	white

^a Presence of solvent adducts was evidenced by ¹H NMR spectra.

TABLE II. ¹H NMR Data.^a

Compound	Cyclometallated ligand		Carboxylato group	
	aryl	CH ₃	CH ₂	CH ₃
7a	6.90	2.78(27), 3.17(31)	4.33(28)	2.15
7b	6.90	2.77(29), 3.31(31)	4.33(31)	1.20
8a	6.80	3.00(38)	4.00(48)	2.02
8b	6.80	3.00(38)	4.01(49)	1.15
9a	6.80	2.98(37)	4.00(50)	1.17, 2.06
9b	6.80	3.00(38)	4.00(50)	1.12
10a	6.90	3.01(24), 3.06(37)	3.25(50), 4.88(4)	2.03
10b	6.90	2.98(20), 2.98(38)	3.20, 4.82	2.10 ^c , 2.13 ^c
11a	7.25	2.30(32)	2.97, 4.68(5)	1.53
11b	7.40	2.35(30)	2.90, 4.77	0.72

^a In CDCl₃; δ ¹H in ppm relative to TMS; J (¹⁹⁵Pt-¹H) in parentheses. ^b Not assigned. ^c Diastereotopic iso-propyl methyl groups.

TABLE III. ^{13}C NMR Data.^a

Compound	Cyclometallated ligand						Carboxylato group			
	Aryl carbons						CO ₂	CH ₃	CH	
	C(2)	C(3)	C(4)	C(5)	C(6)	CH ₂ NMe ₂				
					CH ₂	CH ₃				
7a	139.4(21)	121.8(20)	126.8			74.7	56.4(16), 51.8(15)	174.9	20.8	
7b	139.9	121.7(20)	126.8			^b	56.6(10), 52.2(15)	182.9	20.1	^b
8a	143.2	119.1(45)	123.1			76.2	53.1(17)	181.2	25.4	
8b	143.7	119.2(35)	123.3			^b	53.7(20)	183.0	19.8	34.8
10a	143.9	122.6(28)	125.1	125.6(26)	131.9(35)	73.7(19)	53.9, 51.8(15)	177.2	24.7(14)	
10b	144.1(12)	122.5(30)	125.4	125.8	132.1(35)	73.8(19)	54.1, 51.4(14)	181.6(8)	20.2, 20.0 ^c	37.2(14)
11a	145.0	126.4	128.2	131.7	133.5	67.1(33)	52.6(18), 48.6(17)	178.7	22.3(14)	
11b	144.7	127.0	128.6	132.0	133.7	67.4	52.6, 48.4	183.3	19.3	35.1

^aIn CDCl₃, δ ^{13}C in ppm relative to TMS; $J(^{195}\text{Pt}-^{13}\text{C})$ in Hz between parentheses. ^bNot assigned. ^cDiastereotopic iso-propyl methyl groups.

dino and triazenido complexes have been reported [7–9], whereas for thallium only Ir–Tl bonded carboxylato compounds were isolated [10]. Analogous complexes of Rh could not be prepared; instead, a catalytic reduction of thallium(III) carboxylates to thallium(I) carboxylates was found [10]. It was furthermore shown that the potentially bidentate ligands have a large influence on the geometry and dynamic behaviour of the so formed heterodinuclear metal–mercury compounds.

In order to shed more light on the role of heterodinuclear metal complexes in electron and ligand transfer reactions and on the factors governing their formation and stability, we investigated the reactions of cyclometallated platinum(II) compounds with thallium(III) carboxylates.

In this paper we show that thallium carboxylates can be used to prepare otherwise intractable organo-platinum compounds, but do not lead to stable heterodinuclear complexes containing a Pt–Tl bond.

Experimental

Varian T-60, Bruker WP-80 and Perkin-Elmer 283 spectrometers were used for recording the ^1H and ^{13}C NMR and infrared spectra. Molecular weights were determined with a Hewlett-Packard vapour pressure osmometer, Model 320B. Elemental analyses were carried out at the Institute for Organic Chemistry TNO, Utrecht. Analytical data and characteristic IR absorptions are given in Table I, while ^1H and ^{13}C NMR data are presented in Table II and III, respectively.

The compounds *cis*- and *trans*-[(2-Me₂NCH₂C₆H₄)₂Pt] [11] (1), (2), *cis*-[(2-Me₂NC₆H₄CH₂)₂Pt] [1b] (3), [(2,6-(Me₂NCH₂)₂C₆H₃)PtBr] [12] (4), and [(2,6-(Me₂NCH₂)₂C₆H₃)Pt(O₂CR)] [13] (5) were prepared according to the literature.

Reaction of *cis*-[(2-Me₂NCH₂C₆H₄)₂Pt] with Tl(O₂CMe)₃

cis-[(2-Me₂NCH₂C₆H₄)₂Pt] (0.233 g, 0.5 mmol) was dissolved in deuteriochloroform (2.5 ml). Tl(O₂CMe)₃ (0.191 g, 0.5 mmol) was added, which dissolved upon stirring. ^{13}C NMR spectra indicated that the starting Pt-compound had disappeared completely, while several new compounds were formed.

Filtration of the solution and evaporation of the solvent resulted in the isolation of a residue which analyzed fairly well for [(2-Me₂NCH₂C₆H₄)₂Pt-Tl(O₂CMe)₃]. Attempts to isolate some pure compounds, e.g. by slow diffusion of tetrahydrofuran or hexane into the chloroform solution, led to recovery of the starting Pt-compound.

Reaction of cis-[(2-Me₂NC₆H₄CH₂)₂Pt] with Tl(O₂CMe)₃

Addition of Tl(O₂CMe)₃ (0.191 g, 0.5 mmol) to a solution of *cis*-[(2-Me₂NC₆H₄CH₂)₂Pt] (0.233 g, 0.5 mmol) in deuteriochloroform (2.5 ml) led to a variety of compounds, (¹³C NMR), probably as a result of decomposition reactions. All attempts to isolate pure, identifiable, compounds failed.

*Reaction of [{2,6-(Me₂NCH₂)₂C₆H₃}PtBr] with Tl(O₂CR)₃ (R = Me, *i*-Pr)*

Addition of Tl(O₂CR)₃ (0.5 mmol) to a stirred solution of [{2,6-(Me₂NCH₂)₂C₆H₃}PtBr] (0.233 g, 0.5 mmol) in chloroform or toluene (5 ml) resulted in a dark red solution. In a few seconds this colour disappeared and a yellow solution was obtained. A white precipitate was formed which was isolated by filtration. Identification by IR spectroscopy showed only the presence of carboxylato groups, and ¹H and ¹³C NMR spectra of a freshly prepared solution in chloroform indicated the presence of two platinum compounds. The relative ratios were respectively 3:2 for R = Me and 1:2 for R = *i*-Pr.

With R = Me and toluene as the solvent, concentration by slow evaporation resulted in the precipitation of a yellow complex, which was identified as [{2,6-(Me₂NCH₂)₂C₆H₃}Pt(O₂CMe)₂Br]. The remaining solution still contained a mixture of two compounds but by repeated replenishment of the solvent and concentration by slow evaporation all [{2,6-(Me₂NCH₂)₂C₆H₃}Pt(O₂CMe)₂Br] was filtered off allowing isolation of an almost pure amount of the other, more soluble complex as a white powder from the toluene solution. This product analysed as [{2,6-(Me₂NCH₂)₂C₆H₃}Pt(O₂CMe)]₂Tl(O₂CMe)·2H₂O.

*Reaction of [{2,6-(Me₂NCH₂)₂C₆H₃}Pt(O₂CR)] with Tl(O₂CR)₃ (R = Me, *i*-Pr)*

Tl(O₂CR)₃ (0.2 mmol) was added to a solution of [{2,6-(Me₂NCH₂)₂C₆H₃}Pt(O₂CR)] (0.2 mmol) in CH₂Cl₂ (5 ml), stirred for 10 minutes and filtered off. The filtrate was evaporated to dryness and the resulting residue washed with pentane (10 ml). Drying *in vacuo* yielded pure [{2,6-(Me₂NCH₂)₂C₆H₃}Pt(O₂CR)·Tl(O₂CR)₃]. Yield 90%.

Reaction of trans-[(2-Me₂NCH₂C₆H₄)₂Pt] with Tl(O₂CMe)₃

Tl(O₂CMe)₃ (0.191 g, 0.5 mmol) was added to a stirred solution of *trans*-[(2-Me₂NCH₂C₆H₄)₂Pt] (0.233 g, 0.5 mmol) in toluene or chloroform (5 ml). The colour of the solution directly changed to yellow. After stirring for 10 min the remaining precipitate was filtered off and identified by infrared spectroscopy as Tl^I(O₂CMe). Evaporation of the solvent resulted in isolation of [(2-Me₂NCH₂C₆H₄)₂Pt(O₂CMe)₂] in almost quantitative yield. This was

a mixture of two stereoisomers, which, as deduced from ¹H NMR experiments, were present in about 12:1 molar ratio (*vide infra*). Recrystallization from CHCl₃/THF gave a pure amount of the main isomer as the CHCl₃ adduct.

*Reaction of [(2-Me₂NCH₂C₆H₄)₂Pt(O₂CR)₂] (R = Me, *i*-Pr)*

With carboxylic acids

HO₂CR (1.5 equivalents) was added to a freshly prepared solution of the mixture of isomers of [(2-Me₂NCH₂C₆H₄)₂Pt(O₂CR)₂] (0.05 mmol) in CDCl₃ (0.3 ml), obtained from the reaction of *trans*-[(2-Me₂NCH₂C₆H₄)₂Pt] with Tl(O₂CR)₃ (see above). After several days (3 for R = Me; 10 for R = *i*-Pr) the initial ratio between the two isomers had completely inverted. Only some minor impurities were formed. Slow diffusion of hexane into the solution resulted in formation of a white precipitate of the initially minor isomer [(2-Me₂NCH₂C₆H₄)₂Pt(O₂CR)₂]. Recrystallization from CH₂Cl₂/hexane gave the solvent adduct.

With methanol

The reaction of [(2-Me₂NCH₂C₆H₄)₂Pt(O₂CMe)₂] with MeOH was monitored with ¹H NMR spectrometry in a similar fashion as described above for HO₂CMe. In this case some intermediate products were formed after about 5 days, most probably methanol adducts, which mainly converted within two weeks in the initially minor isomer of [(2-Me₂NCH₂C₆H₄)₂Pt(O₂CMe)₂]. Some minor impurities were also observed.

Results

Reactions of Cyclometallated Platinum Compounds with Thallium(III) Carboxylates

Reaction of the compounds *cis*-[(2-Me₂NCH₂C₆H₄)₂Pt] (1) and *cis*-[(2-Me₂NC₆H₄CH₂)₂Pt] (3) with thallium(III) carboxylates Tl(O₂CR)₃ in chloroform resulted in the dissolution of the thallium compounds and ¹³C NMR spectra indicated that several new compounds had been formed. Evaporation of the solvent from the reaction of (1) with Tl(O₂CMe)₃ resulted in the isolation of products with overall stoichiometry [(2-Me₂NCH₂C₆H₄)Pt·Tl(O₂CMe)₃] (6) according to elemental analyses (Table I). This product was studied by field desorption mass spectrometry, but no peaks for the molecular ion were observed (Table IV). The pattern with highest intensity, centered at 463, corresponds to the cation of [(2-Me₂NCH₂C₆H₄)₂Pt]. The pattern next in intensity, at 522, corresponds to [(2-Me₂NCH₂C₆H₄)₂Pt(O₂CMe)]⁺. Furthermore, patterns centred at mass 557 and 720 were observed. The latter value

TABLE IV. Field Desorption Mass Spectroscopy Data.

PtTl compound ^a		PtHg compound ^b		Possible ions	
M/Z ^c	R.I. ^d	M/Z ^c	R.I. ^d	Formula ^e	M/Z (calcd)
463	1	463	1	(C-N) ₂ Pt	463
522	0.38	522	0.23	(C-N) ₂ Pt(O ₂ CMe)	522
554	0.15	557	0.05		
		583	0.04	(C-N) ₂ Pt(O ₂ CMe) ₂	581
		724	0.04	(C-N) ₂ PtHg(O ₂ CMe)	723
720	0.12			(C-N) ₂ PtTl(O ₂ CMe)	727
		783	0.22	(C-N) ₂ PtHg(O ₂ CMe) ₂	782

^a [(2-Me₂NCH₂C₆H₄)₂PtTl(O₂CMe)₃] (6). ^b [(2-Me₂NCH₂C₆H₄)₂(MeCO₂)PtHg(O₂CMe)] from ref. 1b. ^c Isotope pattern centred at. ^d Relative intensity. ^e C-N = Me₂NCH₂C₆H₄-.

lies close to the mass of a particle [(2-Me₂NCH₂-C₆H₄)₂PtTl(O₂CMe)]⁺ (727) and the isotope pattern was consistent with it. Attempts to isolate one of the products in pure form by slow diffusion of a tetrahydrofuran or hexane layer into a chloroform solution led to the recovering of the *cis*-isomer (1). Likewise, all attempts to isolate a pure compound from the reaction of (3) failed.

Reaction of [(2,6-(Me₂NCH₂)₂C₆H₃)PtBr] (4) with thallium(III) carboxylates Tl(O₂CR)₃ in CH₂Cl₂ or CHCl₃ immediately gave a white precipitate. From the IR spectra only the presence of carboxylato groups could be inferred. The presence of bromide atoms was indicated by the elemental analytical data for R = Me. The precipitate is thus likely to be a mixture of thallium(I) and thallium(III) carboxylates and bromides. From ¹H NMR the solution contained a mixture of two compounds, present in a ratio of 3:2 for R = Me and 1:2 for R = *i*-Pr. For R = Me, separation by fractional crystallisation yielded two pure compounds. The first, yellow, compound has the stoichiometry [(2,6-(Me₂NCH₂)₂C₆H₃)Pt(O₂CR)₂Br] (7) based on elemental analytical data. The second, white, compound gave elemental analytical data which are fairly close to a stoichiometry [(2,6-(Me₂NCH₂)₂C₆H₃)Pt(O₂CMe)]₂·Tl(O₂CMe)·2H₂O (8a).

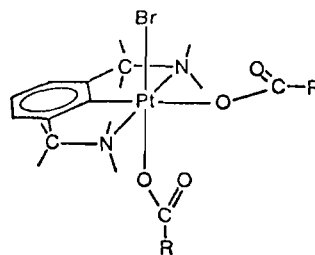
Tl(O₂CMe)₃ dissolved in CH₂Cl₂ in the presence of [(2,6-(Me₂NCH₂)₂C₆H₃)Pt(O₂CR)] (R = Me, *i*-Pr) (5) up to a 1:1 molar ratio. From the solution a product (9) could be isolated which had [(2,6-(Me₂NCH₂)₂C₆H₃)Pt(O₂CR)·Tl(O₂CMe)₃] stoichiometry, as indicated by the elemental analyses for R = *i*-Pr.

Reaction of *trans*-[(2-Me₂NCH₂C₆H₄)₂Pt] (2) with thallium(III) carboxylates Tl(O₂CR)₃ (R = Me, *i*-Pr) immediately gave a precipitate, which was identified by IR and elemental analytical data as Tl^I(O₂Cr). The solution contained a mixture of two compounds (≈12:1 ratio) which were identified by

elemental analytical data and ¹H and ¹³C NMR spectra as stereoisomers of [(2-Me₂NCH₂C₆H₄)₂Pt(O₂CR)₂] (10, 11; a, R = Me; b, R = *i*-Pr).

[(2,6-(Me₂NCH₂)₂C₆H₃)Pt(O₂CR)₂Br] (7)

For (7), a structure with a six-coordinate platinum atom is assigned. The meridional spanning of the {2,6-(Me₂NCH₂)₂C₆H₃} ligand with the rigid Pt-N coordination is deduced from the J(¹⁹⁵Pt-H₃CN) couplings. *Cis*-coordination of the carboxylato groups, resulting in a *trans*-coordination of the bromide atom and one carboxylato group, renders the NMe₂ methyl groups diastereotopic, thus explaining the observation of two anisochronous N-methyl resonances. In ref. 1b a general outline about the characterization of these structures by dynamic NMR spectroscopy is given.



[(2,6-(Me₂NCH₂)₂C₆H₃)Pt(O₂CMe)]₂·Tl(O₂CMe)·2H₂O (8)

The stoichiometry of (8) is supported by NMR spectra recorded after dissolution of the isolated product. The ¹H and ¹³C NMR spectra point to enantiotopic CH₂ H atoms and NMe₂ groups both with J(¹⁹⁵Pt-¹H) couplings, indicating stable Pt-N coordination. The complete ¹H and ¹³C NMR patterns for the {2,6-(Me₂NCH₂)₂C₆H₃} ligand closely resembled that of [(2,6-(Me₂NCH₂)₂C₆H₃)PtBr] [1b]. The compound is likely to be a platinum(II) com-

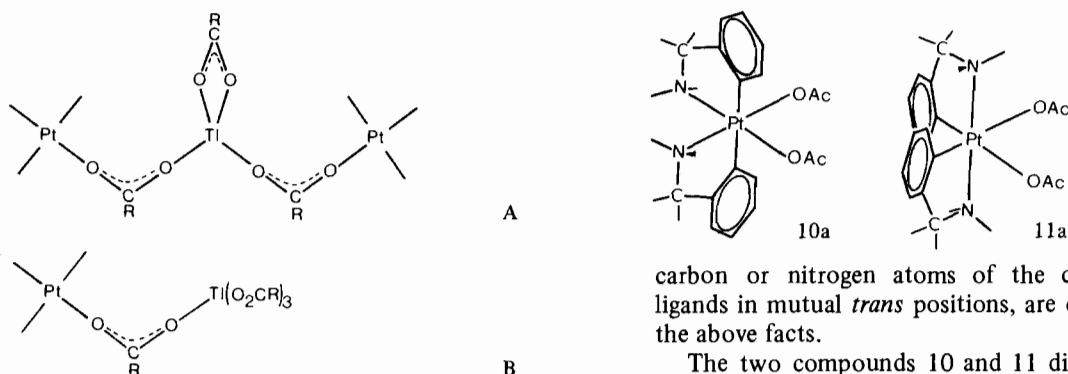


Fig. 1. Schematic structures of Pt-Ti carboxylates 8 (A) and 9 (B). Pt-to-Ti donor interactions, if present, must be very weak and labile on the basis of the NMR data (see Discussion).

compound with a square planar structure. The fact that $[(2,6-(\text{Me}_2\text{NCH}_2)_2\text{C}_6\text{H}_3)\text{Pt}(\text{O}_2\text{CMe})]$ incorporates otherwise insoluble $\text{Ti}^{\text{IV}}(\text{O}_2\text{CMe})_3$ is probably due to coordination via the platinum-bonded carboxylate groups. Thus a double bridged trinuclear structure seems to be present (see Fig. 1A).

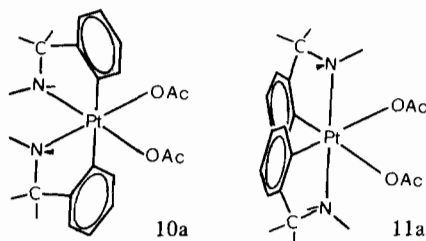
$[(2,6-(\text{Me}_2\text{NCH}_2)_2\text{C}_6\text{H}_3)\text{Pt}(\text{O}_2\text{CR}) \cdot \text{Ti}(\text{O}_2\text{CR})_3]$ (9)

The ^1H and ^{13}C NMR data of 9, concerning the cyclometallated ligand are quite similar to those obtained for pure $[(2,6-(\text{Me}_2\text{NCH}_2)_2\text{C}_6\text{H}_3)\text{Pt}(\text{O}_2\text{CR})]$ (5) [12]. Since the chemical shifts and particularly the coupling constants are rather sensitive to changes in the coordination geometry of the metal centre, we conclude that the coordination around platinum, going from compound 5 to 9, has not been changed. Likewise, otherwise insoluble $\text{Ti}(\text{O}_2\text{CMe})_3$ must be present as an adduct, which may have been accomplished by coordination via the platinum bonded carboxylate group (see Fig. 1B).

A similar structure has been proposed for the reaction product of the reverse reaction between $\text{Pd}(\text{O}_2\text{CR})_2$ and $[(2,6-(\text{Me}_2\text{NCH}_2)_2\text{C}_6\text{H}_3)\text{TiClBr}]$ [13].

$[(2-\text{Me}_2\text{NCH}_2\text{C}_6\text{H}_4)_2\text{Pt}(\text{O}_2\text{CR})_2]$ (10, 11) (a, R = Me; b, R = *i*-Pr)

The ^1H and ^{13}C NMR spectra of each of the compounds 10 and 11 are compatible with equivalent $\text{C}_6\text{H}_4\text{CH}_2\text{NMe}_2$ ligands and equivalent coordinated carboxylate groups with $^3J(^{195}\text{Pt}-^{13}\text{C})$ being observed for the α -carbon atoms (14 Hz). Two diastereotopic NMe_2 carbon atoms and an AB pattern for the CH_2 hydrogen atoms are observed for both compounds. This indicates the absence of a plane of symmetry through the C and N centre in conjunction with a rigid coordination of the NMe_2 groups to platinum. Two stereoisomeric structures, in which the acetato groups are in *cis* positions, and with either the



carbon or nitrogen atoms of the cyclometallated ligands in mutual *trans* positions, are consistent with the above facts.

The two compounds 10 and 11 differ very much with respect to their exhibited NMR chemical shifts. More or less normal chemical shifts are observed for the first stereoisomer, but for the second isomer 11 downfield shifts are observed for the aryl carbon atoms, and upfield shifts both for the hydrogen and carbon atoms of the CH_2NMe_2 moiety as well as for the acetato hydrogen atoms.

Interconversion of the Stereoisomers of $[(2-\text{Me}_2\text{NCH}_2\text{C}_6\text{H}_4)_2\text{Pt}(\text{O}_2\text{CR})_2]$ (10), (11)

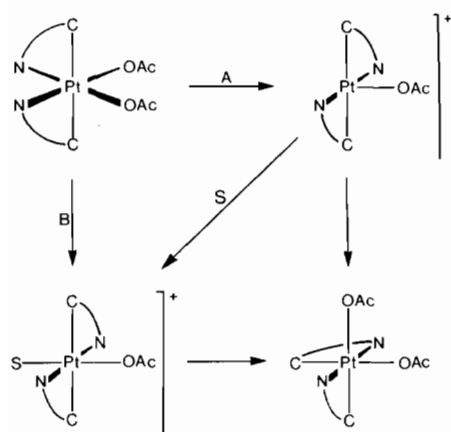
Addition of the corresponding free carboxylic acid to a freshly prepared solution of the mixture of the two compounds catalysed the conversion of the main isomer 10 into the second 11. The conversion was complete in 3 days for 10a with 2 equivalents of HO_2CMe and in more than 10 days for 10b with 2 equivalents of $\text{HO}_2\text{C-}i\text{-Pr}$. When 2 equivalents of $\text{HO}_2\text{C-}i\text{-Pr}$ were added to a solution of 10a in CDCl_3 , a mixture of 11a and 11b was formed. A mixture of 11a and $\text{HO}_2\text{C-}i\text{-Pr}$ (2 equivalents in CDCl_3) remained unchanged for several weeks.

Thus the conversion of 10 into 11 can occur with exchange between bonded carboxylate groups and free carboxylic acid, involving rupture of a Pt-O bond, but such an exchange does not occur for the final product 11.

Transformation of 10 into 11 was also possible with the addition of methanol. However, this reaction is much slower and involves new, relatively stable intermediate products, whose isolation has not been attempted.

It is generally found that bis-arylplatinum(II) compounds are more stable with the two aryl groups in *cis*-position compared with the *trans*-situation [11]. The number of reported bis-arylplatinum(IV) is rather low, but those compounds will have a *cis*-geometry just like their methyl analogues [14]. On this basis the structure with *trans*-C-atoms is assigned to stereoisomer 10 and consequently stereoisomer 11 will have a structure with *trans*-N-atoms.

On the basis of the above results the following reaction scheme is proposed for the rearrangement, employing two different routes A and B (Scheme I).



Scheme 1

The first step involves rupture of a Pt–O bond in 10 with simultaneous rearrangement of the cyclometallated ligands. There will thus be formed a five-coordinate species (A), or a six-coordinate species by subsequent coordination of a free methanol or carboxylic acid molecule (B). A further rearrangement of the cyclometallated ligands, and eventual dissociation of the coordinated molecule (S) will take place followed by recoordination of a carboxylato group.

Discussion

In contrast to the previously reported organoplatinum–mercury compounds [1], containing either a covalent or donative Pt–Hg bond, it has now been demonstrated that reactions of organoplatinum(II) compounds with thallium(III) carboxylates do not lead to similar stable heterodinuclear compounds containing a Pt–Tl bond.

The isolated product 6 from the reaction of $\text{Tl}(\text{O}_2\text{CMe})_3$ with 1 was studied by field desorption mass spectroscopy and showed an isotope pattern corresponding with the mass of $[(2\text{-Me}_2\text{NCH}_2\text{C}_6\text{H}_4)_2\text{PtTl}(\text{O}_2\text{CMe})]^+$. Although 6 analyzed as $[(2\text{-Me}_2\text{NCH}_2\text{C}_6\text{H}_4)_2\text{PtTl}(\text{O}_2\text{CMe})_3]$ no peaks were observed corresponding with the molecular ion of a platinum–thallium compound, and ^1H and ^{13}C NMR spectra indicated the presence of a mixture of compounds. In contrast, the corresponding platinum–mercury compound $[(2\text{-Me}_2\text{NCH}_2\text{C}_6\text{H}_4)_2(\text{MeCO}_2)\text{PtHg}(\text{O}_2\text{CMe})]$ of which the structure was solved by X-ray determination, showed peaks due to the molecular ion, along with similar degradation products [1b]. Furthermore, after work-up of the reaction mixture of 6 some starting products were isolated again.

Reaction of 2 with $\text{Tl}(\text{O}_2\text{CR})_3$ resulted in elimination of $\text{Tl}^{\text{I}}(\text{O}_2\text{CMe})$ and formation of two stereoisomers of $[(2\text{-Me}_2\text{NCH}_2\text{C}_6\text{H}_4)_2\text{Pt}(\text{O}_2\text{CR})_2]$ (10),

(11), the latter in variable small amounts. These stereoisomers have been identified as *trans-C*- and *trans-N*- $[(2\text{-Me}_2\text{NCH}_2\text{C}_6\text{H}_4)_2\text{Pt}(\text{O}_2\text{CMe})_2]$. The main isomer (10) was thermodynamically unstable and converted, under action of carboxylic acid, into the second stereoisomer (11). While generally it is found that *cis*-diorganoplatinum compounds are more stable than *trans*-diorganoplatinum compounds, the structure with the two carbon atoms in *trans*-position was assigned to stereoisomer 10. 11 was consequently assigned a structure with *trans* N-atoms.

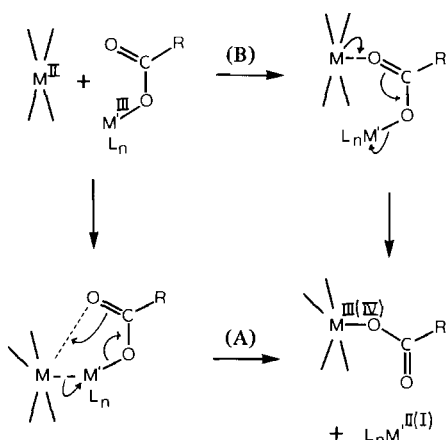
Transformation of *trans-C*- $[(2\text{-Me}_2\text{NCH}_2\text{C}_6\text{H}_4)_2\text{Pt}(\text{O}_2\text{CR})_2]$ into *trans-N*- $[(2\text{-Me}_2\text{NCH}_2\text{C}_6\text{H}_4)_2\text{Pt}(\text{O}_2\text{CR})_2]$ inevitably involves rupture of a Pt–O bond, and a reaction scheme with either a five-coordinate or a six-coordinate intermediate containing a coordinated carboxylic acid or methanol molecule is proposed. Interestingly, the destabilizing influence of *trans-C*-ligands has resulted in a greater lability of *cis* Pt–O bonds, whereas in the stereoisomer with *trans-N*-ligands no indication for Pt–O bond rupture is observed.

In this respect it is noteworthy that intramolecular exchange of one monodentate and one chelating carboxylato group, as reported for $[(\text{PPh}_3)_2(\text{CO})\text{Ru}(\text{O}_2\text{CR})_2]$ by Robinson *et al.* [15], proceeded via two mechanisms and that rupture of Ru–O bonds was significantly influenced by the *trans* ligands PPh_3 and CO respectively.

For $[\{2,6\text{-}(\text{Me}_2\text{NCH}_2)_2\text{C}_6\text{H}_3\}\text{PtBr}]$ two competing reactions were observed, which involve elimination of $\text{Tl}^{\text{I}}(\text{O}_2\text{CR})$ resulting in formation of the platinum(IV) species 7 and, very likely, exchange of a bromide atom and a carboxylato group between platinum and thallium, resulting in compound 8. The structure of 8 is still uncertain and is proposed to contain bridging carboxylato groups between the Pt^{II} and Tl^{I} units as the main structural feature. A similar structure, containing a bridging carboxylato group between a Pt^{II} and a Tl^{III} unit, is proposed for 9 which is the only product from the reaction of $[\{2,6\text{-}(\text{Me}_2\text{NCH}_2)_2\text{C}_6\text{H}_3\}\text{Pt}(\text{O}_2\text{CR})]$ and $\text{Tl}(\text{O}_2\text{CR})_3$. In both 8 and 9 Pt-to-Tl donor bonding may be present. However, the NMR data reveal the presence of a molecular mirror plane containing the terdentate ligand. This requires that any Pt–Tl interaction present be weak.

A similar situation has been met for $[\{2,6\text{-}(\text{Me}_2\text{NCH}_2)_2\text{C}_6\text{H}_3\}(\text{RCO}_2)\text{PtHgCl}_2]$ but in this case the presence of a Pt^{II} -to- Hg^{II} donor bond was established by X-ray structure determination for analogous $[\{2,6\text{-}(\text{Me}_2\text{NCH}_2)_2\text{C}_6\text{H}_3\}\{p\text{-tolylNC}(\text{H})\text{N-i-Pr}\}\text{PtHgBrCl}]$ [13].

Both the formation of 8 and 9 can be envisaged to comprise adduct formation between platinum carboxylato and thallium carboxylato compounds. In the reactions of $\text{Pd}(\text{O}_2\text{CR})_2$ with $\text{Tl}(\text{O}_2\text{CR})_3$



Scheme 2

we observed adduct formation by four O₂CR groups bridging Pd and Tl [16]. Although in these adducts the d_{z²} orbital is suitably lined up for subsequent Pd–Tl bond formation, such a reaction does not occur.

By contrast, the formation of the platinum(II) compounds 7, 10 and 11 must have involved overall two-electron transfer reactions. For these two reactions two pathways can be considered (see Scheme II).

The first route (A) involves a sequence of steps analogous to those proposed for the reaction of cyclometallated platinum(II) compounds containing N-donor ligands with mercury(II) carboxylates. The initial step would be nucleophilic attack of the Pt centre on the post-transition metal, leading to an intermediate with a Pt-to-post-transition metal donor bond (*cf.* the isolation of unstable [(2-Me₂NCH₂C₆H₄)₂PtHg(O₂CR)₂] [1]). In the case of mercury two further steps have been observed: i) one electron transfer leading to formation of a stable complex containing a covalent Pt–Hg bond (*cf.* [(2-Me₂NCH₂C₆H₄)₂(MeCO₂)PtHg(O₂CMe)] [1]) and ii) two electron transfer giving rise to platinum(IV) compounds [(2-Me₂NCH₂C₆H₄)₂Pt(O₂CR)₂] and mercury(0).

In the present work no stable Pt–Tl bonded species were isolated, which indicates that if they are intermediates according to route A they must be far less stable than the corresponding Pt–Hg species. A low stability for a covalent Pt–Tl bond would be remarkable in the light that for the metal–thallium compounds [(PPh₃)₂(CO)X(RCO₂)IrTl(O₂CR)₂] (X = Cl, O₂CR) a very stable Ir–Tl bond has been reported [10]. In fact, the only reported compound for which a Pt–Tl bond is proposed is [(Ph₃P)₂(C₆F₅)Br₂PtTl(C₆F₅)Br] [7]; however, its structure is uncertain.

An alternative for the electron-transfer process involving metal–metal bonded species might be an

inner sphere electron-transfer process involving carboxylato bridged intermediates (see route B in Scheme II). In such a process transfer of the carboxylato group(s) can be performed in the same step.

It is noteworthy that reaction of [(Ph₃P)₂(CO)-RhX] (X = Cl, O₂CMe) with Tl(O₂CMe)₃ resulted in catalytic reduction of the thallium compound and recovery of the rhodium complex, whereas the corresponding iridium complexes gave the above mentioned Ir–Tl bonded compounds [10]. By contrast, for both Rh and Ir very stable metal–mercury bonded compounds are reported [7–9]. Very likely, the catalytic reduction with rhodium also involved carboxylato bridged intermediates, in which electron transfer occurred via the CO₂ fragment resulting in alkyl radical generation.

Similar to what has been observed in the reactions of these cyclometallated Pt compounds with Hg(O₂CR)₂ [1b], with Tl(O₂CR)₃ also no transmetalation is observed.

Conclusions

Reactions of cyclometallated platinum compounds with Tl(O₂CR)₃ do not result in stable Pt–Tl bonded compounds but result either in adduct formation, electron transfer or ligand exchange. The reaction mechanism of the latter processes might involve bridging carboxylato groups without direct metal–metal bonds.

Acknowledgements

We wish to thank Mr. R. H. Fokkens for recording the field desorption mass spectra. Investigations were supported in part by the Netherlands Foundation for Chemical Research (SON), with financial aid from the Netherlands Organisation for Pure Research (ZWO).

References

- 1 A. F. M. J. van der Ploeg, G. van Koten, K. Vrieze, A. L. Spek and A. J. M. Duisenberg, a) *J. Chem. Soc., Chem. Commun.*, 469 (1980); b) *Inorg. Chem.*, in press.
- 2 R. J. Puddephatt and P. J. Thompson, *J. Chem. Soc., Dalton Trans.*, 1219 (1977); J. K. Jawad and R. J. Puddephatt, *J. Chem. Soc., Chem. Commun.*, 892 (1977).
- 3 J. K. Jawad and R. J. Puddephatt, *Inorg. Chim. Acta*, 31, L391 (1978).

- 4 J. Kuyper, *Inorg. Chem.*, **17**, 1458 (1978).
- 5 J. Kuyper and K. Vrieze, *Transition Met. Chem.*, **1**, 208 (1976);
B. Steele and K. Vrieze, *ibid.*, **2**, 169 (1977).
- 6 P. I. van Vliet, personal communication.
- 7 P. I. van Vliet, J. Kuyper and K. Vrieze, *J. Organomet. Chem.*, **122**, 99 (1976).
- 8 P. I. van Vliet, G. van Koten and K. Vrieze, *J. Organomet. Chem.*, **188**, 301 (1980).
- 9 P. I. van Vliet, M. Kokkes, G. van Koten and K. Vrieze, *Ibid.*, **187**, 413 (1980).
- 10 P. I. van Vliet and K. Vrieze, *J. Organomet. Chem.*, **139**, 337 (1977).
- 11 G. Longoni, P. Fantucci, P. Chini and F. Canziani, *J. Organomet. Chem.*, **39**, 413 (1977).
- 12 G. van Koten, K. Timmer, J. G. Noltes and A. L. Spek, *J. Chem. Soc., Chem. Commun.*, 250 (1978).
- 13 A. F. M. J. van der Ploeg, G. van Koten and K. Vrieze, *J. Organomet. Chem.*, **222**, 155 (1981); *Inorg. Chem.*, (1982) in press.
- 14 T. G. Appleton, H. C. Clark and L. E. Manzer, *J. Organomet. Chem.*, **65**, 275 (1974).
- 15 C. J. Creswell, A. Dobson, D. S. Moore and S. D. Robinson, *Inorg. Chem.*, **18**, 2055 (1979).
- 16 A. F. M. J. van der Ploeg, G. van Koten and K. Vrieze, *Inorg. Chim. Acta*, **39**, 253 (1980).
- 17 A. S. Nyholm, *Quart. Rev.*, **24** (1970)1;
A. T. T. Hiek, *Inorg. Chim. Acta*, **14**, 87 (1975).