

Ring Size Effect on the Enthalpies of Formation of Copper(II) and Zinc(II) Complexes with 1,4,7,10-tetra-aza-cyclododecane and 1,5,9,12-tetra-aza-cyclopentadecane

A. ANICHINI, L. FABBRIZZI, P. PAOLETTI

Istituto di Chimica Generale ed Inorganica dell'Università and Laboratorio C.N.R., Via I. Nardi 39, Florence, Italy

R. M. CLAY

Chemistry Department, University of Stirling, Stirling, Scotland.

Received February 12, 1977

Aqueous metal complexes with cyclic tetramines are several orders of magnitude more stable than the corresponding complexes with linear counterparts (the Macrocyclic Effect) [1]. Until recently, the thermodynamic reasons for the macrocyclic effect have been unclear, some authors attributing enthalpy as the dominant term [2], others entropy [3]. This uncertainty in the thermodynamic interpretation has probably arisen because different investigators have used different metal ions, ligands of different ring size and most importantly because of the inherent uncertainty in determining reliable enthalpy values from other than direct calorimetric measurements. However, the calorimetric study of the formation of macrocyclic complexes is made very difficult by the following factors: i) many of the cyclic ligands are only slightly soluble in water necessitating very dilute concentrations of reactants ($<10^{-2} M$); ii) the rate of the reactions, particularly at $pH < 8-9$ is normally very slow [4]; iii) all known cyclic tetramines have a great affinity for protons for the first two protonation steps [2], accurate equilibrium constants not being available. None of the above

difficulties apply to the linear tetramines where complex formation in buffer solutions can be followed in widely used isoperibolic calorimeters [5], but this

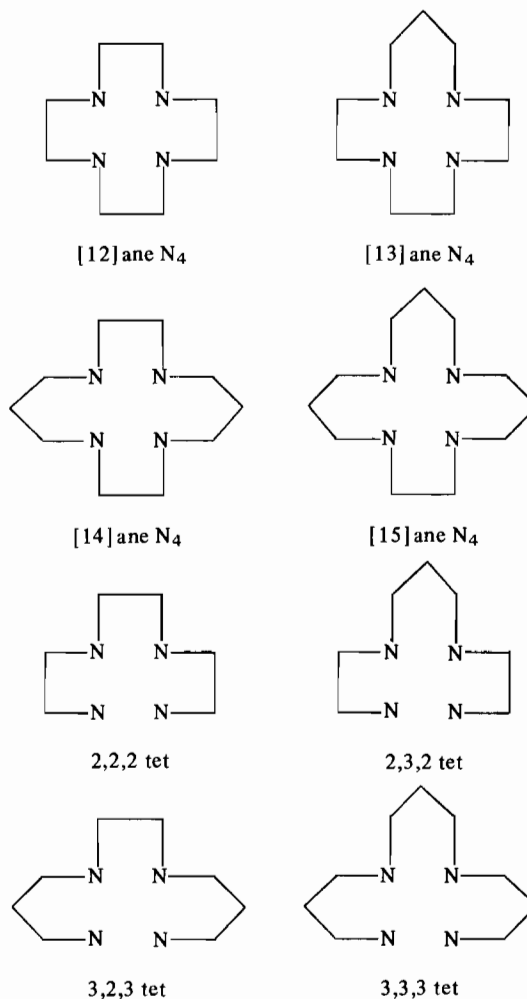


TABLE I. Calorimetric Data.

Ligand	Cu(II) Complexes		Zn(II) Complexes	
	ΔH° kcal mol ⁻¹	ΔS° cal K ⁻¹ mol ⁻¹	ΔH° kcal mol ⁻¹	ΔS° cal K ⁻¹ mol ⁻¹
[12]ane N ₄	-22.7 ^f	+36.2 ^d	-14.5 ^f	
[13]ane N ₄	-29.2 ^b	+33.7 ^b		
[14]ane N ₄	-32.4 ^a		-14.8 ^f	
[15]ane N ₄	-26.5 ^f	+22.7 ^c	-16.5 ^f	
2,2,2 tet	-21.6 ^e	+19.5 ^e	- 8.9 ^e	+25.0 ^e
2,3,2 tet	-27.7 ^e	+16.5 ^e	-11.9 ^e	+18.8 ^e
3,2,3 tet	-25.9 ^e	+13.1 ^e	-10.6 ^e	+15.9 ^e
3,3,3 tet	-19.5 ^e	+12.8 ^e	- 7.4 ^e	+18.0 ^e

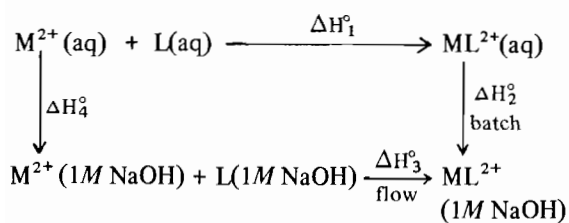
^aRef. 6. ^bRef. 7. ^cRef. 8. ^dCalculated using ΔH° from this work. ^eTaken from Ref. 9 and references therein. ^fThis work.

well proven method is totally unsuitable for macrocyclic ligands. We have therefore devised a new experimental method which overcomes these difficulties as follows; i) the much lower thermal output from these very dilute solutions is measured by sensitive microcalorimeters of both FLOW and BATCH types; ii) the reactions are carried out in strongly alkaline solutions (pH 14) resulting in both faster rates of reactions and the effective elimination of any protonated forms of the ligand.

We are now reporting enthalpy data for the reactions of Cu(II) and Zn(II) ions with the macrocyclic ligands [12]ane N₄ and [15]ane N₄ in aqueous solution at 25 °C. Comparison with similar calorimetric data for [14]ane N₄ [6] and indirect enthalpy data for Cu(II) with [12], [13] and [15]-ane N₄ [3, 7, 8] allows us to compare the two methods of obtaining enthalpy values and to consider the effect of the chelate ring sequence and the size of the macrocyclic hole on the enthalpies of formation. The data are assembled in Table I.

Experimental

[12]ane N₄·4HCl was supplied pure by Kimura. [15]ane N₄ was purified by preparing the tetrahydrochloride from the commercially available amine (Strem Chemicals) and recrystallising it from aqueous ethanol. Cu(II) and Zn(II) complexes of [15]-ane N₄ were prepared as perchlorates by mixing equimolar amounts of ligand and metal perchlorate in *n*-butanol. Elemental analysis on these compounds gave satisfactory agreement with calculated values. Calorimetric measurements were carried out using both FLOW (LKB 10700-1) and BATCH (LKB 10700-2) microcalorimeters. The reaction scheme used is outlined below, together with experimental values:



Reactions	Experimental values (kcal mol ⁻¹)			
	ΔH ₂ [°]	ΔH ₃ [°]	ΔH ₄ [°]	ΔH ₁ [°] (kcal mol ⁻¹)
Cu/[12]ane N ₄	0	-11.8	-10.9	-22.7
Cu/[15]ane N ₄	0	-15.6	-10.9	-26.5
Zn/[12]ane N ₄	-1.2	- 8.2	- 7.5	-14.5
Zn/[15]ane N ₄	-0.3	- 9.3	- 7.5	-16.5

ΔH₂[°] had previously been determined [6]. The most critical measurement is the determination of ΔH₃[°], and the values given are the mean values of reactions carried out using at least four different flow rates, within a range of ± 0.2 kcal mol⁻¹. Checks were made for both internal consistency and absolute accuracy, and full details of the experimental method and reaction conditions will appear elsewhere.

Discussion

Kodama and Kimura have previously reported values for the enthalpies of formation of the Cu(II) complexes of [12] and [15]ane N₄ of -18.3 and -26.5 kcal mol⁻¹ respectively [2, 8], obtained by temperature dependent stability constant studies. The latter value is in excellent agreement with our own (-26.5) but the former is considerably less than our own value of -22.7 kcal mol⁻¹. Two points must be made. In our calorimetric study of the reaction of [12]ane N₄ with both Cu(II) and Zn(II) we found a marked dependence of ΔH[°] on the [L]/[M] ratio above unity, suggesting that at high ligand concentrations further complexation beyond 1:1 takes place. Below [L]/[M] = 1 the enthalpy is independent of concentration and our values are taken from this range. We found no equivalent behaviour for [15]ane N₄. Secondly, Kodama and Kimura, in calculating the stability constants at different temperatures made allowance for the temperature dependence of pK₁ and pK₂ for the complex with [15]ane N₄ but not [12]ane N₄. We believe that our value for [12]ane N₄ is more reliable and a recalculation of the entropy change on complex formation using this ΔH[°] value and the logK_{ML} value obtained by Kodama and Kimura gives a value of ΔS = 36.2 cal K⁻¹ mol⁻¹. This seems much more reasonable than the previous value of 51.4 cal K⁻¹ mol⁻¹ and the ΔS values now diminish steadily as the macrocyclic ligand becomes larger and consequently less rigid.

The enthalpies of formation for Cu(II) complexes follow the sequence [14] > [13] > [15] > [12] reflecting the relative strengths of the Cu-N interactions. The most exothermic complex contains alternating five and six membered chelate rings following the pattern already established for the linear tetramine complexes [9].

The lower exothermicity of the other complexes must, in part, be due to their less favourable configurations. Previously, a linear relationship has been demonstrated between the enthalpy of formation and the energy of the (d-d) band in Cu(II) complexes of both uni- and multidentate amine ligands [10]. The explanation of this relationship depends on the assumption that the complexes exhibit a distorted octahedral *trans*-diaquo configuration and it is

significant that the few tetradentate ligands which do not obey the relationship are tripod-like ligands such as tren (tris(aminoethyl)amine) in which the nitrogen donors cannot co-ordinate *trans*. We have found that the Cu(II) complex with [14]ane N₄ obeys this relationship well [6], but the complexes with [12] and [15]ane N₄ do not,

	$\nu(\text{d-d})$ (kK)	$\Delta H_{\text{calc}}^{\circ}$ (kcal mol ⁻¹)	$\Delta H_{\text{exp}}^{\circ}$ (kcal mol ⁻¹)
[Cu([12]ane N ₄)] ²⁺	16.81	-18.4	-22.7
[Cu([15]ane N ₄)] ²⁺	17.61	-21.8	-26.5


strongly suggesting a departure from the *trans*-diaquo configuration in these two complexes. For [Cu([12]ane N₄)]²⁺, the use of the indirectly determined ΔH° value leads to the opposite conclusion [10].

Ample X-ray evidence shows that [14]ane N₄ and its derivatives prefer to co-ordinate *trans* [11-13] although a few *cis* complexes are known [14, 15]. For [12]ane N₄ no evidence exists for *trans*-configurations.

Whether or not Cu(II) with its strong preference for tetragonally distorted octahedral co-ordination, adopts a *cis* configuration with [12]ane N₄ is open to question. It is clear, however, that we should not expect the structure of [Cu([12]ane N₄)]²⁺ to contain a CuN₄ plane. No structural studies have been made on complexes with [15]ane N₄, but a recent study of the paramagnetic-diamagnetic interconversion of [Ni([15]ane N₄)]²⁺ has demonstrated the difficulty that this ligand experiences in arranging its donor atoms at the corners of a square plane [16]. It seems that each ligand, because of the restraining influence of its particular cyclic structure, will experience a varying degree of difficulty in accommodating a particular metal ion at the same time maintaining an MN₄ plane resulting, on complexation, in distortions from this planarity. The size of the metal ion will also be important in determining the extent of such distortions.

For the Zn(II) complexes, the enthalpies of formation are all very close together, the most exothermic complex being formed with [15]ane N₄. This suggests that for these complexes, the size of the macrocyclic hole is not a significant factor and that their structures should be very similar. The ionic radius of Zn²⁺ is larger than that of Cu²⁺ and the zinc ion probably sits most comfortably in the largest hole; it is dangerous, however, to draw any firm conclusions in view of the known preference of zinc to form tetrahedral complexes.

The macrocyclic enthalpy can be determined for the metathetic reactions



using known values of the enthalpies of formation of the complexes with linear tetramine ligands [9]. As a reference an attempt can be made to assign for each macrocyclic ligand the most appropriate linear ligand in terms of ring sequence (e.g. [12]ane N₄ would be compared with 2,2,2 tet). For Cu(II) and Zn(II) the macrocyclic enthalpy makes a significant contribution to the extra stability of the macrocyclic complexes; the extent of the contribution is, however, much less than previously reported for [Ni([14]ane N₄)]²⁺, where the macrocyclic enthalpy was solely responsible for the extra stability [2]. In contrast, the entropy term had previously been thought to be solely responsible for the extra stability of [Cu([12]ane N₄)]²⁺ [3] and our results demonstrate that while the entropy contribution is more dominant, it is not solely responsible for the extra stability.

Acknowledgements

We thank Professor Kimura for the gift of the ligand [12]ane N₄, together with the Italian C.N.R. for financial support and the Royal Society for the award of a European fellowship to R.M.C.

References

- 1 D. K. Cabiness and D. W. Margerum, *J. Amer. Chem. Soc.*, **91**, 6540 (1969).
- 2 F. P. Hinz and D. W. Margerum, *Inorg. Chem.*, **13**, 2941 (1974).
- 3 M. Kodama and E. Kimura, *J. Chem. Soc. Dalton*, 116 (1976).
- 4 C. Lin, D. B. Rorabacher, G. C. Cayley and D. W. Margerum, *Inorg. Chem.*, **14**, 919 (1975).
- 5 I. Wadso, *Science Tools*, **13**, 1 (1966).
- 6 A. Anichini, L. Fabbrizzi, P. Paoletti and R. Clay, submitted for publication.
- 7 M. Kodama and E. Kimura, *Chem. Comm.*, 891 (1975).
- 8 M. Kodama and E. Kimura, *J. Chem. Soc. Dalton*, 2341 (1976).
- 9 P. Paoletti, L. Fabbrizzi and R. Barbucci, *Inorg. Chim. Acta Rev.*, **7**, 43 (1973).
- 10 L. Fabbrizzi, P. Paoletti and A. B. P. Lever, *Inorg. Chem.*, **15**, 1502 (1976).
- 11 N. F. Curtis, D. A. Swann and T. N. Waters, *J. Chem. Soc. Dalton*, 1963 (1973).
- 12 B. Bosnich, R. Mason, P. J. Pauling, G. B. Robertson and M. L. Tobe, *Chem. Comm.*, 97 (1965).
- 13 R. M. Clay, J. Murray-Rust and P. Murray-Rust, unpublished results.
- 14 P. O. Whimp, M. F. Bailey and N. F. Curtis, *J. Chem. Soc. A*, 1956 (1970).
- 15 C. K. Poon and M. L. Tobe, *J. Chem. Soc. A*, 1549 (1968).
- 16 L. Fabbrizzi, unpublished results.