

## Invited Review

# Rate Parameters for Ligand Replacement Processes in Octahedral Complexes of Metals in Oxidation State Three

J. O. EDWARDS,\* F. MONACELLI and G. ORTAGGI

*Istituto Chimico, University of Rome, Rome, Italy and*

*Department of Chemistry, Brown University, Providence, Rhode Island 02912, U.S.A.*

Received March 13, 1974

### Contents

1. Introduction
2. Errors, Precision, and Accuracy
3. Symbols and Notations
  - A. General
  - B. Reaction Conditions
  - C. Abbreviations
  - D. Rate Constants and Activation Parameters
  - E. Experimental Methods
  - F. Remarks and Comments
4. Metal Oxidation State and Size
5. Acid Hydrolysis (Aqueation)
6. Solvolysis
7. Acid-Catalyzed Aqueation
8. Base Hydrolysis
9. Leaving Group Effects
10. Isomerization
11. Ligand Isomerization
12. Racemization
13. Ambiguity in Site of Attack
14. Second-Order Anations
15. First-Order Anations
16. Activation Volumes
17. Summary Conclusions
18. Acknowledgements
19. Text References
20. Data Tables
21. Data Table References

### 1. Introduction

The reactivity of octahedral metal complexes has been the subject of a large number of experimental investigations, and the results have been reviewed

several times. The basic problem which justifies such a wide interest is the mechanism of the ligand substitution process occurring at the metal atom.

In spite of the large amount of data, there are few cases for which the detailed aspects of the reaction mechanism have been settled. Generally, the usual kinetic approach leaves considerable uncertainty as to the structure of the transition state. In this respect, substitution reactions of octahedral metal complexes are not amenable, as yet, to as ready an analysis as are the nucleophilic displacements on saturated carbon substrates or as are the ligand replacements on  $d^8$  square planar metal complexes.

The most widely used approach to the problem is a comparative analysis of the behavior shown by a suitably selected class of compounds. In practice, this "behavior" is represented by the rate constants measured at a common temperature when the compounds are varied in such a way as to explore the rate changes due to variation of a given structural parameter such as leaving group, chelation, steric hindrance, *etc.*

However, rate constants, being related to the free energy change of the activation process, may be divided into the enthalpic and entropic contributions. Thus, at least in principle, the knowledge of both  $\Delta H^\ddagger$  and  $\Delta S^\ddagger$  (while equivalent as a whole to the corresponding rate constants) is more advantageous. These parameters and the activation volume  $\Delta V^\ddagger$  give useful information on different, although to some extent related, aspects of the reaction mechanism. We stress the fact that small but detectable differences in rate constants may not be ready for analysis as they presumably are related to minor changes in mechanism. Also we are aware of the condition that identical rate constants at one given temperature may belong in differently reacting systems as a consequence of the compensation of enthalpy terms with entropy terms.

There have been, unfortunately, many workers who did not attempt to evaluate activation enthalpies, and even more who neglected to calculate the activation

\* To whom correspondence should be addressed at Department of Chemistry, Brown University, Providence, Rhode Island 02912, U.S.A.

TABLE I. Mechanistic Classifications of Langford and Gray.

There are three categories of *stoichiometric* mechanisms distinguished *operationally* by kinetic tests.

1. *Dissociative* (D): intermediate of reduced coordination number, which may be detected by its selective reactivity.

2. *Associative* (A): intermediate of increased coordination number, which may be detected by departure of the rate expression from strict second-order kinetics when the reaction is followed in the direction for which the transition state lies after the intermediate.

3. *Interchange* (I): no kinetically detectable intermediates. There are two major categories of *intimate* mechanism that may be distinguished *operationally* if it can be assumed that a group of reactions with related mechanism can be identified.

1. *Associative activation* (a): the reaction rate is approximately as sensitive (or more sensitive) to variation of the entering group as to variation of the leaving group.

2. *Dissociative activation* (d): the reaction rate is much more sensitive to variation of the leaving group than to variation of the entering group.

D mechanisms must be dissociative. A mechanisms must be associative. Therefore, we adopt the following as the simplest combined notations designating both *stoichiometric* and *intimate* mechanism: A, I<sub>a</sub>, I<sub>d</sub>, D.

entropies. One reason for the deliberate omission is that, while it is relatively easy to distinguish among rate constants differing by more than 10% by conventional kinetic techniques, the experimentally-based activation enthalpies are less discriminating. Suffice it to say here that, in spite of the lower degree of accuracy for the activation parameters, the value of  $\Delta S^\ddagger$  for the base hydrolysis mechanism provided a clear decision between the proposed alternatives that were so long and so unnecessarily debated in the inorganic mechanism literature.

In this review we have collected rate constants plus activation parameters for the ligand substitution and isomerization reactions of metal complexes with the metal always in the oxidation state +3. This choice has been suggested both by the fact that much of the available data concern this class of complexes and because the rates cover a large range encompassing both labile and inert species.

The data reported here are those that appeared in the literature through 1971 and in some cases those that appeared in 1972 and 1973 in the most common periodicals. We have tried to be reasonably complete, however certainly we have missed some relevant articles and we apologize for our incompleteness to the authors of such articles.

Throughout the review the terminology introduced by Langford and Gray<sup>1</sup> will be adopted. Their interchange mechanism – either dissociative (I<sub>d</sub>) or associative (I<sub>a</sub>) – is in our opinion suitable for our purposes being sufficiently flexible to cover most of the cases discussed herein. The definitions on which this

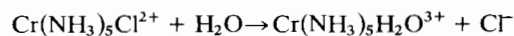
terminology is based are given in Table I. Further details about their description may be found in their text.<sup>1</sup>

We feel that the numbers collected here will provide a basis for discussion and speculation to chemists interested in this research area. It is not our purpose to attempt a complete analysis of the data; rather we shall present possible approaches to such an analysis. Also we shall probe somewhat more deeply into some specific cases, which, at the moment, appear to be sufficiently clear to us to warrant detailed discussion.

The mechanisms for ligand replacement reactions in octahedral complexes have been discussed often and elsewhere. The background plus many details in this field of research are presented in published books and reviews.<sup>1-14</sup>

## 2. Errors, Precision, and Accuracy

It is possible in certain instances to compare rate data on the same reaction as measured by several investigators. Taking as example the reaction



we have found eight articles giving relevant numbers. These numbers are presented in Table II.

Ignoring for the moment the fact that the media are not identical, it can be seen that the variation in rate constants is about a factor of two. This represents a difference of 0.41 kcal mol<sup>-1</sup> in the free energy of activation. It is immediately apparent that the values of  $\Delta H^\ddagger$  are much more divergent, with the lowest reported value being 20.7 kcal mol<sup>-1</sup> and the highest being 23.6. Since an energy change of 1.36 kcal mol<sup>-1</sup> represents a change of one power of ten in rate – all other things being equal – the variability in  $\Delta H^\ddagger$  shows that the change in rate constant with temperature is less well known than the rate constant itself,

TABLE II. Hydrolysis of Chloropentaamminechromium(III) Cation.

$\mu$	k(25°C)	$\Delta H^\ddagger$	$\Delta S^\ddagger$	Ref. <sup>d</sup>
0.106	$6.8 \times 10^{-6}$	20.7	-12.7	34
- <sup>a</sup>	$6.0 \times 10^{-6}$	21.5	-10.3	45
- <sup>b</sup>	$6.0 \times 10^{-6}$	21.6	-10.0	45
-	$8.0 \times 10^{-6}$	21.8	- 8.7	q,40
0.1	$9.3 \times 10^{-6}$	21.8	- 8.4	41
0.5	$6.8 \times 10^{-6}$	22.2	- 8.	43
1.0	$3.9 \times 10^{-6}$	22.3	- 8.5	42
0.2 <sup>c</sup>	$5.6 \times 10^{-6}$	22.4	- 7.5	44
1.0	$7.4 \times 10^{-6}$	23.6	- 2.8	37

<sup>a</sup> MeOH-H<sub>2</sub>O mixture. <sup>b</sup> EtOH-H<sub>2</sub>O mixture. <sup>c</sup> D<sub>2</sub>O.

<sup>d</sup> These reference numbers refer to that list which is entitled *Data Table References*.

provided of course that the differences appear to result from both random fluctuations and genuine variations. Separation into these two causes of differences is not yet possible. From the data of Table II, one can see the compensation of  $\Delta H^\ddagger$  and  $\Delta S^\ddagger$  often ascribed to errors but the rate constants show some divergences that we believe are genuine. The variation in  $\Delta H^\ddagger$  values usually leads to a related variation in  $\Delta S^\ddagger$  values. In this case a variation of  $4.58 \text{ cal mol}^{-1} \text{ deg}^{-1}$  is equivalent to a change of one power of ten in the rate constant.

Although it is not our primary concern here, the interrelationship between  $\Delta H^\ddagger$  and  $\Delta S^\ddagger$  is of sufficient importance to our discussions of mechanism that some mention be made here. More broad discussions of this "compensation effect" are to be found elsewhere.<sup>15</sup>

There are a number of different reasons because of which the activation parameters may not be completely reliable quantities; fortunately most of these reasons are easily recognized and can possibly be avoided. For a given reaction, both the entropy and the enthalpy of activation may be obtained from the  $\ln(K/T)$  versus  $1/T$  Eyring plot. The slope of the plot is equal to  $\Delta H^\ddagger/R$ , while the intercept is related to the entropy through the equation

$$\Delta S^\ddagger = \{\text{Intercept} - \ln(K/h)\}R$$

where  $K$ ,  $h$  and  $R$  are the Boltzmann, the Planck and the ideal gas constants, and  $T$  is the absolute temperature, respectively.

The maximum error in  $\ln(K/T)$  is the sum of the relative errors for both  $k$  and  $T$ . The latter is usually measured to within  $\pm 0.1^\circ\text{C}$  in the temperature range from  $0^\circ$  to  $100^\circ\text{C}$  where by far most of the kinetic runs have been carried out. This comes out to be a sufficient degree of accuracy in temperature since the relative error  $\Delta T/T$  is not larger than 0.0003, thus negligible compared to the relative error in  $k$  ( $\Delta k/k$ ) which is about 0.05, generally. Thus it may be assumed that

$$\Delta \ln(k/T) \approx \Delta \ln k = \Delta k/k = 0.05$$

A point which deserves more attention is the width of the temperature range which should be employed in order to obtain activation parameters of sufficient

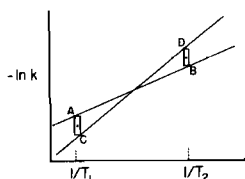


Figure 1. A modified Eyring plot showing the variation of the activation parameters (slope gives  $\Delta H^\ddagger$  and intercept gives  $\Delta S^\ddagger$ ) due to the experimental errors.

accuracy. It is obvious that the smaller is the difference between the highest and lowest temperatures studied, the higher is the uncertainty in both slope and intercept of the Eyring plot.

Using an empirical basis, let us assume that the uncertainty of the slope of an Eyring plot ( $\Delta \Delta H^\ddagger/R$ ) as in Figure 1 be one-half of the difference of the slopes of the lines passing through points A and B, and C and D, respectively. It can be shown that  $\Delta \Delta H^\ddagger/R$  is given by the formula

$$\Delta \Delta H^\ddagger/R = \frac{2\Delta k T_1 T_2}{k(T_1 - T_2 + 2\Delta T)}$$

neglecting  $\Delta T(T_2 - T_1)$  compared to  $T_2 T_1$ . Most commonly, the temperature range employed in the kinetic studies of the reactions has a width of 20 degrees. This width plus a  $\pm 0.1^\circ\text{C}$  error in temperature measurement does not justify an accuracy better than  $\pm 0.5 \text{ kcal mol}^{-1}$  for  $\Delta H^\ddagger$  or better than  $\pm 2.0 \text{ cal mol}^{-1} \text{ deg}^{-1}$  for  $\Delta S^\ddagger$ .

Thus if there are no experimental reasons (for instance, analytical limitations) to constrain the study of the temperature effect to such a narrow range, this range should not be less than  $30^\circ\text{C}$ .

Another important reason for adopting a wider temperature range is the need for a check of linearity in the Eyring plot. The case of a system reacting by two (or more) different parallel kinetic patterns of the same kinetic order is not infrequent. If the two paths have different activation parameters and if more than two points are obtained, the resultant Eyring plot will show curvature. The curvature may only become apparent over a significant temperature range.

Often a critical step in the calculation of  $\Delta H^\ddagger$  involves the placement of the straight line which appears, just by inspection, to fit the experimental points of the Eyring (or Arrhenius) plot. It should be recognized that this procedure, although time saving, can seriously decrease the degree of accuracy of the activation parameters. This "subjective effect" may be larger than it is usually believed. One of us (J.O.E.) has had the occasion to test on a statistical basis the degree of uncertainty introduced by a subjective graphical method in the evaluation of activation energies. A set of experimentally derived rate constants and temperatures was given to a class of students of chemical kinetics as homework. Each of the students was asked to calculate the activation parameters at  $600^\circ$  by the usual graphical method. The data obtained from the students are presented in Figure 2-I which is a plot of  $E_a$  (to the closest value of  $\pm 0.1 \text{ kcal mol}^{-1}$ ) against  $\Delta S^\ddagger$  (to the closest  $\pm 0.1 \text{ cal mol}^{-1} \text{ deg}^{-1}$ ). Each circle represents the answer of one (0), two (—0), or three (—0—) students. The calculated enthalpies and entropies are linearly correlated as is to be expected when a subjective error in drawing the slope of the

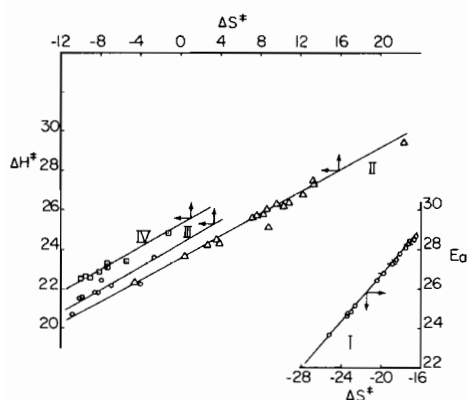


Figure 2. Four plots of  $\Delta H^\ddagger$  (or  $E_a$ ) versus  $\Delta S^\ddagger$  for cases where there appears to be variability in activation parameter determination. Line I refers to the student data mentioned on page 11; lines II, III and IV refer to hydrolysis data for *trans*- $\text{Co}(\text{en})_2\text{Cl}_2^+$ ,  $\text{Cr}(\text{NH}_3)_5\text{Cl}^{2+}$  and  $\text{Co}(\text{NH}_3)_5\text{Cl}^{2+}$  respectively

Arrhenius plot is made. The error in the slope then introduces an error in the calculation of  $\Delta H^\ddagger$ , even when the rate constant used (and thus the  $\Delta G^\ddagger$  value used) is the same in every case. The slope of the resul-

tant plot of  $E_a$  (or  $\Delta H^\ddagger$ ) against  $\Delta S^\ddagger$  should be equal, of course, to the temperature chosen for the calculation; the chosen temperature was  $600^\circ$  and the value of the slope turns out to be  $607^\circ$ .

Suffice it to say here that mathematical procedures such as least squares are to be preferred to more subjective procedures such as "eye-balling" the slope.

Data presented in Tables II and III concerning the aquation of the inert complexes  $\text{Cr}(\text{NH}_3)_5\text{Cl}^{2+}$ ,  $\text{Co}(\text{NH}_3)_5\text{Cl}^{2+}$  and *trans*- $\text{Co}(\text{en})_2\text{Cl}_2^+$  offer some striking examples of the consequences of a "subjective linearization" of the Eyring and Arrhenius plots. These reactions have been studied by different workers under different conditions and by different techniques. While the rate constants are reasonably close to each other,\* the activation enthalpies for the chloropentaamminechromium(III) and the chloropentaamminecobalt(III) cations span a  $3 \text{ kcal mol}^{-1}$  range, and the

\* As mentioned later, some of the rate constants listed were obtained by extrapolation to  $25^\circ\text{C}$  from data at different temperatures by using the  $\Delta H^\ddagger$  value calculated by each author. Thus, in some cases, at least in part, the differences in values of  $k$  reflect the differences in values of  $\Delta H^\ddagger$ .

TABLE III. Activation Parameters and Reaction Conditions for Aquation of the Complexes  $\text{Co}(\text{NH}_3)_5\text{Cl}^{2+}$  and *trans*- $\text{Co}(\text{en})_2\text{Cl}_2^+$ .

Complex	Reaction Conds.	k	$\Delta H^\ddagger$	$\Delta S^\ddagger$	Ref. <sup>a</sup>
$\text{Co}(\text{NH}_3)_5\text{Cl}^{2+}$	—	$1.7 \times 10^{-6}$	23.7	-5.5	q,40
	0.1 M $\text{HNO}_3$	1.7	22.9	-8.1	85
	$\text{H}_2\text{O}$	2.1	24.8	-1.3	86
	$\text{H}_2\text{O}$	1.7	23.1	-7.4	87
	0.1 M (K,H) $\text{ClO}_4$	1.8	22.9	-8.0	88
	0.002–1.0 (Na,H) $\text{NO}_3$	1.9	22.6	-9.0	89
	EtOH, $\text{H}_2\text{O}$ (30% w)	1.1	22.7	-9.5	89
	DXN, $\text{H}_2\text{O}$ (30% w)	1.2	22.6	-10.0	89
	ETG, $\text{H}_2\text{O}$ (30% w)	1.3	23.3	-7.4	89
<i>trans</i> - $\text{Co}(\text{en})_2\text{Cl}_2^+$	0.1 M $\text{HNO}_3$	$3.1 \times 10^{-5}$	27.5	13.1	161
	$\text{H}_2\text{O}$	3.8	29.4	19.9	162
	$\text{H}_2\text{O}$ , MeOH (20% w)	2.2	26.4	8.7	162
	MeOH, $\text{H}_2\text{O}$ (39% w)	1.5	24.5	1.6	162
	MeOH, $\text{H}_2\text{O}$ (60% w)	0.94	22.3	-6.7	162
	EtOH, $\text{H}_2\text{O}$ (18% w)	2.4	26.2	8.2	162
	EtOH, $\text{H}_2\text{O}$ (36% w)	1.7	25.7	5.9	162
	EtOH, $\text{H}_2\text{O}$ (54% w)	1.6	25.6	5.4	162
	Acetone, $\text{H}_2\text{O}$ (20% w)	2.3	26.8	10.1	162
	Acetone, $\text{H}_2\text{O}$ (40% w)	1.6	25.8	6.1	162
	Acetone, $\text{H}_2\text{O}$ (60% w)	1.4	24.5	1.4	162
	DXN, $\text{H}_2\text{O}$ (20% w)	2.3	26.3	8.5	162
	DXN, $\text{H}_2\text{O}$ (40% w)	1.9	24.4	1.7	162
	DXN, $\text{H}_2\text{O}$ (60% w)	1.5	24.2	0.5	162
	SUC, $\text{H}_2\text{O}$ (10% w)	4.2	26.3	9.5	156
	ETG, $\text{H}_2\text{O}$ (10% w)	—	25.1	8.7	158
	$\text{H}_2\text{O}$	4.9	27.3	13.3	134
$\sim 0.01 \text{ M } \text{HNO}_3$	3.5	26.1	8.6	163	

<sup>a</sup> These reference numbers refer to the list entitled Data Table References.

entropies span an  $8 \text{ cal mol}^{-1} \text{ deg}^{-1}$  range. The variations for *trans*-Co(en)<sub>2</sub>Cl<sub>2</sub><sup>+</sup> are considerably larger. Such differences are not likely to be due completely to differing reaction conditions; rather they probably stem in part from arbitrary evaluation of the  $\Delta H^\ddagger$  values.

These data are presented in Figure 2 which shows that  $\Delta H^\ddagger$  (or  $E_a$ ) and  $\Delta S^\ddagger$  are for each complex fairly well correlated by a straight line. This situation is expected when  $\Delta G^\ddagger$  is essentially constant and a random error has crept into the calculation of  $\Delta H^\ddagger$ , for instance, from an arbitrary choice of the slope of the plot. The error in  $\Delta H^\ddagger$  must then be compensated for in the evaluation of  $\Delta S^\ddagger$  from  $\Delta G^\ddagger$  and  $\Delta H^\ddagger$ . The slopes of the lines for the three complexes are about  $280^\circ \text{K}$  (*i.e.*, reasonably near to the temperature range of the experiments).

The line from the student data is shown on Figure 2 for comparison. Although the slopes are different in the several cases ( $600^\circ \text{K}$  for the student data, and about  $280^\circ \text{K}$  for the coordination compound data), the hazard in simply putting a straight line to a series of points is clearly revealed. It is our contention that, all too often, the activation parameter data in the mechanism literature suffer from this subjective treatment of the rate data. Sadly, the errors in the resultant numbers are sufficiently large to hide interesting and real differences.

Most of the reactions of octahedral coordination compounds are carried out in aqueous solution. The reason is related to the solubility properties of the compounds; they are usually too poorly soluble in non-aqueous solvent systems to allow significant experimental investigation.

It is a fairly common practice to add along with the reagents some "inert" (in this context, non-reactive) salt, such as alkali metal nitrates or perchlorates, in order to keep the ionic strength constant. It is questionable how inert such salts are, since although the anionic component of the salt may not behave as a reactant in the ordinary sense (*e.g.*, as a ligand), it may interact with the octahedral substrate, especially when the substrate is cationic, with the formation of ionic associations having kinetic relevance. Perchlorates, which have been thought to be more safe to deal with, probably behave like the other mononegative ions.<sup>16</sup> The general question is, however, far from settled and should be given more attention in the future.

The criterion of "constant ionic strength" has also been criticized<sup>17,18</sup> for those cases where the composition of the ionic species is changed markedly. This happens often when the kinetic effect under investigation is relatively small, so that for detection of the effect a variation of the concentration over a large interval is required. Actually, when the ionic strength is higher than  $0.1M$ , there is little justification for

assuming the constancy of activity coefficients at constant ionic strength but changing ionic nature. Moreover it is possible that under such conditions the experimental results could conform better to simple limiting laws such as the mass action law.

Only a few systems have been studied over a sufficiently wide range of ionic conditions (*i.e.*, ionic nature and ionic strength) to allow judgment of the influence on activation parameters. In general, the variation in the parameters seems to be more random (as described above for the subjective evaluation) than rational. Nevertheless, it would be desirable that chemists working the area of coordination compound mechanisms be aware of the possibility of selecting reaction conditions which would allow ready comparison of their data with those obtained by other workers.

At present, there are two practices. One is to extrapolate rate constants (and, less often, activation parameters) to zero ionic strength. The other is to carry out experiments at a given constant ionic strength so that all of the kinetically relevant data are referred to that fixed condition. The first practice is perhaps preferable on the basis of the fundamental concepts of physical chemistry, but it necessitates a time-consuming procedure and leads to data which may not be directly comparable to those obtained at high ionic strength. The second practice is often necessary when, as we pointed out above, the concentration of a reagent must be varied over a wide range to detect a particular kinetic feature. This happens, for instance, in the study of the anation reactions of complex cations when the interchange rate constants of the ion-pairs have to be measured. In these cases, the extrapolation of the experimental data to zero ionic strength is essentially impossible since the lower practical limit of the ionic strength cannot be set much below  $0.5M$ .

This ionic strength value may be considered roughly the border between those conditions (of the ionic medium) chosen when an extrapolation to zero ionic strength is possible and those when the concentrations must be kept high. It would be desirable that in both cases the experimental conditions were chosen in such a manner as to allow at least an extrapolation of the relevant kinetic data to this common value ( $0.5M$ ) of ionic strength.

### 3. Symbols and Notations

#### A. General

The reactions for which data have been collected in the following tables are in order: solvolytic reactions in aqueous and non-aqueous media, acid-catalyzed aquations, base hydrolyses, isomerizations, and anations and overall second-order ligand substitutions. Most of the notations and symbols used here have obvious meanings since they are those currently em-

ployed in the literature. Some points, however, need explanation.

a) Within each reaction type, the *metals* follow the order of increasing atomic number; b) In the formula for the complex, the *last ligand on the right* is the one which is replaced or reacts and is written beginning with the donor atom; c) We have been unable to find a good general criterion for listing all the complexes. We decided to group the compounds of a given metal ion undergoing the same general type of reaction into classes according to the nature of the *five inert donor atoms*. At least three (out of the five) donor atoms are considered to identify a class. Compounds not belonging to a class as above defined, have been listed in the last part of the table.

### B. Reaction Conditions

In aqueous media, the pH (or pH range) and the ionic strength  $\mu$  (or ionic strength range) are indicated. Negative pH values correspond to hydrogen ion concentrations higher than 1M, with the defining equation being  $\text{pH} = -\log[\text{H}^+]$ . Also the nature of the electrolyte present in the medium is given. Often the reactions are carried out in the presence of mixed electrolytes. Whenever possible shorter notations like (Na,H)ClO<sub>4</sub> for NaClO<sub>4</sub> + HClO<sub>4</sub>, or (K,Ba/2,La/3)Cl for KCl + BaCl<sub>2</sub> + LaCl<sub>3</sub> have been used. When no electrolyte other than the complex itself are used, "none" appears in the column headed Medium; in these cases, the counter ion is specified within brackets, <>, under Comments. When non-electrolytes like methanol or sucrose are added to solvent water, they appear under Medium together with the added electrolytes (if any). Sometimes the amount of non-electrolyte is shown as a molar ratio, or as a weight percent (w), or as a volume ratio (v).

### C. Abbreviations

The following is a list of the less common abbreviations which have been used for compounds:

bn	= Butylenediamine
pn	= Propylenediamine
tet-me	= (C,C',C',C')-tetramethylethylenediamine
Me-en	= N-methylethylenediamine
Et-en	= N-ethylethylenediamine
n-Pr-en	= N-n-propylethylenediamine
tn	= NH <sub>2</sub> (CH <sub>2</sub> ) <sub>3</sub> NH <sub>2</sub>
dan	= NH <sub>2</sub> CH <sub>2</sub> C(CH <sub>3</sub> ) <sub>2</sub> CH <sub>2</sub> NH <sub>2</sub>
cyclam	= 1,4,8,11-tetraazacyclotetradecane
2,3,2-tet	= 1,4,8,11-tetraazaundecane
tren	= $\beta,\beta',\beta''$ -triaminotriethylamine
trien	= triethylenetetramine
TMS	= sulpholane
dien	= diethylenetriamine

tetren	= tetraethylenepentamine
cytam	= 1,3,5-triaminocyclohexane
tu	= thiourea
tmd	= 1,3-diaminopropane
DXN	= dioxane
ETG	= ethylene glycol
SUC	= sucrose
tet-a	= C-meso-5,7,7,12,14,14-hexamethyl-1,4,8,11-tetraazacyclotetradecane
tet-b	= C-d,l-5,7,7,12,16,16-hexamethyl-1,4,8,11-tetraazacyclotetradecane
trans[14]diene	= 5,7,7,12,14,14-hexamethyl-1,4,8,11-tetraazacyclo-tetradeca-4,11-diene

### D. Rate Constants and Activation Parameters

The rate constants given in the column designated k are at 25°C if not otherwise denoted aside.

The time unit is sec, and for the second-order constants the concentration units are mol liter<sup>-1</sup> (M<sup>-1</sup>). When necessary and possible, the values of k at 25°C have been calculated by use of the enthalpy of activation and the experimental rate constant nearest to 25°C. Those cases where values of k for other temperatures are given correspond to systems studied at only one temperature and have been included either when no other kinetic data are known for the same system or to allow a comparison with data obtained in different studies. In some cases, the rate constant at 25°C has been calculated by using  $\Delta H^\ddagger$ ,  $\Delta S^\ddagger$  and the Eyring equation. These values have been listed in parentheses, ( ).

Enthalpies and entropies of activation are given as kcal mol<sup>-1</sup> and cal mol<sup>-1</sup> deg<sup>-1</sup> respectively. Some  $\Delta H^\ddagger$  values have been obtained from measurements at only 2 temperatures and/or with a particularly narrow temperature range and so are felt to be less reliable than the others. This is indicated under the column Comments by the symbol (2 $\tau$ ) and/or by the width of the temperature range explored. The uncertainties in  $\Delta H^\ddagger$  and  $\Delta S^\ddagger$  are not given explicitly in the tables. However, when they are estimated to be higher than 1 kcal mol<sup>-1</sup> and 3 cal mol<sup>-1</sup> deg<sup>-1</sup>, the numbers are underlined. The units of  $\Delta V^\ddagger$  are cc mol<sup>-1</sup>. Many entropy data have been calculated by us, since in some cases this calculation had not been carried out by the authors of the work or they had calculated it in the original article as a pre-exponential factor or equivalent.

In some cases we have found appreciable discrepancies between  $\Delta S^\ddagger$  given in the literature and those calculated by us using the rate constant and the activation enthalpy given by the authors. Some of these discrepancies were due to incorrect employment of the activation energy E<sub>a</sub> (instead of the activation en-

thalpy) or to the use of the minute as time unit for  $k$  while the Planck constant was expressed on the second scale. In such cases, the  $\Delta S^\ddagger$  values listed are those calculated by us. Whenever the reason for the observed discrepancy remained unexplained, the result of our calculation has been given in parentheses, together with the original value.

The rate constants  $k_{-1}$  of the kinetic term  $k_{-1}[\text{H}^+]^{-1}$  of the aquochromium(III) complexes have been converted into the corresponding  $k_{\text{OH}}$  rate constants (base hydrolysis) by setting  $k_{\text{OH}} = k_{-1}/K_w$ . Consequently, the activation parameters have been corrected for the standard enthalpy and entropy of the process  $\text{H}_2\text{O} \rightleftharpoons \text{OH}^- + \text{H}^+$ , ( $\Delta H = 13.3 \text{ kcal mol}^{-1}$  and  $\Delta S = -19.3 \text{ cal mol}^{-1} \text{ deg}^{-1}$ ).

All of the calculations have been carried out with the use of an Olivetti 101 desk computer.

### E. Experimental Methods

The technique adopted for each kinetic study is indicated by a symbol under the column Method. The following is the list of symbols and corresponding technique used:

A	= amperometric method
C	= calorimetric method
Co	= colorimetric method
D	= densitometric method
esr	= electron spin resonance method
K	= conductometric method
G	= gravimetric method
M	= mass spectrometric method
nmr	= nuclear magnetic resonance method
nmr(lb)	= nuclear magnetic resonance line broadening method
P	= polarographic method
pH	= potentiometric pH measurement
pH stat	= constant pH titration method
Pm	= polarimetric method
R	= radioactive isotope labelling technique
S	= spectrophotometric method
$S_{\text{fm}}$	= spectrophotometric method (w. fast mixing)
$S_{\text{sf}}$	= spectrophotometric method (w. stopped-flow)
$S_{\text{tj}}$	= spectrophotometric method (w. T-jump)
T	= titrimetric method
$T_{\text{f}}$	= titrimetric method (w. flow apparatus)

### F. Remarks and Comments

In some instances (aside from the activation parameters and similar types of data in specifically designated columns) in the column headed Comments, short remarks have been included. These concern, as a rule, clarifications of some aspect of the specific system studied (such as stereochemical course or position of

bond breaking), the nature of the counter ion (where given), and any further observations that we feel are useful for a better understanding of the data and mechanism. When indicating the dependence of rate parameters on reaction conditions such as reagent concentration, short notations have been adopted. The following is a specific example:  $k \uparrow [\text{H}^+] \uparrow$  signifies that the rate constant increases ( $\uparrow$ ) with increasing ( $\uparrow$ ) hydrogen ion concentration.

Other remarks and comments are also found in the table footnotes.

The review has been put together with different sets of tables and references. The tables used to show specific points relative to textual material are placed at appropriate sites, and in many instances the relevant references are cited in the list of Text Reference presented at the end of the text. On the other hand, the tables containing the compilations of literature data are located at the end of the review and are termed Data Tables; the citations for these data are placed in Data Table References. The two types of references (*i.e.*, for text material and for data tables) are numbered separately. Although this results in some redundancy in the references, it is felt to be more flexible and to minimize the possibility of numbering errors.

## 4. Metal Oxidation State and Size

The emphasis in this review is on coordination compounds having the central metal atom in the +3 oxidation state. For completeness, however, we give here a brief discussion of the influence of oxidation state on the rates of ligand replacement. We consider that the effect of oxidation state is primarily electrostatic in nature (ion-ion, ion-dipole, *etc.*).

With few exceptions (*e.g.*,  $\text{Mn}(\text{CN})_6^{5-}$ ), rates of replacement for complexes with central metals in +1 oxidation state are very fast. The +1 hydrated cations (alkali metal cations,  $\text{Ag}^+$ ) have water exchange rate constants in the vicinity of  $10^8$  with small variation of alkali metal cation rate with size ( $\text{Cs}^+ > \text{Rb}^+ > \text{K}^+ > \text{Na}^+ > \text{Li}^+$ ). This is the expected pattern for rate variation, whether the mechanism be associative or dissociative, and little other data with mechanistic implications are available.

For the coordination compounds having metals in the +2 oxidation state, most of the complexes fall into the category termed "labile" by Taube.<sup>2</sup> With the newer fast reaction techniques, many ligand replacement rates have now been measured. Some relevant reviews are available.<sup>9,10,13</sup> The data in the review of Wilkins<sup>13</sup> suggest that replacement reactions in octahedral nickel(II) complexes follow an interchange mechanism not unlike that observed with complexes of cobalt(III).

The influence of oxidation state also is seen in the behavior of platinum(IV) complexes. These are so inert towards a dissociative interchange mechanism that more complicated, indirect paths for ligand replacement predominate. Catalysis by base, by Pt(III) intermediates, or by Pt(II) complexes, even though slow, carry the bulk of replacement.

The influence of central atom oxidation state can, to a significant degree in some cases, mask the effects of electronic structure. Both ligand fields and metal oxidation states are important in determining rates of ligand replacements. Their individual and combined influences on the mechanism (as contrasted to the obvious influences on overall rates) could well be the subject of an interesting review. For the present review, we shall for practical reasons restrict our attention to octahedral complexes of metals in oxidation state plus three.

If one has two metal ions having different sizes but with the same coordination number and electronic configuration (as, for example, in the complexes of cobalt(III) and rhodium(III)), an entering ligand is more readily bonded to the larger metal as the leaving group moves away. In terms of the octahedral wedge transition state, the interchanging ligands both can be less far from the "surface" of the metal at the point of a transition state. The value of  $\Delta H^\ddagger$  will be lower and of  $\Delta S^\ddagger$  more negative for the larger cation. The mechanistic conclusion is that one can say that the reaction may have a greater fraction of associative character as size increases.

The predicted change in  $\Delta S^\ddagger$  value with metal ion size is seen in the data for hydrolysis of complexes having the  $d^6$  low spin electronic configuration shown in Table IV. The decrease in  $\Delta S^\ddagger$  from  $-2$  for the cobalt complex to  $-6$  for the rhodium complex and the further decrease to  $-16$  for iridium when trifluoroacetate is the leaving group are believed to result from the increase in associative character with metal size. The changes in  $\Delta H^\ddagger$  are barely above the level of experimental error. The predicted decrease in  $\Delta H^\ddagger$  expected from the increase in metal size is presumably compensated for by the contribution to activation enthalpy

TABLE IV. Activation Parameters for Hydrolysis in Acid Solution of Trifluoroacetato and Nitrate Complexes.

Complex	$\Delta H^\ddagger$	$\Delta S^\ddagger$	Ref. <sup>a</sup>
$(\text{NH}_3)_5\text{CoO}_2\text{C}_2\text{F}_3^{2+}$	26	- 2	97
$(\text{NH}_3)_5\text{RhO}_2\text{C}_2\text{F}_3^{2+}$	25	- 6	97
$(\text{NH}_3)_5\text{IrO}_2\text{C}_2\text{F}_3^{2+}$	24	-16	97
$(\text{NH}_3)_5\text{CoNO}_3^{2+}$	24.3	1.9	94
$(\text{NH}_3)_5\text{RhNO}_3^{2+}$	23.3	- 3	160
$(\text{NH}_3)_5\text{IrNO}_3^{2+}$	26.1	- 4	160

<sup>a</sup> These reference numbers refer to the Data Table References list.

due to ligand field stabilization which increases in the order  $\text{Co} < \text{Rh} < \text{Ir}$ . When nitrate ion is the leaving group, the expected trend in  $\Delta S^\ddagger$  values is again seen and no clear trend in  $\Delta H^\ddagger$  values is apparent.

Another factor that can be important in determining the details of mechanism and that is related to metal ion size is orbital extension. The filled d orbitals of the central metal ion for low spin complexes of Co(III), Rh(III) and Ir(III) have different extensions in the space around the metal. Depending on the bonding, non-bonding, and antibonding character, orbital overlapping will influence the energy of the transition state. Since the number and importance of the several interactions possible depends on the nature of the atoms, we cannot discuss it here; suffice it to say that the influence of metal ion size and nature on the orbital length and hence on the efficiency of overlapping will have to be explored in more detailed investigations.

## 5. Acid Hydrolysis (Aquation)

As a reference point, we shall employ the aquation of cobalt(III) complexes. There are a large number of results which indicate that the mechanism involves dissociative interchange. The published<sup>1,3,4,5,8,9,14</sup> data (e.g., for  $\Delta S^\ddagger$ ,  $\Delta V^\ddagger$ , rates with sterically-hindered ligands, lack of discrimination between incoming nucleophiles, and the linear free energy relation between leaving ligand rates and equilibria) can be satisfactorily explained on the basis of this  $I_d$  model. The bond between cobalt and the leaving ligand is considerably stretched, and the new bond between metal and entering ligand (here water) is little formed. In most cases, one sees retention of geometric configuration during replacement suggesting that the entering water molecule drops into the hole which is in process of formation on departure of ligand. Concerning this mechanism, we concur with Rosseinsky<sup>19</sup> who – in another mechanistic context – has said "*Se non è vero, è ben trovato*". Roughly translated (provided, of course, that he does not object to our addition of the two accent marks), this means "*Even if not the truth, it is well founded*".

At first sight, there seems to be little new in the collected data on aquation reactions which leads to definitive conclusions. Some representative data for cobalt(III) and rhodium(III) are shown in Table V. The reaction in each case is replacement of ligand Y by  $\text{H}_2\text{O}$ . The activation enthalpies do not appear exceptional (i.e., not too high or not too low) and the entropies fall not too far from zero. Nevertheless, careful inspection of the numbers indicates that some conclusions are warranted. For example, for each of the six cases where comparison can be made, the value



TABLE V. Rates and Activation Parameters for some Octahedral Aquation Reactions.<sup>a</sup>

Rh(III)					Co(III)				
Y <sup>-</sup>	k	$\Delta H^\ddagger$	$\Delta S^\ddagger$	Ref. <sup>b</sup>	k	$\Delta H^\ddagger$	$\Delta S^\ddagger$	Ref. <sup>b</sup>	
I. For $M(\text{NH}_3)_5\text{Y}^{2+}$									
$\text{NO}_3^-$	$1.2 \times 10^{-5}$	23.3	- 3	160	$2.4 \times 10^{-5}$	24.3	+ 1.9	94	
$\text{SO}_4^{2-}$	$1.6 \times 10^{-6}$	21.4	-13.3	102	$8.9 \times 10^{-7}$	22.7	-10	102	
$\text{CF}_3\text{CO}_2^-$	$2.0 \times 10^{-7}$	25	- 6	97	$1.5 \times 10^{-7}$	26	- 2	97	
$\text{I}^-$	$6.2 \times 10^{-9}$	26.2	- 7.8	181	$8.3 \times 10^{-6}$	19	-16	90 <sup>c</sup>	
$\text{Br}^-$	$3.4 \times 10^{-8}$	24.6	- 9.9	187	$6.5 \times 10^{-6}$	23.9	- 3.0	85	
$\text{Cl}^-$	$3.8 \times 10^{-8}$	24.2	-11.1	187	$1.7 \times 10^{-6}$	22.9	- 8.1	85	
II. For <i>trans</i> - $M(\text{en})_2\text{ClY}^+$									
$\text{Cl}^-$	$5.4 \times 10^{-8}$	24.7	- 9	190	$3.1 \times 10^{-5}$	27.5	+13.1	161	
$\text{Br}^-$	$8.3 \times 10^{-9}$	27.6	- 3	190	$1.1 \times 10^{-4}$	26.0	+10.6	136	

<sup>a</sup> Rate constants have units of  $\text{sec}^{-1}$  and were taken at 25° C.

<sup>b</sup> These reference numbers refer to the Data Table References.

<sup>c</sup> The data for  $\text{Co}(\text{NH}_3)_5\text{I}^{2+}$  are complicated by a concurrent redox process.

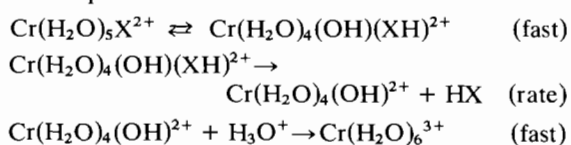
of  $\Delta S^\ddagger$  for the cobalt complex is more positive than for the rhodium complex.

The activation entropies for the solvolysis of complexes of the type  $\text{ML}_5\text{X}^{2+}$  (where  $M = \text{Cr}, \text{Rh}$  or  $\text{Ir}$  and  $L = \text{NH}_3$  or  $\text{H}_2\text{O}$ ) are almost always lower than those for  $\text{Co}(\text{NH}_3)_5\text{X}^{2+}$  which we have taken as the reference. From the direction of this difference, we can infer that there is more associative character in the replacement mechanisms for  $\text{Cr}, \text{Rh}$  and  $\text{Ir}$  than for  $\text{Co}$ . This is in agreement with conclusions in the literature based on other types of mechanistic information.<sup>20</sup>

As the associative character of the replacement increases, there should be a tendency towards decreased enthalpy of activation. All other things being equal, the energy of the bond being formed partially compensates for the energetic cost of bond-breaking. The activation enthalpies of the other complexes are usually lower than those for the analogous cobalt complexes, although there certainly are exceptions. The factors influencing rhodium(III) and cobalt(III) enthalpies are probably balanced, so that the previous generalization<sup>21</sup>  $\Delta H^\ddagger_{\text{Ir}} > \Delta H^\ddagger_{\text{Rh}} > \Delta H^\ddagger_{\text{Co}}$  must now be accepted with caution even if occasionally true; once again the data in Tables IV and V are interesting in context.

The compilation of data for aquations of complexes is presented in Data Table I below.

One group of ligands (including  $\text{F}^-$ ,  $\text{CN}^-$  and  $\text{N}_3^-$ ) appears to be exceptional in terms of activation parameters for their aquations. A case in point is  $\text{Cr}(\text{H}_2\text{O})_5\text{X}^{2+}$ . The postulated mechanism is



(The possibility that  $\text{H}_2\text{O}$  from solvent participates directly in the rate step to form  $\text{Cr}(\text{H}_2\text{O})_5(\text{OH})^{2+}$  cannot be excluded, however we shall ignore this possibility at this point.) The ligand  $\text{XH}$  should be a better leaving group than  $\text{X}^-$  and the concurrent conversion of  $\text{H}_2\text{O}$  to  $\text{OH}^-$  in the coordination sphere should release electron density to the central atom making the loss of  $\text{XH}$  easier. Therefore, the overall effect of the change in proton position should be a rate enhancement. The ligands  $\text{X}^-$  involved in this mechanism turn out to be the same ligands as those which undergo acid-catalyzed aquation (see below), and this is not surprising as placement of a proton on  $\text{X}^-$  is an important aspect of both mechanisms. Conversion of  $\text{H}_2\text{O}$  in the coordination sphere to  $\text{OH}^-$  is quite analogous to the base hydrolysis mechanism discussed below.

The evidence for this type of proton tautomerism is not compelling on the basis of our activation parameter compilation, however the mechanism is a reasonable one. The aquation of  $\text{Cr}(\text{NH}_3)_5\text{F}^{2+}$  does seem somewhat exceptional.

Considering aquations in general, the activation entropies are not far from zero, and this is not unreasonable for an interchange mechanism. Nevertheless, no clear trend between either  $\Delta H^\ddagger$  or  $\Delta S^\ddagger$  and the nature of the leaving group is apparent in this table. It is interesting to note that the values of  $\Delta H^\ddagger$  are practically insensitive to the overall electrostatic charge on the complex. One can speculate that the Coulomb contribution to the metal-ligand interaction energy is hidden among other charge effects, as for example in solvation of ground state and/or transition state.

In principle, the data for aquation of similar *cis* and *trans* complexes can be employed to explore the pos-

DATA TABLE I. Aquation (Acid Hydrolysis).

Complex	$\mu$ (m)	pH	Medium	k	$\Delta H^\ddagger$	$\Delta S^\ddagger$	Comment	Table Ref. No.
$V(H_2O)_5NCS^{2+}$	1.0	—	(Na,H)ClO <sub>4</sub>	1.0	10.7	-22.6	S <sub>8F</sub>	1
$Cr(H_2O)_5(tetrenH_4)^{7+}$	4	—	HClO <sub>4</sub>	$\sim 8.0 \times 10^{-9}$	28.9	1.4	S	332
$Cr(H_2O)_5(trienH_3)^{6+}$	2.0	—	HClO <sub>4</sub>	$1 \times 10^{-8}$	27.5	-2.9	S	309
$Cr(H_2O)_5(1,2,3\text{-dien-H}_2)^{5+}$	1.0	0-1	(Na,H)ClO <sub>4</sub>	$2.8 \times 10^{-8}$	25.9	-6.2	S	30
$Cr(H_2O)_5NCSHG^A^{4+}$	1.0	0-0.85	(Na,H)ClO <sub>4</sub>	$8.5 \times 10^{-5}$	20.4	-8.7	S	2
$Cr(H_2O)_5enH^4+$	3.0	-0.52	HClO <sub>4</sub>	$2.1 \times 10^{-8}$	24.8	-10.5	S	3
$Cr(H_2O)_5OH_2^{3+}$	$\sim 22$	—	none	$1.1 \times 10^{-5}$	30.5	21.1	D; <Cl <sup>-</sup> ; HCl (but not NaCl) is reported to cause the immediate exchange of two H <sub>2</sub> O molecules	5
$Cr(H_2O)_5OH_2^{3+}$	0.4-0.67	1	(Cr/3,H)ClO <sub>4</sub>	$2.3 \times 10^{-5}$	26.1	7.8	M; (2T, 7°C range)	4
$Cr(H_2O)_5CNH_3^{3+}$	2.06	$\leq 1.3$	(Na,H)ClO <sub>4</sub>	$3.2 \times 10^{-3}$	16.2	-15.6	S	7
$Cr(H_2O)_5NH_3^{3+}$	0.17	1	HNO <sub>3</sub>	$8.7 \times 10^{-7}$ (40°)	—	—	S	6
$Cr(H_2O)_5py^{3+}$	1.0	0-3	(Na,H)ClO <sub>4</sub>	$1.2 \times 10^{-8}$	27.2	-3.5	S	325
$Cr(H_2O)_5O_2C-C_6H_4-NH_2^{3+}$	1.0	$\sim 0$	(Li,H)ClO <sub>4</sub>	$6.5 \times 10^{-5}$	21.9	-4.2	S	8
$Cr(H_2O)_5O_2C-C_6H_4-NH_2^{3+}$	1.0	$\sim 0$	(Li,H)ClO <sub>4</sub>	$5.0 \times 10^{-5}$	21.8	-5.1	S	8
$Cr(H_2O)_5F^{2+}$	1.0	0-1.2	(Li,H)ClO <sub>4</sub>	$6.2 \times 10^{-10}$	28.7	-4.4	S; Cr(H <sub>2</sub> O) <sub>4</sub> (OH)(FH) <sup>2+</sup> is suggested as the reactive species	9
$Cr(H_2O)_5Cl^{2+}$	1.0	0-1.7	(Li,H)ClO <sub>4</sub>	$2.8 \times 10^{-7}$	24.3	-7.0	S	9
$Cr(H_2O)_5Br^{2+}$	1.0	0-1.3	(Li,H)ClO <sub>4</sub>	$4.3 \times 10^{-6}$	23.8	-3.2	S	10
$Cr(H_2O)_5Br^{2+}$	2.0	$\leq 0.6$	(Na,H)ClO <sub>4</sub>	$9.0 \times 10^{-6}$ (30°)	—	—	S	11
$Cr(H_2O)_5I^{2+}$	1.0	0-0.7	(Li,H)ClO <sub>4</sub>	$6 \times 10^{-5}$	28.0	16.1	S; C	12
$Cr(H_2O)_5I^{2+}$	1.07	0-0.6	(Na,H-ClO <sub>4</sub> )	$1.5 \times 10^{-4}$ (30°)	—	—	S	13
$Cr(H_2O)_5I^{2+}$	1.0	0-1.7	(Li,H)ClO <sub>4</sub>	$8.4 \times 10^{-5}$	23.0	-0.2	S	9
$Cr(H_2O)_5CN^{2+}$	1.0	0-3.1	(Li,H)ClO <sub>4</sub>	$1.2 \times 10^{-5}$	27.9	12.7	S; Cr(H <sub>2</sub> O) <sub>4</sub> (OH) (HCN) <sup>2+</sup> is suggested as the reactive species	74
$Cr(H_2O)_5CN^{2+}$	2.06	$\leq 1.3$	(Na,H)ClO <sub>4</sub>	$9.2 \times 10^{-6}$	26.9	8.9	S; Cr(H <sub>2</sub> O) <sub>4</sub> (OH) (HCN) <sup>2+</sup> is suggested as the reactive species	7
$Cr(H_2O)_5N_3^{2+}$	1.0	0.4-3.2	(Li,H)ClO <sub>4</sub>	$4.1 \times 10^{-8}$	32.4	16.4	S; Cr(H <sub>2</sub> O) <sub>4</sub> (OH) (N <sub>3</sub> H) <sup>2+</sup> is suggested as the reactive species	15

$\text{Cr}(\text{H}_2\text{O})_5\text{N}_3^{2+}$	2.0	$\leq 0.6$	(Na,H)ClO <sub>4</sub>	$6 \times 10^{-7}$ (40°C)	-	S	16
$\text{Cr}(\text{H}_2\text{O})_5\text{NCS}^{2+}$	0.33	0.82	(Na,H)ClO <sub>4</sub>	$9.1 \times 10^{-9}$	27.5	S; S <sub>N</sub> 2 behavior is suggested	17
$\text{Cr}(\text{H}_2\text{O})_5\text{SCN}^{2+}$	1.0	2	(Na,H)ClO <sub>4</sub>	$1.7 \times 10^{-5}$	23.5	S; $\Delta S^\ddagger = +1.0$ if the transition state is the same for both aquation and Cr-S → Cr-N isom	18
$\text{Cr}(\text{H}_2\text{O})_5\text{ONO}_2^{2+}$	1.0	0-1.1	(Li,H)ClO <sub>4</sub>	$7.2 \times 10^{-5}$	21.4	S	19
$\text{Cr}(\text{H}_2\text{O})_5\text{ONO}_2^{2+}$	1.0	0-1.0	(Li,H)ClO <sub>4</sub>	$7.7 \times 10^{-5}$	21.6	S	20
$\text{Cr}(\text{H}_2\text{O})_5\text{OCIO}_2^{2+}$	5-11		HClO <sub>4</sub>	$7.4 \times 10^{-3}$	14.7	S (2T)	21
$\text{Cr}(\text{H}_2\text{O})_5\text{OCOCCH}_3^{2+}$	1.0	0-1.3	(Li,H)ClO <sub>4</sub>	-	~33	S; $\Delta H^\ddagger$ value refers to Cr-O cleavage	22
$\text{Cr}(\text{H}_2\text{O})_5\text{OSO}_3^+$	2.0	0	(Na,H) <sub>2</sub> SO <sub>4</sub>	$1.4 \times 10^{-6}$	20.2	S	23
$\text{Cr}(\text{H}_2\text{O})_5\text{OSO}_3^+$	1.0	0-1.3	(Li,H)ClO <sub>4</sub>	$7.5 \times 10^{-7}$	21.9	S	24
<i>cis</i> -Cr(H <sub>2</sub> O) <sub>4</sub> (trienH <sub>2</sub> ) <sup>5+</sup>	2.0		HClO <sub>4</sub>	$4 \times 10^{-7}$	23.6	S	309
$\text{Cr}(\text{H}_2\text{O})_4(1,2,3\text{-dien-H})^{4+}$	1.0	$\geq 0$	(Na,H)ClO <sub>4</sub>	$3.1 \times 10^{-7}$	23.4	S	30
$\text{Cr}(\text{H}_2\text{O})_4\text{en}^{3+}$	3.0	<0	HClO <sub>4</sub>	$2.2 \times 10^{-8}$	27.1	S	3
<i>cis</i> -Cr(H <sub>2</sub> O) <sub>4</sub> Cl <sub>2</sub> <sup>+</sup>	1.0		HClO <sub>4</sub>	$4.3 \times 10^{-5}$	-	S; <i>cis</i> to <i>trans</i> isom. was not accounted for	27
<i>trans</i> -Cr(H <sub>2</sub> O) <sub>4</sub> Cl <sub>2</sub> <sup>+</sup>	1.0		HCl	$8.2 \times 10^{-5}$	25.9	S (2T, 15°C range)	27
<i>trans</i> -Cr(H <sub>2</sub> O) <sub>4</sub> Cl <sub>2</sub> <sup>+</sup>	0.5	1-1.37	(Na,H)Cl	$8.3 \times 10^{-5}$	-	S	28
<i>cis</i> + <i>trans</i> -Cr(H <sub>2</sub> O) <sub>4</sub> (NCS)SCN <sup>+</sup>	1.0	0-1	(Na,H)ClO <sub>4</sub>	$1.1 \times 10^{-4}$	19.6	S	331
$\text{Cr}(\text{H}_2\text{O})_4(\text{tetrenH}_3)^{6+}$	4	-0.6	HClO <sub>4</sub>	$3 \times 10^{-8}$	25.3	S; substrate is a mixture of isomers. Product is Cr(H <sub>2</sub> O) <sub>5</sub> (tetrenH <sub>4</sub> ) <sup>7+</sup>	332
$\text{Cr}(\text{H}_2\text{O})_4(\text{NO})\text{CNH}_3^{3+}$	1.7	-	(Na,H)ClO <sub>4</sub>	$5 \times 10^{-4}$	13.3	esr	25
$\text{Cr}(\text{H}_2\text{O})_4(\text{NH}_3)\text{Cl}_2^{2+}$	0.25-1.5	<0.6	HClO <sub>4</sub>	$4.8 \times 10^{-7}$	24.4	S,T	26
$\text{Cr}(\text{H}_2\text{O})_4\text{Cl}_2^+$	-	-	-	$(8.2 \times 10^{-5})$	12.6	-	29
1,2,3-Cr(H <sub>2</sub> O) <sub>3</sub> (tetrenH <sub>2</sub> ) <sup>5+</sup>	4	-	HClO <sub>4</sub>	$2.7 \times 10^{-6}$	24.5	S; product is Cr(H <sub>2</sub> O) <sub>4</sub> (tetrenH <sub>3</sub> ) <sup>6+</sup>	332
$\text{Cr}(\text{H}_2\text{O})_3(\text{en})\text{NH}_3^{3+}$	1.0	0-0.82	(Na,H)ClO <sub>4</sub>	$1 \times 10^{-6}$	26.9	S	31
$\text{Cr}(\text{H}_2\text{O})_3(1,2,3\text{-dien})^{3+}$	1.0	$\geq 0$	(Na,H)ClO <sub>4</sub>	$8.1 \times 10^{-7}$	23.7	S	30
$\text{Cr}(\text{H}_2\text{O})_3(1,2,6\text{-dien})^{3+}$	1.0	0-1	(Na,H)ClO <sub>4</sub>	$5.3 \times 10^{-4}$	18.6	S	30
$\text{Cr}(\text{H}_2\text{O})_3(\text{en})\text{Cl}_2^{2+}$	1.5		HClO <sub>4</sub>	$3.0 \times 10^{-7}$	26.8	S,T	32
$\text{Cr}(\text{H}_2\text{O})_3(\text{en})\text{Br}_2^{2+}$	3.0	<0.5	(Na,H)ClO <sub>4</sub>	$3 \times 10^{-6}$	21.4	S,T	33
$\text{Cr}(\text{H}_2\text{O})_3(\text{CN})(\text{NO})(\text{HCN})^{2+}$	1.7		(Na,H)ClO <sub>4</sub>	$2.5 \times 10^{-3}$	19.7	esr	25
<i>cis</i> -Cr(H <sub>2</sub> O) <sub>3</sub> (NH <sub>3</sub> )Cl <sub>2</sub> <sup>+</sup>	1.0	0-0.5	(Na,H)ClO <sub>4</sub>	$2.8 \times 10^{-5}$	22.5	S,T	26
<i>trans</i> -Cr(H <sub>2</sub> O) <sub>3</sub> (NH <sub>3</sub> )Cl <sub>2</sub> <sup>+</sup>	1.0	0-0.5	(Na,H)ClO <sub>4</sub>	$4.8 \times 10^{-5}$	19.6	S,T	26
1,2,3-Cr(H <sub>2</sub> O) <sub>3</sub> (CN)(HCN) <sup>+</sup>	2.0	-0.2-1.0	(Na,H)ClO <sub>4</sub>	$5.8 \times 10^{-4}$	16	S	279
$\text{Cr}(\text{NH}_3)_3\text{OH}_2^{3+}$	1.7	1.3	(Na,H)ClO <sub>4</sub>	$5.47 \times 10^{-5}$	22	M; k ↑ pH ↑	34
$\text{Cr}(\text{NH}_3)_3\text{OH}_2^{3+}$	0.40	1	HClO <sub>4</sub>	$5.24 \times 10^{-5}$	23.2	M; [complex] = 0.05 M	318
$\text{Cr}(\text{NH}_3)_3\text{N}_3\text{H}^{3+}$	8.0-10.8	-	H <sub>2</sub> SO <sub>4</sub>	$1.59 \times 10^{-4}$	19.1	S	35

DATA TABLE I. (Cont.)

Complex	$\mu$ (m)	pH	Medium	k	$\Delta H^\ddagger$	$\Delta S^\ddagger$	Comment	Table Ref. No.
$\text{Cr}(\text{NH}_3)_5\text{ONOH}^{3+}$	1.0	1.0-1.3	(Na,H)ClO <sub>4</sub>	$3.70 \times 10^{-1}$	21.3	10.8	S <sub>8</sub> F	36
$\text{Cr}(\text{NH}_3)_5\text{F}^{2+}$	0.1	7	NaNO <sub>3</sub>	$9.7 \times 10^{-8}$	26.0	-3.4	T	38
$\text{Cr}(\text{NH}_3)_5\text{F}^{2+}$	0.1	1-10.5	(Na,H)(ClO <sub>4</sub> ,OH)	$2.54 \times 10^{-7}$	24.4	-4.6	P:S	39
$\text{Cr}(\text{NH}_3)_5\text{Cl}^{2+}$	-	-	-	$8.0 \times 10^{-6}$	21.8	(-6.8)	-	q 40
$\text{Cr}(\text{NH}_3)_5\text{Cl}^{2+}$	1.0	-	HClO <sub>4</sub>	$7.35 \times 10^{-6}$	23.6	-2.8	S	37
$\text{Cr}(\text{NH}_3)_5\text{Cl}^{2+}$	0.5	1-4	(Na,H)ClO <sub>4</sub>	$6.8 \times 10^{-6}$	22.2	-8	S; k indep. of pH but dep. on $\mu$	43
$\text{Cr}(\text{NH}_3)_5\text{Cl}^{2+}$	0.1	1-10	(Na,H)(ClO <sub>4</sub> ,OH)	$9.3 \times 10^{-6}$	21.8	-8.4	P	41
$\text{Cr}(\text{NH}_3)_5\text{Cl}^{2+}$	0.2	1-2	(Na,D)ClO <sub>4</sub> , (D <sub>2</sub> O)	$5.6 \times 10^{-6}$	22.4	-7.5	P	44
$\text{Cr}(\text{NH}_3)_5\text{Cl}^{2+}$	1.0	0.4	(Na,H)ClO <sub>4</sub>	$3.9 \times 10^{-6}$	22.3	-8.5	S; k $\uparrow$ [H <sup>+</sup> ] $\downarrow$ (base cat.)	42
$\text{Cr}(\text{NH}_3)_5\text{Cl}^{2+}$	0.106	1.3	(Na,H)ClO <sub>4</sub>	$6.8 \times 10^{-6}$	20.7	-12.7	S	34
$\text{Cr}(\text{NH}_3)_5\text{Cl}^{2+}$	-	-	MeOH:H <sub>2</sub> O	$6.0 \times 10^{-6}$	21.5	-10.3	T	45
$\text{Cr}(\text{NH}_3)_5\text{Cl}^{2+}$	-	-	1:4.5 (m)	$6.0 \times 10^{-6}$	21.6	-10.0	T	45
$\text{Cr}(\text{NH}_3)_5\text{Cl}^{2+}$	-	-	EtOH:H <sub>2</sub> O	$6.0 \times 10^{-6}$	21.6	-10.0	T	45
$\text{Cr}(\text{NH}_3)_5\text{Cl}^{2+}$	-	-	1:4.5 (m)	$5 \times 10^{-5}$	22	-4.4	-	q 40
$\text{Cr}(\text{NH}_3)_5\text{Br}^{2+}$	1.0	-	HClO <sub>4</sub>	$6.8 \times 10^{-5}$	23.9	2.6	S	37
$\text{Cr}(\text{NH}_3)_5\text{Br}^{2+}$	0.1	1-10.0	(Na,H)(ClO <sub>4</sub> ,OH)	$1.0 \times 10^{-4}$	20.9	-6.7	P	41
$\text{Cr}(\text{NH}_3)_5\text{Br}^{2+}$	0.2	1-2	(Na,D)ClO <sub>4</sub> , (D <sub>2</sub> O)	$9.8 \times 10^{-5}$	22.3	-2.1	P	44
$\text{Cr}(\text{NH}_3)_5\text{I}^{2+}$	1.0	-	HClO <sub>4</sub>	$7.8 \times 10^{-3}$	-	-	S; Difficulties from solubility problems	37
$\text{Cr}(\text{NH}_3)_5\text{I}^{2+}$	0.1	1-10	(Na,H)(ClO <sub>4</sub> ,OH)	$1.0 \times 10^{-3}$	20.8	-2.5	P	41
$\text{Cr}(\text{NH}_3)_5\text{I}^{2+}$	0.2	1-2	(Na,H)ClO <sub>4</sub> , (D <sub>2</sub> O)	$1.5 \times 10^{-3}$	22.4	3.7	P	44
$\text{Cr}(\text{NH}_3)_5\text{N}_3^{2+}$	0.1-0.2	1.2-2	(Na,H)ClO <sub>4</sub>	$3.6 \times 10^{-8}$	26.3	-4.9	S; (10°C range)	326
$\text{Cr}(\text{NH}_3)_5\text{NCS}^{2+}$	0.06	2.5	HClO <sub>4</sub>	$9.3 \times 10^{-8}$	24.9	-7.2	S	40
$\text{Cr}(\text{NH}_3)_5\text{NCS}^{2+}$	0.2	1-2	(Na,D)ClO <sub>4</sub> , (D <sub>2</sub> O)	$4.0 \times 10^{-8}$	24.6	-9.8	P	44
$\text{Cr}(\text{NH}_3)_5\text{NCS}^{2+}$	0.07	1.5	HClO <sub>4</sub>	$8.7 \times 10^{-8}$	24.7	-8.0	S,T; $\Delta H^\ddagger$ and $\Delta S^\ddagger$ are given for $\mu$ ext. to O	46
$\text{Cr}(\text{NH}_3)_5\text{NCS}^{2+}$	0.106	1.3	(Na,H)ClO <sub>4</sub>	$4.1 \times 10^{-7}$	29.6	11	S; Note the large discrepancy relative to other data on the same complex	34
$\text{Cr}(\text{NH}_3)_5\text{ONO}^{2+}$	1.0	slightly acidic	{ KNO <sub>3</sub> (Na,H)OCOCCH <sub>3</sub>	$3.2 \times 10^{-5}$	34.4	36.3	S	213
$\text{Cr}(\text{NH}_3)_5\text{ONO}_2^{2+}$	0.010	-	HClO <sub>4</sub>	$7.0 \times 10^{-4}$	21.0	-3	S	48
$\text{Cr}(\text{NH}_3)_5\text{OCOCF}_3^{2+}$	0.10	1.03-1.72	(Li,H)ClO <sub>4</sub>	$8.7 \times 10^{-6}$	20.2	-25	S	49
$\text{Cr}(\text{NH}_3)_5\text{OCOCCH}_3^{2+}$	0.13	1-2	(Na,H)ClO <sub>4</sub>	$3.6 \times 10^{-6}$	21.5	(-13.9)	S	320
$\text{Cr}(\text{NH}_3)_5\text{OSO}_3^{2+}$	0 (ext.)	-	-	$1.2 \times 10^{-6}$	-	-11.3	S	50
$\text{Cr}(\text{Me-NH}_2)_5\text{Cl}^{2+}$	1.0	0.4	(Na,H)ClO <sub>4</sub>	$(7.0 \times 10^{-7})$	(22)	(-13)	T; k $\uparrow$ [H <sup>+</sup> ] $\downarrow$ (base cat.)	42

$\text{Cr}(\text{Et-NH}_2)_3\text{Cl}^{2+}$	1.0	0.4	(Na,H)ClO <sub>4</sub>	$3.3 \times 10^{-7}$	26.0	- 1.0	T; $k \uparrow [\text{H}^+]$ ↓ (base cat.)	42
$\text{Cr}(\text{AlEt-NH}_2)_3\text{Cl}^{2+}$	1.0	0.4	(Na,H)ClO <sub>4</sub>	$2.9 \times 10^{-7}$	26.0	- 1.2	T; $k \uparrow [\text{H}^+]$ ↓ (base cat.)	42
<i>cis</i> -Cr(NH <sub>3</sub> ) <sub>4</sub> (H <sub>2</sub> O)Cl <sup>2+</sup>	1.0	1.0	(Na,H)ClO <sub>4</sub>	$2.0 \times 10^{-4}$	21.4	- 3.7	S; $\geq 95\%$ <i>cis</i> prod.	51
<i>cis</i> -Cr(NH <sub>3</sub> ) <sub>4</sub> (H <sub>2</sub> O)Cl <sup>2+</sup>	1.0	1.0	HClO <sub>4</sub>	$5.4 \times 10^{-6}$	21.3	-18	-	q 352
<i>cis</i> -Cr(NH <sub>3</sub> ) <sub>4</sub> (H <sub>2</sub> O)Br <sup>2+</sup>	1.0	1/[H <sup>+</sup> ] ext. to 0	(Na,H)ClO <sub>4</sub>	$8.0 \times 10^{-5}$	20.2	(-11)	S	352
<i>cis</i> -Cr(NH <sub>3</sub> ) <sub>4</sub> (H <sub>2</sub> O)I <sup>2+</sup>	1.0	0-1.78	(Na,H)ClO <sub>4</sub>	$1.1 \times 10^{-3}$	19.7	- 6	S	327
<i>cis</i> -Cr(NH <sub>3</sub> ) <sub>4</sub> (H <sub>2</sub> O)I <sup>2+</sup>	1.0	1/[H <sup>+</sup> ] ext. to 0	(Na,H)ClO <sub>4</sub>	$8.5 \times 10^{-4}$	20.2	- 4.9	S	352
<i>cis</i> -Cr(NH <sub>3</sub> ) <sub>4</sub> (OH)I <sup>+</sup>	1.0	12-14	Na(ClO <sub>4</sub> ,OH) HClO <sub>4</sub>	6.3	17.0	2	S	327
<i>trans</i> -Cr(NH <sub>3</sub> ) <sub>4</sub> (H <sub>2</sub> O)Cl <sup>2+</sup>	1.0	ext. to 0	HClO <sub>4</sub>	$8.6 \times 10^{-7}$	23.4	- 7.8	S,T; $\geq 90\%$ <i>trans</i> prod.	51
<i>trans</i> -Cr(NH <sub>3</sub> ) <sub>4</sub> (H <sub>2</sub> O)Cl <sup>2+</sup>	1.0	1/[H <sup>+</sup> ] ext. to 0	(Na,H)ClO <sub>4</sub>	$6.5 \times 10^{-7}$	23.3	- 9.5	-	q 352
<i>trans</i> -Cr(NH <sub>3</sub> ) <sub>4</sub> (H <sub>2</sub> O)Br <sup>2+</sup>	1.0	1/[H <sup>+</sup> ] ext. to 0	(Na,H)ClO <sub>4</sub>	$1.0 \times 10^{-5}$	21.6	- 9.4	S	352
<i>trans</i> -Cr(NH <sub>3</sub> ) <sub>4</sub> (H <sub>2</sub> O)I <sup>2+</sup>	1.0	0-1.78	(Na,H)ClO <sub>4</sub>	$7.4 \times 10^{-5}$	21.4	(-4.4)	S	327
<i>trans</i> -Cr(NH <sub>3</sub> ) <sub>4</sub> (H <sub>2</sub> O)I <sup>2+</sup>	1.0	1/[H <sup>+</sup> ] ext. to 0	(Na,H)ClO <sub>4</sub>	$9.5 \times 10^{-5}$	20.9	- 5	S	352
<i>trans</i> -Cr(NH <sub>3</sub> ) <sub>4</sub> Cl <sup>+</sup>	1.0	0-0.7	(Na,H)ClO <sub>4</sub>	$4.9 \times 10^{-5}$	21.0	- 7.8	S; $\geq 92\%$ <i>trans</i> prod.	51
<i>trans</i> -Cr(NH <sub>3</sub> ) <sub>4</sub> ClBr <sup>+</sup>	1.0	0-0.7	(Na,H)ClO <sub>4</sub>	$3.1 \times 10^{-4}$	20.2	- 6.8	S; $\geq 95\%$ <i>trans</i> prod.	51
<i>trans</i> -Cr(NH <sub>3</sub> ) <sub>4</sub> ClI <sup>+</sup>	1.0	0-1	(Na,H)ClO <sub>4</sub>	$3.3 \times 10^{-4}$	18.0	- 9	S	327
<i>trans</i> -Cr(NH <sub>3</sub> ) <sub>4</sub> BrCl <sup>+</sup>	1.0	0-0.7	(Na,H)ClO <sub>4</sub>	$2.9 \times 10^{-4}$	19.5	(-14)	S; 100% <i>trans</i> prod.	51
<i>trans</i> -Cr(NH <sub>3</sub> ) <sub>4</sub> (OH)I <sup>+</sup>	1.0	12-14	Na(ClO <sub>4</sub> ,OH)	2.1	18.7	- 9.3	S	327
Cr(NH <sub>3</sub> ) <sub>4</sub> (NCS)NH <sub>3</sub> <sup>2+</sup>	~0	-	NaOH	$3.9 \times 10^{-7}$	28.5	5.5	S	213
<i>trans</i> (?) - Cr(en)(NH <sub>3</sub> )(H <sub>2</sub> O) <sub>2</sub> Br <sup>2+</sup>	1.0	0-0.8	(Na,H)ClO <sub>4</sub>	$4 \times 10^{-6}$	22.6	11.9	S,T; probable config. for Br <sup>-</sup> and a H <sub>2</sub> O molecule	31
<i>trans</i> (?) - Cr(en)(H <sub>2</sub> O) <sub>2</sub> Br <sub>2</sub> <sup>+</sup>	2.0	$\leq 0.5$	(Na,H)ClO <sub>4</sub>	$4.0 \times 10^{-4}$	19.2	- 9.2	S,T; probable config. refers to the Br's	33
<i>trans</i> (?) - Cr(en)(NH <sub>3</sub> )(H <sub>2</sub> O)Br <sub>2</sub> <sup>+</sup>	0.3	0.5-1	(Na,H)ClO <sub>4</sub>	$4.1 \times 10^{-4}$	20.1	- 7.0	S,T; probable config. refers to the Br's	31
Cr(en)(H <sub>2</sub> O) <sub>2</sub> Cl <sub>2</sub> <sup>+</sup>	0.1	1-2	(Na,H)ClO <sub>4</sub>	$3.1 \times 10^{-5}$	24.7	3.8	S,T	32
<i>trans</i> -Cr(en)F <sub>2</sub> (en) <sup>+</sup>	1.0	0.24-1.36	(Na,H)ClO <sub>4</sub>	$1.2 \times 10^{-5}$	24.1	- 0.3	S; the prod. is <i>trans</i> -CrF <sub>2</sub> (en)(enH) $\Delta\text{H}^\ddagger \downarrow \mu \downarrow; \Delta\text{S}^\ddagger \downarrow \mu \downarrow$	328
<i>trans</i> -Cr(en)(NCS) <sub>2</sub> en <sup>+</sup>	0.010	-	HNO <sub>3</sub>	$3.5 \times 10^{-6}$	23.8	- 3.6	S	63
<i>cis</i> -Cr(en) <sub>2</sub> (H <sub>2</sub> O)Cl <sup>2+</sup>	0.10	-	HNO <sub>3</sub>	$2.8 \times 10^{-5}$	(35.3)	(39.1)	T; (2T), 100% <i>cis</i> prod.	52
<i>cis</i> -Cr(en) <sub>2</sub> (H <sub>2</sub> O)Br <sup>2+</sup>	0.06-0.14	-	HClO <sub>4</sub>	$1.8 \times 10^{-4}$	-	-	S	53
<i>cis</i> -Cr(en) <sub>2</sub> (H <sub>2</sub> O)NCS <sup>2+</sup>	0.75	-	HClO <sub>4</sub>	$1.5 \times 10^{-6}$	-	-	S	54
<i>cis</i> -Cr(en) <sub>2</sub> Cl <sub>2</sub> <sup>+</sup>	0.10	-	HNO <sub>3</sub>	$3.3 \times 10^{-4}$	20.5	- 5.7	T; 100% <i>cis</i> prod.	52
<i>cis</i> -Cr(en) <sub>2</sub> Cl <sub>2</sub> <sup>+</sup>	0.10	-	HNO <sub>3</sub>	$3.5 \times 10^{-4}$	-	-	T	55
<i>cis</i> -Cr(en) <sub>2</sub> Cl <sub>2</sub> <sup>+</sup>	-	-	none	$3.8 \times 10^{-4}$	17.3	-15.3	T; <CT>	56
<i>cis</i> -Cr(en) <sub>2</sub> Br <sub>2</sub> <sup>+</sup>	0.1	1-2	(Li,H)ClO <sub>4</sub>	$2.8 \times 10^{-3}$	-	-	S; 97% <i>cis</i> prod.	53
<i>cis</i> -Cr(en) <sub>2</sub> (N <sub>3</sub> ) <sub>2</sub> <sup>+</sup>	0.4	2.12	(Na,H)ClO <sub>4</sub>	$1.4 \times 10^{-6}$	23.4	- 6.9	S	58

DATA TABLE I. (Cont.)

Complex	$\mu$ (m)	pH	Medium	k	$\Delta H^\ddagger$	$\Delta S^\ddagger$	Comment	Table Ref. No.
<i>cis</i> -Cr(en) <sub>2</sub> (OH)Cl <sup>+</sup>	0.1	10.1-10.7	{ en LiClO <sub>4</sub>	3.3 × 10 <sup>-3</sup>	-	-	S; 96% <i>cis</i> prod.	57
<i>cis</i> -Cr(en) <sub>2</sub> (NCS)Cl <sup>+</sup>	0.1-1.0		HClO <sub>4</sub>	8.1 × 10 <sup>-5</sup>	19.6	-11.5	S,T; 98% <i>cis</i> prod.	54
<i>trans</i> -Cr(en) <sub>2</sub> (H <sub>2</sub> O)Br <sup>2+</sup>	1.4		HNO <sub>3</sub>	3.0 × 10 <sup>-6</sup>	-	-	S	53
<i>trans</i> -Cr(en) <sub>2</sub> Cl <sub>2</sub> <sup>+</sup>	0.1		HNO <sub>3</sub>	3.9 × 10 <sup>-5</sup>	-	-	S	55
<i>trans</i> -Cr(en) <sub>2</sub> Cl <sub>2</sub> <sup>+</sup>	0.1	1.0-2.9	(Li,H)NO <sub>3</sub>	2.2 × 10 <sup>-5</sup>	22.6	-4.0	T	59
<i>trans</i> -Cr(en) <sub>2</sub> Cl <sub>2</sub> <sup>+</sup>	-	3.7	-	2.3 × 10 <sup>-8</sup>	22.6	-3.8	T; <Cl <sup>-</sup> >	60
<i>trans</i> -Cr(en) <sub>2</sub> Br <sub>2</sub> <sup>+</sup>	0.1		HNO <sub>3</sub>	3.3 × 10 <sup>-4</sup>	21.8	-1.4	S,T	61
<i>trans</i> -Cr(en) <sub>2</sub> Br <sub>2</sub> <sup>+</sup>	0.1	1-2	(Li,H)ClO <sub>4</sub>	3.2 × 10 <sup>-4</sup>	-	-	S; 4% <i>trans</i> prod.	53
<i>trans</i> -Cr(en) <sub>2</sub> (OH)Cl <sup>+</sup>	0.1	9.8-10.8	{ en LiClO <sub>4</sub>	4.6 × 10 <sup>-3</sup>	-	-	S; 87% <i>trans</i> prod.	57
<i>trans</i> -Cr(en) <sub>2</sub> (NCS) <sub>2</sub> <sup>+</sup>	0.1		HNO <sub>3</sub>	8.8 × 10 <sup>-6</sup> (55°)	-	-	T	62
<i>cis</i> -Cr(dipy) <sub>2</sub> Cl <sub>2</sub> <sup>+</sup>	0.5	1.0	(Na,H)Cl	2.9 × 10 <sup>-7</sup>	22.8	-11.9	S	356
<i>trans</i> -Cr(dipy) <sub>2</sub> Cl <sub>2</sub> <sup>+</sup>	-	3.3-3.9	HNO <sub>3</sub>	1.9 × 10 <sup>-7</sup>	23.8	-10	T	353
<i>trans</i> -Cr(tmd) <sub>2</sub> (H <sub>2</sub> O)Cl <sup>2+</sup>	1.0		HNO <sub>3</sub>	2.9 × 10 <sup>-6</sup>	21.1	-13.1	T	321
<i>trans</i> -Cr(tmd) <sub>2</sub> (H <sub>2</sub> O)Br <sup>2+</sup>	1.0		HNO <sub>3</sub>	1.0 × 10 <sup>-5</sup>	23.6	-2.2	T	321
<i>trans</i> -Cr(tmd) <sub>2</sub> Cl <sub>2</sub> <sup>+</sup>	0.1		HNO <sub>3</sub>	2.1 × 10 <sup>-5</sup>	23.9	0.1	T,S	321
<i>trans</i> -Cr(tmd) <sub>2</sub> Br <sub>2</sub> <sup>+</sup>	0.3		HNO <sub>3</sub>	3.6 × 10 <sup>-4</sup>	22.3	0.5	T,S	321
<i>cis</i> , $\alpha$ -Cr(trien)Cl <sub>2</sub> <sup>+</sup>	0.1	1-3	(Na,H)ClO <sub>4</sub>	1.9 × 10 <sup>-4</sup>	20.6	-6.4	T,S	64
Cr(H <sub>2</sub> O)(tetrenH) <sup>4+</sup>	4		HClO <sub>4</sub>	3.5 × 10 <sup>-4</sup>	22.5	1	S; prod. is 1,2,3-Cr (H <sub>2</sub> O) <sub>3</sub> (tetrenH <sub>2</sub> ) <sup>5+</sup>	332
Cr(H <sub>2</sub> O)(tetren) <sup>3+</sup>	4		HClO <sub>4</sub>	1.4 × 10 <sup>-4</sup>	20.1	-9	S; prod. is Cr(H <sub>2</sub> O) <sub>2</sub> (tetrenH) <sup>4+</sup>	332
<i>cis</i> -Cr(ox)( $\alpha$ -trienH) <sup>2+</sup>	1.9	$\leq 1$	(Li,H)NO <sub>3</sub>	2.9 × 10 <sup>-4</sup>	19.9	-8.1	S	67
CrCl <sub>3</sub> (H <sub>2</sub> O) <sub>2</sub> tu	12		HCl	2.4 × 10 <sup>-4</sup>	14.5	-26.4	S	65
CrCl <sub>3</sub> (H <sub>2</sub> O)tu <sub>2</sub>	12		HCl	2.6 × 10 <sup>-3</sup>	15.0	-20.1	S	65
CrCl <sub>3</sub> tu <sub>3</sub>	12		HCl	6.9 × 10 <sup>-3</sup>	15.1	-17.8	S	65
Cr(acac) <sub>3</sub>	2		HClO <sub>4</sub>	8.0 × 10 <sup>-6</sup>	29.3	16.4	S	66
<i>trans</i> -Cr(NH <sub>3</sub> ) <sub>2</sub> (NCS) <sub>2</sub> <sup>-</sup>	-		none	1.9 × 10 <sup>-6</sup>	26.6	4.6	Co; <K <sup>+</sup> >	71
<i>trans</i> -Cr(NH <sub>3</sub> ) <sub>2</sub> (NCS) <sub>2</sub> <sup>-</sup>	-		MeOH:H <sub>2</sub> O (3:1 by V)	1.2 × 10 <sup>-6</sup>	27.9	8.0	Co; <K <sup>+</sup> >	71
Cr(NCS) <sub>6</sub> <sup>3-</sup>	-		-	6.1 × 10 <sup>-7</sup>	28.1	7	R	47
<i>cis</i> -Cr(ox) <sub>2</sub> (H <sub>2</sub> O)DMSO <sup>-</sup>	$\leq 0.1$	1-4	HClO <sub>4</sub>	3.0 × 10 <sup>-4</sup>	17.0	-17.6	S	68
<i>cis</i> -Cr(ox) <sub>2</sub> (DMSO) <sub>2</sub> <sup>-</sup>	$\leq 0.1$	1-4	HClO <sub>4</sub>	1.2 × 10 <sup>-3</sup>	12.3	-30.6	S	68
<i>cis</i> -Cr(ox) <sub>2</sub> (H <sub>2</sub> O)(oxH <sub>2</sub> ) <sup>-</sup>	2.0		(Na,H)ClO <sub>4</sub>	1.5 × 10 <sup>-5</sup>	28.5	14.7	S	69
<i>cis</i> -Cr(ox) <sub>2</sub> (H <sub>2</sub> O)NCS <sup>2-</sup>	1.0	3-4	NaNO <sub>3</sub>	1.6 × 10 <sup>-5</sup>	20.1	-13.1	S; 100% <i>cis</i> prod.	330
<i>cis</i> -Cr(ox) <sub>2</sub> (H <sub>2</sub> O)(oxH) <sup>2-</sup>	2.0		(Na,H)ClO <sub>4</sub>	1.6 × 10 <sup>-5</sup>	21.6	-8.4	S	69
<i>trans</i> -Cr(ox) <sub>2</sub> py <sub>2</sub> <sup>-</sup>	0.1-2	1-3	(Na,H)ClO <sub>4</sub>	1.7 × 10 <sup>-5</sup>	27.7	12.6	S	70
<i>trans</i> -Cr(ox) <sub>2</sub> (H <sub>2</sub> O)OCOCH <sub>3</sub> <sup>2-</sup>	0.1-2	2-5	(Na,H)ClO <sub>4</sub>	6.2 × 10 <sup>-4</sup>	16.3	-18.8	S	70
<i>trans</i> -Cr(ox) <sub>2</sub> (OH)OCOCH <sub>3</sub> <sup>2-</sup>	0.1-2	9-12	Na(ClO <sub>4</sub> ,OH)	2.7 × 10 <sup>-2</sup>	8.4	-38	S	70

Cr(Me-mal) <sub>3</sub> <sup>3-</sup>	1.0	0-1.0	(Na,H)ClO <sub>4</sub>	9.7 × 10 <sup>-5</sup>	-	S	369
Mn(CN) <sub>6</sub> <sup>3-</sup>	0.18-1.2	9-10.8	K(NO <sub>3</sub> ,CN)	4.4 × 10 <sup>-4</sup>	~8	R	72
Fe(H <sub>2</sub> O) <sub>5</sub> Cl <sup>2+</sup>	3.0	0-0.6	(Mg/2, H)ClO <sub>4</sub>	1.1	-	S <sub>SF</sub>	73
Fe(H <sub>2</sub> O) <sub>5</sub> Br <sup>2+</sup>	1.0	0-0.35	HClO <sub>4</sub>	1.5 × 10 <sup>-2</sup>	18.3	S <sub>SF</sub> ; 2T; 14 °C range	74
Fe(H <sub>2</sub> O) <sub>5</sub> N <sub>2</sub> <sup>2+</sup>	1.0	0-0.35	(Li,H)ClO <sub>4</sub>	2.0 × 10 <sup>+1</sup>	14.7	S <sub>SF</sub>	75
Fe(H <sub>2</sub> O) <sub>5</sub> NCS <sup>2+</sup>	0.40	0.7-1.5	(Na,H)ClO <sub>4</sub>	8.8 × 10 <sup>-1</sup>	14.5	S <sub>SF</sub> ; ΔS <sup>‡</sup> is calcd. from ΔS <sup>‡</sup> and ΔS <sup>‡</sup> of the reverse reaction	76
Fe(H <sub>2</sub> O) <sub>5</sub> NCS <sup>2+</sup>	3.0	-0.25	(Mg/2, H)ClO <sub>4</sub>	6.8 × 10 <sup>-1</sup>	-	S <sub>SF</sub>	77
Fe(H <sub>2</sub> O) <sub>5</sub> SO <sub>3</sub> <sup>+</sup>	1.0	0.3-1.7	(Na,H)ClO <sub>4</sub>	1.1	8.4	S <sub>SF</sub> ; SO <sub>3</sub> <sup>2-</sup> probably S-bonded	280
Fe(H <sub>2</sub> O) <sub>2</sub> (NCS) <sub>4</sub> <sup>-</sup>	8.0	-	KNCS	1.0 × 10 <sup>+5</sup>	10.3	nmr(lb); most likely Fe-N bonded	78
Fe(CN) <sub>5</sub> SCN <sup>3-</sup>	1.0	1.0-1.7	(Na,H)(ClO <sub>4</sub> ,NCS)	8 × 10 <sup>-5</sup>	-	S	332
Co(NH <sub>3</sub> ) <sub>5</sub> OPO <sub>3</sub> H <sub>4</sub> <sup>4+</sup>	10.4	-	HClO <sub>4</sub>	-	22.9	R	79
Co(NH <sub>3</sub> ) <sub>5</sub> OH <sub>2</sub> <sup>3+</sup>	0.6	2.0-2.2	HClO <sub>4</sub>	5.9 × 10 <sup>-6</sup>	26.6	M; <ClO <sub>4</sub> >, [complex] = 0.1	80
Co(NH <sub>3</sub> ) <sub>5</sub> N <sub>3</sub> H <sup>3+</sup>	7.2-12.4	-	H <sub>2</sub> SO <sub>4</sub>	1.1 × 10 <sup>-4</sup>	24.1	S	35
Co(NH <sub>3</sub> ) <sub>5</sub> OP(OH) <sub>3</sub> <sup>3+</sup>	0.8-4.1	-	HClO <sub>4</sub>	1.4 × 10 <sup>-6</sup>	25.6	R	79
Co(NH <sub>3</sub> ) <sub>5</sub> OP(OCH <sub>3</sub> ) <sub>3</sub> <sup>3+</sup>	0.5	0.4-1.0	(Na,H)ClO <sub>4</sub>	2.0 × 10 <sup>-4</sup>	-	S; k is corrected for 80% Co-O rupture	81
Co(NH <sub>3</sub> ) <sub>5</sub> OCOCH <sub>2</sub> NH <sub>3</sub> <sup>3+</sup>	0.1	0.3-2.0	(Na,H)ClO <sub>4</sub>	5.9 × 10 <sup>-9</sup>	29.0	S; k ↑ μ ↓ (ΔH <sup>‡</sup> and ΔS <sup>‡</sup> are 22.0 and -20 at μ = 1.0, resp.)	82
Co(NH <sub>3</sub> ) <sub>5</sub> F <sup>2+</sup>	-	-	none	8.7 × 10 <sup>-8</sup>	20.7	T; <NO <sub>3</sub> <sup>-</sup> >	83
Co(NH <sub>3</sub> ) <sub>5</sub> F <sup>2+</sup>	0.12	5.13	LiClO <sub>4</sub>	8.7 × 10 <sup>-8</sup>	24.4	T; pH given is initial pH	84
Co(NH <sub>3</sub> ) <sub>5</sub> Cl <sup>2+</sup>	-	-	-	1.7 × 10 <sup>-6</sup>	23.7	q 40	85
Co(NH <sub>3</sub> ) <sub>5</sub> Cl <sup>2+</sup>	0.1	-	HNO <sub>3</sub>	1.7 × 10 <sup>-6</sup>	22.9	S	86
Co(NH <sub>3</sub> ) <sub>5</sub> Cl <sup>2+</sup>	-	-	none	2.1 × 10 <sup>-6</sup>	24.8	K; <Cl <sup>-</sup> >	87
Co(NH <sub>3</sub> ) <sub>5</sub> Cl <sup>2+</sup>	-	-	none	1.7 × 10 <sup>-6</sup>	23.12	T { <ClO <sub>4</sub> <sup>-</sup> >, activ. param. at 25 °C dΔH <sup>‡</sup> /dT = 50 cal/mole × °K	88
Co(NH <sub>3</sub> ) <sub>5</sub> Cl <sup>2+</sup>	0.002-1.0	6.9-1.0	(Na,H)NO <sub>3</sub>	1.9 × 10 <sup>-6</sup>	22.6	T, [2]; <NO <sub>3</sub> <sup>-</sup> >	89
Co(NH <sub>3</sub> ) <sub>5</sub> Cl <sup>2+</sup>	-	-	EtOH 30% (w)	1.1 × 10 <sup>-6</sup>	22.7	T, [2]; k ↓ D ↓ (at diff. [EtOH]), <NO <sub>3</sub> <sup>-</sup> >	89
Co(NH <sub>3</sub> ) <sub>5</sub> Cl <sup>2+</sup>	-	-	DXN 30% (w)	1.2 × 10 <sup>-6</sup>	22.6	T, [2] Rate constant depends on [H <sub>2</sub> O], <NO <sub>3</sub> <sup>-</sup> >	89
Co(NH <sub>3</sub> ) <sub>5</sub> Cl <sup>2+</sup>	-	-	ETG 30% (w)	1.3 × 10 <sup>-6</sup>	23.3	T, [2]; k ↓ D ↓ (at diff. [ETG]) <NO <sub>3</sub> <sup>-</sup> >	89
Co(NH <sub>3</sub> ) <sub>5</sub> Cl <sup>2+</sup>	0.1	2	(K,H)ClO <sub>4</sub>	1.8 × 10 <sup>-6</sup>	22.9	S; (2T, 10 °C range)	88
Co(NH <sub>3</sub> ) <sub>5</sub> Cl <sup>2+</sup>	0.01	-	HNO <sub>3</sub>	4.0 × 10 <sup>-6</sup>	22.9	S	350
Co(NH <sub>3</sub> ) <sub>5</sub> Br <sup>2+</sup>	-	-	-	6.3 × 10 <sup>-6</sup>	24.0	-	q 40
Co(NH <sub>3</sub> ) <sub>5</sub> Br <sup>2+</sup>	0.1	-	HNO <sub>3</sub>	6.5 × 10 <sup>-6</sup>	23.9	S	85
Co(NH <sub>3</sub> ) <sub>5</sub> Br <sup>2+</sup>	0.002-0.8	1.0-6.5	(Na,H)NO <sub>3</sub>	7.4 × 10 <sup>-6</sup>	21.8	T, [2] <NO <sub>3</sub> <sup>-</sup> >	89

DATA TABLE I. (Cont.)

Complex	$\mu$ (m)	pH	Medium	k	$\Delta H^\ddagger$	$\Delta S^\ddagger$	Comment	Table Ref. No.
$\text{Co}(\text{NH}_3)_5\text{Br}^{2+}$	—	—	MeOH 50% (w)	$1.9 \times 10^{-6}$	23.1	- 7.1	T, [2]; $S_N2$ ; k depends on $[\text{H}_2\text{O}] < \text{NO}_3^- >$	89
$\text{Co}(\text{NH}_3)_5\text{Br}^{2+}$	—	—	DXN 50% (w)	$2.6 \times 10^{-6}$	22.6	- 8.5	T, [2]; k depends on $[\text{H}_2\text{O}] < \text{NO}_3^- >$	89
$\text{Co}(\text{NH}_3)_5\text{Br}^{2+}$	—	—	ETG 50% (w)	$3.9 \times 10^{-6}$	21.9	- 9.9	T, [2]; $k \downarrow D \downarrow$ ; $< \text{NO}_3^- >$	89
$\text{Co}(\text{NH}_3)_5\text{I}^{2+}$	1.0	3	(NH <sub>4</sub> ,H)ClO <sub>4</sub>	$8.3 \times 10^{-6}$	19	- 16	S	90
$\text{Co}(\text{NH}_3)_5\text{N}_3^{2+}$	0.064-0.164	1.85	(Na,H)ClO <sub>4</sub>	$2.1 \times 10^{-9}$	33.1	12.8	S	91
$\text{Co}(\text{NH}_3)_5\text{NCS}^{2+}$	0.05	2.5	HClO <sub>4</sub>	$2.8 \times 10^{-9}$	26.8	- 7.8	S; k = a + b[NCS] < ClO <sub>4</sub> - >	40
$\text{Co}(\text{NH}_3)_5\text{NCS}^{2+}$	0.002-0.1	1-2.7	HClO <sub>4</sub>	$3.6 \times 10^{-10}$	30.1	- 0.7	S,T; (80 ≤ T ≤ 97 °C)	46
$\text{Co}(\text{NH}_3)_5\text{NO}_2^{2+}$	0.12	0.2-7	HClO <sub>4</sub>	$1.2 \times 10^{-8}$	29.6	4.5	S	92
$\text{Co}(\text{NH}_3)_5\text{NO}_2^{2+}$	1.0	acid	(K,H)NO <sub>3</sub>	$8.2 \times 10^{-8}$	23.9	- 11.1	S; The reaction was carried out under conditions where k may be separated from a concomitant redox process	93
$\text{Co}(\text{NH}_3)_5\text{ONO}_2^{2+}$	0.12	2	(Li,H)ClO <sub>4</sub>	$2.4 \times 10^{-5}$	24.3	1.9	S; $d\Delta H^\ddagger/dT = -20$ cal/mol <sup>-1</sup> deg <sup>-1</sup>	94
$\text{Co}(\text{NH}_3)_5\text{NH}_2\text{SO}_3^{2+}$	1.0	—	LiClO <sub>4</sub>	$3 \times 10^{-5}$	—	—	S	99
$\text{Co}(\text{NH}_3)_5\text{OPO}_3\text{H}_2^{2+}$	1.0	2.0-2.7	{ (Na,H)NaHPO <sub>4</sub> { NaClO <sub>4</sub>	$2.2 \times 10^{-7}$	23.3	- 11.2	R	95
$\text{Co}(\text{NH}_3)_5\text{OCOCH}_3^{2+}$	0.1	1-2	(Na,H)ClO <sub>4</sub>	$2.7 \times 10^{-8}$	25	- 8	S	97
$\text{Co}(\text{NH}_3)_5\text{OCOCH}_2\text{Cl}^{2+}$	—	—	—	$1.3 \times 10^{-7}$	26.3	- 1.6	—	q 98
$\text{Co}(\text{NH}_3)_5\text{OCOCHCl}_2^{2+}$	—	—	—	$4 \times 10^{-8}$	26.4	- 3.5	—	q 98
$\text{Co}(\text{NH}_3)_5\text{OCOCF}_3^{2+}$	0.1	1.0-2.0	(Na,H)ClO <sub>4</sub>	$1.5 \times 10^{-7}$	26	- 2	S	97
$\text{Co}(\text{NH}_3)_5\text{OCOC}_2\text{Cl}_3^{2+}$	—	—	—	$1.6 \times 10^{-7}$	25.7	- 3.0	—	q 98
$\text{Co}(\text{NH}_3)_5\text{OCOC}(\text{CH}_3)_3^{2+}$	0.1	1.0-2.0	(Na,H)ClO <sub>4</sub>	$4.6 \times 10^{-9}$	32	10.7	S	97
$\text{Co}(\text{NH}_3)_5\text{oxH}^{2+}$	1.0	0-7	(Na,H)ClO <sub>4</sub>	$2.2 \times 10^{-8}$	28.4	1	S	96
$\text{Co}(\text{NH}_3)_5\text{OSO}_3^+$	~0.2	2	{ Na <sub>2</sub> SO <sub>4</sub> { HClO <sub>4</sub>	$1.2 \times 10^{-6}$	18.7	- 24	S; (2T, 13 °C range)	100
$\text{Co}(\text{NH}_3)_5\text{OSO}_3^+$	—	—	Na <sub>2</sub> SO <sub>4</sub>	$7.0 \times 10^{-7}$	24.4	- 4.9	R; [2]	101
$\text{Co}(\text{NH}_3)_5\text{OSO}_3^+$	1.0	0-2	(Na,H)ClO <sub>4</sub>	$8.9 \times 10^{-7}$	22.7	- 10	S	102
$\text{Co}(\text{NH}_3)_5\text{OS}_2\text{O}_2^+$	1.0	—	(K, $\frac{\text{Ba}}{2}, \frac{\text{La}}{3}$ )Cl	$1.6 \times 10^{-7}$	19.3	- 24.8	T	103
$\text{Co}(\text{NH}_3)_5\text{ox}^+$	1.0	1-7	(Na,H)ClO <sub>4</sub>	$1.5 \times 10^{-8}$	26.2	- 5	S	96
$\text{Co}(\text{NH}_3)_5\text{OPO}_3\text{H}^+$	1.0	5-6	{ (Na,H)NaHPO <sub>4</sub> { NaClO <sub>4</sub>	$7.9 \times 10^{-9}$	26.8	- 6.6	R	95
$\text{Co}(\text{NH}_3)_5\text{OPO}_3$	1.0	—	NaClO <sub>4</sub>	$1.5 \times 10^{-9}$	39.6	34	R	95
$\text{Co}(\text{Me-NH}_2)_5\text{Cl}^{2+}$	0.01-0.1	—	HClO <sub>4</sub>	$3.7 \times 10^{-5}$	22.0	- 5.1	T	105
$\text{Co}(\text{Me-NH}_2)_5\text{Cl}^{2+}$	0.01	—	HNO <sub>3</sub>	$3.3 \times 10^{-5}$	22.6	- 3.2	S	350
$\text{Co}(\text{Et-NH}_2)_5\text{Cl}^{2+}$	0.01	—	HNO <sub>3</sub>	$1.6 \times 10^{-4}$	21.3	- 4.4	S	350



Co( <i>n</i> Pr NH <sub>2</sub> ) <sub>6</sub> Cl <sup>2+</sup>	0.01	HNO <sub>3</sub>	1.9 × 10 <sup>-4</sup>	20.9	- 5.5	S	350
Co( <i>n</i> Bu NH <sub>2</sub> ) <sub>6</sub> Cl <sup>2+</sup>	0.01	HNO <sub>3</sub>	2.0 × 10 <sup>-4</sup>	20.8	- 5.6	S	350
Co( <i>t</i> Bu NH <sub>2</sub> ) <sub>6</sub> Cl <sup>2+</sup>	0.01	HNO <sub>3</sub>	3.7 × 10 <sup>-4</sup>	16.1	-18.3	S	350
<i>cis</i> Co(NH <sub>3</sub> ) <sub>4</sub> (H <sub>2</sub> O)OPO <sub>3</sub> H <sub>4</sub> <sup>4+</sup>	10.8	HClO <sub>4</sub>	1.1 × 10 <sup>-6</sup>	24.4	- 4.0	R	79
<i>cis</i> Co(NH <sub>3</sub> ) <sub>4</sub> (H <sub>2</sub> O)OPO <sub>3</sub> H <sub>3</sub> <sup>3+</sup>	0.66-5.7	HClO <sub>4</sub>	3.6 × 10 <sup>-6</sup>	24.9	- 7.8	R	79
				(0.1)			
<i>trans</i> Co(NH <sub>3</sub> ) <sub>4</sub> Cl <sub>2</sub> <sup>+</sup>	0.1	HNO <sub>3</sub>	1.8 × 10 <sup>-3</sup>	-	-	S	130
<i>trans</i> Co(NH <sub>3</sub> ) <sub>4</sub> Cl <sub>2</sub> <sup>+</sup>	1.0	HClO <sub>4</sub>	1.5 × 10 <sup>-3</sup>	22.0	2.4	T S	154
<i>trans</i> Co(NH <sub>3</sub> ) <sub>4</sub> (NCS)Cl <sup>+</sup>	0.5	HNO <sub>3</sub>	3.6 × 10 <sup>-6</sup>	25.7	3	S	346
<i>trans</i> Co(NH <sub>3</sub> ) <sub>4</sub> (NO <sub>2</sub> )Cl <sup>+</sup>	0.1	HNO <sub>3</sub>	2.7 × 10 <sup>-2</sup>	17.6	- 6.7	S	333
<i>trans</i> Co(NH <sub>3</sub> ) <sub>4</sub> (NO <sub>2</sub> )Br <sup>+</sup>	0.1	HNO <sub>3</sub>	7.2 × 10 <sup>-2</sup>	19.2	1	S	333
Co(NH <sub>3</sub> ) <sub>5</sub> (NO <sub>2</sub> )NCS	-	-	8.2 × 10 <sup>-5</sup>	25.8	9.3	S	174
Co(NH <sub>3</sub> ) <sub>5</sub> (ONO) <sub>4</sub> <sup>-</sup>	2.5	HClO <sub>4</sub>	1.7 × 10 <sup>-4</sup>	16.0	-22.1	-	176
<i>trans</i> Co(py) <sub>4</sub> (H <sub>2</sub> O)Cl <sup>2+</sup>	-	none	-	25.4	-	K S	155
<i>trans</i> Co(py) <sub>4</sub> Cl <sub>2</sub> <sup>+</sup>	-	SUC 10% (w)	9.8 × 10 <sup>-6</sup>	31.7	24.9	T [2] k ↓ [SUC] ↑ but	156
						ΔH <sup>‡</sup> and ΔS <sup>‡</sup> are	
						essentially const up to	
						40% SUC <Cl <sup>-</sup> >	
<i>trans</i> Co(py) <sub>4</sub> Cl <sub>2</sub> <sup>+</sup>	-	ETG 10-70% (w)	(9.5 × 10 <sup>-6</sup> )	30.4	20.5	T [2]	158
<i>trans</i> Co(py) <sub>4</sub> Cl <sub>2</sub> <sup>+</sup>	-	-	8.4 × 10 <sup>-6</sup>	-	-	T	159
<i>trans</i> Co(β pic) <sub>4</sub> Cl <sub>2</sub> <sup>+</sup>	-	-	2.5 × 10 <sup>-5</sup>	-	-	T	159
<i>trans</i> Co(γ pic) <sub>4</sub> Cl <sub>2</sub> <sup>+</sup>	-	-	1.5 × 10 <sup>-5</sup>	-	-	T	159
Co(en)(NH <sub>3</sub> ) <sub>2</sub> (NO <sub>2</sub> )NCS	-	-	2.9 × 10 <sup>-5</sup>	22.3	- 4.8	-	174
<i>cis</i> Co(en)(NH <sub>3</sub> ) <sub>2</sub> Cl <sub>2</sub> <sup>+</sup>	0.1	HNO <sub>3</sub>	2.3 × 10 <sup>-4</sup>	-	-	S	130
<i>trans</i> Co(en)(NH <sub>3</sub> ) <sub>2</sub> Cl <sub>2</sub> <sup>+</sup>	0.1	HNO <sub>3</sub>	2.2 × 10 <sup>-4</sup>	-	-	S	130
<i>cis</i> Co(en) <sub>2</sub> (OH <sub>2</sub> ) <sub>2</sub> <sup>3+</sup>	0.8	(Na H)ClO <sub>4</sub>	7.5 × 10 <sup>-6</sup>	28.8	15	M	125
<i>cis</i> Co(en) <sub>2</sub> (OH <sub>2</sub> )(OH <sub>2</sub> ) <sup>3+</sup>	0.01	HClO <sub>4</sub>	1.1 × 10 <sup>-6</sup>	-	-	M	106
<i>cis</i> Co(en) <sub>2</sub> (H <sub>2</sub> O)OPO <sub>3</sub> H <sub>3</sub> <sup>3+</sup>	4.0	HClO <sub>4</sub>	5 × 10 <sup>-8</sup>	24.9	- 8.3	R	79
<i>cis</i> Co(en) <sub>2</sub> (NH <sub>3</sub> )OPO <sub>3</sub> H <sub>3</sub> <sup>3+</sup>	3.7	HClO <sub>4</sub>	3.6 × 10 <sup>-7</sup>	27.1	- 2.8	R	302
<i>cis</i> Co(en) <sub>2</sub> (H <sub>2</sub> O)Cl <sup>2+</sup>	-	-	1.6 × 10 <sup>-6</sup>	-	-	T <SO <sub>4</sub> <sup>2-</sup> >	127
<i>cis</i> Co(en) <sub>2</sub> (NH <sub>3</sub> )Cl <sup>2+</sup>	-	-	3.7 × 10 <sup>-7</sup>	24.9	- 4.3	T <ClO <sub>4</sub> <sup>-</sup> >	87
<i>cis</i> Co(en) <sub>2</sub> (NH <sub>3</sub> )Cl <sup>2+</sup>	indep of μ	(Na H)(NO <sub>3</sub> ClO <sub>4</sub> )	(7.0 × 10 <sup>-9</sup> )	23.2	-18	- [2] act param	108
						indep of μ pH presence	
						of EtOH GLC ETG	
<i>cis</i> Co(en) <sub>2</sub> (NH <sub>3</sub> )Cl <sup>2+</sup>	-	-	5.5 × 10 <sup>-7</sup>	22.6	-11.4	T	q 107
<i>l cis</i> Co(en) <sub>2</sub> (NH <sub>3</sub> )Br <sup>2+</sup>	0.17	HClO <sub>4</sub>	1.6 × 10 <sup>-6</sup>	22.5	- 9.6	S (2T)	109
<i>d l cis</i> Co(en) <sub>2</sub> (NH <sub>3</sub> )ONO <sub>2</sub> <sup>2+</sup>	0.17	HClO <sub>4</sub>	9.4 × 10 <sup>-6</sup>	23.5	-2.7	S (2T)	109
<i>cis</i> Co(en) <sub>2</sub> (NH <sub>2</sub> OH)Cl <sup>2+</sup>	0.50	HClO <sub>4</sub>	5.0 × 10 <sup>-6</sup>	19.7	-16.7	T <NO <sub>3</sub> <sup>-</sup> >	119
<i>cis</i> Co(en) <sub>2</sub> (NH <sub>2</sub> OH)Br <sup>2+</sup>	0.50	HClO <sub>4</sub>	2.1 × 10 <sup>-6</sup>	19.6	-14.2	T <NO <sub>3</sub> <sup>-</sup> >	111
<i>cis</i> Co(en) <sub>2</sub> (MeNH <sub>2</sub> )Cl <sup>2+</sup>	-	none	2.3 × 10 <sup>-7</sup>	24.4	- 7.1	T <NO <sub>3</sub> <sup>-</sup> >	107
<i>cis</i> Co(en) <sub>2</sub> (MeNH <sub>2</sub> )Cl <sup>2+</sup>	0.1	HNO <sub>3</sub>	3.5 × 10 <sup>-7</sup>	23.9	- 8	T [2] k ΔH <sup>‡</sup> and	110
						ΔS <sup>‡</sup> are not sensitive	
						to added ETG up to	
						40% by w	
<i>cis</i> Co(en) <sub>2</sub> (MeNH <sub>2</sub> )Br <sup>2+</sup>	-	none	4.6 × 10 <sup>-7</sup>	26.3	0.7	T <NO <sub>3</sub> <sup>-</sup> >	111

DATA TABLE I. (Cont.)

Complex	$\mu$ (m)	pH	Medium	k	$\Delta H^\ddagger$	$\Delta S^\ddagger$	Comment	Table Ref. No.
<i>cis</i> (?)-Co(en) <sub>2</sub> (EtNH <sub>2</sub> )Cl <sup>2+</sup>	0.1	4.7-5.7	{ (Na,H)OCOCH <sub>3</sub> (Na,H)OCOH	5.0 × 10 <sup>-7</sup>	22.6	-11	T; [2]	112
<i>cis</i> -Co(en) <sub>2</sub> (EtNH <sub>2</sub> )Cl <sup>2+</sup>			none	1.5 × 10 <sup>-7</sup>	26.1	- 2.2	T; <NO <sub>3</sub> <sup>-</sup> >	107
<i>cis</i> (?)-Co(en) <sub>2</sub> (EtNH <sub>2</sub> )Cl <sup>2+</sup>		3	HNO <sub>3</sub>	3.4 × 10 <sup>-7</sup>	24.3	- 6.5	T; $\Delta H^\ddagger$ is insensitive to → 40% w DXN and → 60% ETG; $\Delta S^\ddagger$ ↓ by a factor of ~2 in both cases	113
<i>cis</i> -Co(en) <sub>2</sub> (EtNH <sub>2</sub> )Br <sup>2+</sup>	-	-	none	2.9 × 10 <sup>-7</sup>	27.5	3.8	T; <NO <sub>3</sub> <sup>-</sup> >	111
<i>cis</i> -Co(en) <sub>2</sub> (n-PrNH <sub>2</sub> )Cl <sup>2+</sup>	-	-	none	3.2 × 10 <sup>-7</sup>	24.6	- 5.7	S; <NO <sub>3</sub> <sup>-</sup> >	114
<i>cis</i> -Co(en) <sub>2</sub> (n-PrNH <sub>2</sub> )Br <sup>2+</sup>	-	-	none	1.8 × 10 <sup>-6</sup>	22.9	- 8.0	T; <NO <sub>3</sub> <sup>-</sup> >	111
<i>cis</i> -Co(en) <sub>2</sub> (i-PrNH <sub>2</sub> )Cl <sup>2+</sup>	-	-	none	1.2 × 10 <sup>-6</sup>	24.3	- 4.1	T; <NO <sub>3</sub> <sup>-</sup> >	114
<i>cis</i> -Co(en) <sub>2</sub> (i-PrNH <sub>2</sub> )Br <sup>2+</sup>	-	-	none	7.3 × 10 <sup>-6</sup>	22.9	- 5.2	T; <NO <sub>3</sub> <sup>-</sup> >	111
<i>cis</i> -Co(en) <sub>2</sub> (AlNH <sub>2</sub> )Cl <sup>2+</sup>	-	-	none	2.0 × 10 <sup>-7</sup>	25.4	- 4.0	T; <NO <sub>3</sub> <sup>-</sup> >	115
<i>cis</i> -Co(en) <sub>2</sub> (AlNH <sub>2</sub> )Cl <sup>2+</sup>	0.1	1	HNO <sub>3</sub>	3.3 × 10 <sup>-7</sup>	23.3	-18 (-10)	T; [2]; Act. par. are unaffected by → 40% (w) ETG and → 20% DXN	110
<i>cis</i> -Co(en) <sub>2</sub> (AlNH <sub>2</sub> )Br <sup>2+</sup>	-	-	none	5.6 × 10 <sup>-7</sup>	26.8	2.8	T; <NO <sub>3</sub> <sup>-</sup> >	111
<i>cis</i> -Co(en) <sub>2</sub> (Pr-2-ynylNH <sub>2</sub> )Cl <sup>2+</sup>	-	-	none	1.2 × 10 <sup>-7</sup>	25.4	- 5.0	T; <NO <sub>3</sub> <sup>-</sup> >	115
<i>cis</i> -Co(en) <sub>2</sub> (Pr-2-ynylNH <sub>2</sub> )Br <sup>2+</sup>	-	-	none	3.1 × 10 <sup>-7</sup>	26.6	0.9	T; <ClO <sub>4</sub> <sup>-</sup> >	111
<i>cis</i> -Co(en) <sub>2</sub> (CH <sub>2</sub> OHCH <sub>2</sub> NH <sub>2</sub> )Cl <sup>2+</sup>			none	1.7 × 10 <sup>-6</sup>	21.8	-11.8	T; 100% <i>cis</i> prod.; <NO <sub>3</sub> <sup>-</sup> >	116
<i>cis</i> -Co(en) <sub>2</sub> (CH <sub>2</sub> ClCH <sub>2</sub> NH <sub>2</sub> )Cl <sup>2+</sup>	0.1		HClO <sub>4</sub>	8.1 × 10 <sup>-8</sup>	25.5	- 5	T	117
<i>cis</i> -Co(en) <sub>2</sub> (CH <sub>2</sub> ClCH <sub>2</sub> NH <sub>2</sub> )Br <sup>2+</sup>	0.1		HClO <sub>4</sub>	4.2 × 10 <sup>-7</sup>	25.5	- 2.1	T	117
<i>cis</i> -Co(en) <sub>2</sub> (CH <sub>2</sub> BrCH <sub>2</sub> NH <sub>2</sub> )Br <sup>2+</sup>	0.1		HClO <sub>4</sub>	7.3 × 10 <sup>-7</sup>	25.7	- 0.4	T	117
<i>cis</i> -Co(en) <sub>2</sub> (CH <sub>3</sub> OCH <sub>2</sub> CH <sub>2</sub> NH <sub>2</sub> )Cl <sup>2+</sup>			none	5.6 × 10 <sup>-7</sup>	22.5	-11.7	T; <NO <sub>3</sub> <sup>-</sup> >	118
<i>cis</i> -Co(en) <sub>2</sub> (CH <sub>3</sub> CHOHCH <sub>2</sub> NH <sub>2</sub> )Cl <sup>2+</sup>			none	1.3 × 10 <sup>-6</sup>	22.2	-11.0	T; 100% <i>cis</i> prod.; <NO <sub>3</sub> <sup>-</sup> >	116
<i>cis</i> -Co(en) <sub>2</sub> (CH <sub>2</sub> OHCH <sub>2</sub> CH <sub>2</sub> NH <sub>2</sub> )Cl <sup>2+</sup>			none	3.5 × 10 <sup>-7</sup>	23.4	- 9.6	T; 100% <i>cis</i> prod.; <NO <sub>3</sub> <sup>-</sup> >	116
<i>cis</i> -Co(en) <sub>2</sub> (CH <sub>3</sub> OCH <sub>2</sub> CH <sub>2</sub> CH <sub>2</sub> NH <sub>2</sub> )Cl <sup>2+</sup>			none	6.5 × 10 <sup>-7</sup>	22.2	-12.4	T; <NO <sub>3</sub> <sup>-</sup> >	118
<i>cis</i> -Co(en) <sub>2</sub> (CH <sub>3</sub> ClCH <sub>2</sub> NH <sub>2</sub> )Cl <sup>2+</sup>	0.1		HClO <sub>4</sub>	9.8 × 10 <sup>-8</sup>	25.5	- 5.1	T	117
<i>cis</i> -Co(en) <sub>2</sub> (CH <sub>2</sub> ClCH <sub>2</sub> CH <sub>2</sub> NH <sub>2</sub> )Cl <sup>2+</sup>	0.1		HClO <sub>4</sub>	1.3 × 10 <sup>-7</sup>	25.8	- 3.6	T	117
<i>cis</i> -Co(en) <sub>2</sub> (CH <sub>2</sub> OH(CH <sub>2</sub> ) <sub>3</sub> NH <sub>2</sub> )Cl <sup>2+</sup>			none	3.7 × 10 <sup>-7</sup>	23.7	- 8.5	S; T; <NO <sub>3</sub> <sup>-</sup> >	347
<i>cis</i> -Co(en) <sub>2</sub> (CH <sub>2</sub> OH(CH <sub>2</sub> ) <sub>4</sub> NH <sub>2</sub> )Cl <sup>2+</sup>			none	4.8 × 10 <sup>-7</sup>	23.4	- 9.0	S; T; <NO <sub>3</sub> <sup>-</sup> >	347
<i>cis</i> -Co(en) <sub>2</sub> (CH <sub>2</sub> OH(CH <sub>2</sub> ) <sub>4</sub> NH <sub>2</sub> )Cl <sup>2+</sup>			none	4.8 × 10 <sup>-7</sup>	23.4	- 9.0	S; T; <NO <sub>3</sub> <sup>-</sup> >	347
<i>cis</i> -Co(en) <sub>2</sub> ( $\Phi$ -CH <sub>2</sub> NH <sub>2</sub> )Cl <sup>2+</sup>	0.05		HNO <sub>3</sub>	1.8 × 10 <sup>-7</sup>	24.5	-15 (-7.2)	T; [2]; Act. par. are unchanged by addition of ETG (40% by w.) and DXN (20% by w.)	110

<i>cis</i> -Co(en) <sub>2</sub> (py)Cl <sup>2+</sup>	0.1	HNO <sub>3</sub>	2.6 × 10 <sup>-7</sup>	25.4	-11 (-3.4)	T; [2]; Act. par. are unchanged by addition of ETG (40% by w.) and DXN (20% by w.)	110
<i>cis</i> -Co(en) <sub>2</sub> (py)Cl <sup>2+</sup>	0.1	{ (Na,H)ClO <sub>4</sub> (Na,H)NO <sub>3</sub>	6.2 × 10 <sup>-7</sup>	23.8	-5.0 (-7.1)	T	120
<i>cis</i> -Co(en) <sub>2</sub> (py)Br <sup>2+</sup>	0.1	(Na,H)NO <sub>3</sub>	(1.7 × 10 <sup>-6</sup> )	23.8	-5.1	T	120
<i>cis</i> -Co(en) <sub>2</sub> (β-pic)Cl <sup>2+</sup>	0.1	{ (Na,H)ClO <sub>4</sub> (Na,H)NO <sub>3</sub>	5.2 × 10 <sup>-7</sup>	23.8	-5.0	T	120
<i>cis</i> -Co(en) <sub>2</sub> (β-pic)Br <sup>2+</sup>	-	-	(1.9 × 10 <sup>-6</sup> )	23.6	-5.5	-	358
<i>cis</i> -Co(en) <sub>2</sub> (γ-pic)Cl <sup>2+</sup>	0.1	{ (Na,H)ClO <sub>4</sub> (Na,H)NO <sub>3</sub>	(2.4 × 10 <sup>-6</sup> )	23.2	-6.4	-	358
<i>cis</i> -Co(en) <sub>2</sub> Cl(DMA) <sup>2+</sup>	0.0125	HClO <sub>4</sub>	9.5 × 10 <sup>-4</sup>	22.9	4.7	S	126
<i>cis</i> -Co(en) <sub>2</sub> Cl(DMSO) <sup>2+</sup>	0.0125	HClO <sub>4</sub>	1.5 × 10 <sup>-5</sup>	24.6	1.5	S	126
<i>cis</i> -Co(en) <sub>2</sub> Cl(DMF) <sup>2+</sup>	0.0125	HClO <sub>4</sub>	7.2 × 10 <sup>-6</sup>	24.6	0.5	S	126
<i>cis</i> -Co(en) <sub>2</sub> (DMA)Cl <sup>2+</sup>	0.0125	HClO <sub>4</sub>	2.3 × 10 <sup>-5</sup>	11.0	(2.5)	S	126
<i>cis</i> -Co(en) <sub>2</sub> (CH <sub>3</sub> COO)(CH <sub>3</sub> COOH) <sup>2+</sup>	2.0	(Na,H)ClO <sub>4</sub>	8.9 × 10 <sup>-2</sup>	15.4	-43	S, S <sub>SF</sub> ; 100% <i>cis</i> prod.	329
<i>d-cis</i> -Co(en) <sub>2</sub> F <sub>2</sub> <sup>+</sup>	-	none	3.0 × 10 <sup>-6</sup>	-	-13	T; <NO <sub>3</sub> <sup>-</sup> >	128
<i>cis</i> -Co(en) <sub>2</sub> (OH)F <sup>+</sup>	-	none	2.8 × 10 <sup>-4</sup>	21.5	-2.7	T	129
<i>cis</i> -Co(en) <sub>2</sub> Cl <sub>2</sub> <sup>+</sup>	0.1	HNO <sub>3</sub>	2.5 × 10 <sup>-4</sup>	-	-	S	130
<i>cis</i> -Co(en) <sub>2</sub> Cl <sub>2</sub> <sup>+</sup>	0.012	HNO <sub>3</sub>	1.2 × 10 <sup>-4</sup>	21.6	-4.0	-	q 52
<i>cis</i> -Co(en) <sub>2</sub> Cl <sub>2</sub> <sup>+</sup>	0.01	HNO <sub>3</sub>	2.4 × 10 <sup>-4</sup>	-	-	S; 100% <i>cis</i> prod.	131
<i>cis</i> -Co(en) <sub>2</sub> Cl <sub>2</sub> <sup>+</sup>	0.1	HNO <sub>3</sub>	1.40 × 10 <sup>-4</sup>	-	-	S; Very accurate k	132
<i>cis</i> -Co(en) <sub>2</sub> Cl <sub>2</sub> <sup>+</sup>	-	none	2.4 × 10 <sup>-4</sup>	27.5	17.1	T; [2]; <Cl <sup>-</sup> >	134
<i>cis</i> -Co(en) <sub>2</sub> Cl <sub>2</sub> <sup>+</sup>	0.01	HNO <sub>3</sub>	2.4 × 10 <sup>-4</sup>	-	-	T	133
<i>cis</i> -Co(en) <sub>2</sub> Cl <sub>2</sub> <sup>+</sup>	-	SUC	(1.4 × 10 <sup>-4</sup> )	20.6	-7	-	135
<i>cis</i> -Co(en) <sub>2</sub> Cl <sub>2</sub> <sup>+</sup>	-	10-40% (w)	(1.3 × 10 <sup>-5</sup> )	22.0	-7	-	135
<i>cis</i> -Co(en) <sub>2</sub> BrCl <sup>+</sup>	0.01	ETG	1.4 × 10 <sup>-4</sup>	22.5	-0.7	S, T; >95% <i>cis</i> prod.	136
<i>cis</i> -Co(en) <sub>2</sub> (OH)Cl <sup>+</sup>	-	10-40% (w)	1.2 × 10 <sup>-2</sup>	22.5	7.9	K, T; 100% <i>cis</i> prod. <SO <sub>4</sub> <sup>2-</sup> >	131
<i>cis</i> -Co(en) <sub>2</sub> (OH)Cl <sup>+</sup>	0.01	HClO <sub>4</sub>	1.3 × 10 <sup>-2</sup>	-	-	T	137
<i>cis</i> -Co(en) <sub>2</sub> (N <sub>3</sub> )Cl <sup>+</sup>	0.004	HClO <sub>4</sub>	2.4 × 10 <sup>-4</sup>	21.1	-4.3	S, T; 100% <i>cis</i> prod.	138
<i>cis</i> -Co(en) <sub>2</sub> (NCS)Cl <sup>+</sup>	0.1-~0	{ NaClO <sub>4</sub> NaNO <sub>3</sub> NaCl Na <sub>2</sub> SO <sub>4</sub>	1.1 × 10 <sup>-5</sup>	20.2	-13.5	S, T; 100% <i>cis</i> prod.	139
<i>cis</i> -Co(en) <sub>2</sub> (NCS)Cl <sup>+</sup>	-	Acetone 40% (w)	7.8 × 10 <sup>-6</sup>	21.7	-9	T; [2]; lgk ↓ (I/D) ↑ (see below)	140
<i>cis</i> -Co(en) <sub>2</sub> (NCS)Cl <sup>+</sup>	-	MeOH 40% (w)	2.7 × 10 <sup>-6</sup>	21.8	-10	T; [2]; D = 48.5	140
<i>cis</i> -Co(en) <sub>2</sub> (NCS)Cl <sup>+</sup>	-	ETG 40% (w)	2.8 × 10 <sup>-6</sup>	23.4	-5	T; [2]; D = 52.2	140
<i>cis</i> -Co(en) <sub>2</sub> (NO <sub>2</sub> )Cl <sup>+</sup>	-	SUC 40% (w)	5.1 × 10 <sup>-6</sup>	21.8	-9	T; [2]; D = 58.5	140
<i>cis</i> -Co(en) <sub>2</sub> (NO <sub>2</sub> )Cl <sup>+</sup>	-	HClO <sub>4</sub>	5.6 × 10 <sup>-6</sup>	21.1	-11	T; [2]; D = 59.8	140
<i>cis</i> -Co(en) <sub>2</sub> (NO <sub>2</sub> )Cl <sup>+</sup>	-	none	1.2 × 10 <sup>-4</sup>	21.8	-3.4	S; 100% <i>cis</i> prod.	141
<i>cis</i> -Co(en) <sub>2</sub> (NO <sub>2</sub> )Cl <sup>+</sup>	-	none	1.2 × 10 <sup>-4</sup>	-	-	T; 100% <i>cis</i> prod.; <Cl <sup>-</sup> >	133

DATA TABLE I. (Cont.)

Complex	$\mu$ (m)	pH	Medium	k	$\Delta H^\ddagger$	$\Delta S^\ddagger$	Comment	Table Ref. No.
<i>cis</i> -Co(en) <sub>2</sub> (NO <sub>2</sub> )Cl <sup>+</sup>	0.1	-	-	$1.1 \times 10^{-4}$	20.6	- 7.8	-; lgk increases linearly with (1/D)	142
<i>cis</i> -Co(en) <sub>2</sub> (NO <sub>2</sub> )Cl <sup>+</sup>	0.1	-	SUC 40% (w)	$5.3 \times 10^{-5}$	21.1	- 7.3	-	142
<i>cis</i> -Co(en) <sub>2</sub> (NO <sub>2</sub> )Cl <sup>+</sup>	0.1	-	MeOH 40% (w)	$2.7 \times 10^{-5}$	21.2	- 8.4	-	142
<i>cis</i> -Co(en) <sub>2</sub> (NO <sub>2</sub> )Cl <sup>+</sup>	0.1	-	ETG 40% (w)	$4.8 \times 10^{-5}$	20.9	- 8.4	-	142
<i>cis</i> -Co(en) <sub>2</sub> (NO <sub>2</sub> )Cl <sup>+</sup>	0.1	-	Acetone 40% (w)	$1.8 \times 10^{-5}$	21.9	- 6.9	-	142
<i>cis</i> -Co(en) <sub>2</sub> ClBr <sup>+</sup>	0.01	-	HNO <sub>3</sub>	$5.7 \times 10^{-4}$	23.3	4.8	S,T; >95% <i>cis</i> prod.	136
<i>cis</i> -Co(en) <sub>2</sub> Br <sub>2</sub> <sup>+</sup>	0.1	-	HNO <sub>3</sub>	$1.1 \times 10^{-3}$	23.2	5.6	S,T	143
<i>cis</i> -Co(en) <sub>2</sub> Br <sub>2</sub> <sup>+</sup>	0.1	1-2	{ HNO <sub>3</sub> or HClO <sub>4</sub>	$9.3 \times 10^{-4}$	21.3	- 1	S; 72% <i>cis</i> prod.	334
<i>cis</i> -Co(en) <sub>2</sub> (OH)Br <sup>+</sup>	0.01	-	HNO <sub>3</sub>	$5.9 \times 10^{-2}$	22.7	12.1	S,T; 96 ± 4% <i>cis</i> prod.	136
<i>cis</i> -Co(en) <sub>2</sub> (NCS)Br <sup>+</sup>	0.004	-	HClO <sub>4</sub>	$2.3 \times 10^{-5}$	22.5	- 4.3	S,T; 100% <i>cis</i> prod.	139
<i>cis</i> -Co(en) <sub>2</sub> (NCS)Br <sup>+</sup>	0.01	-	{ HNO <sub>3</sub> EtOH 40% (w)	$9.8 \times 10^{-6}$	21.4	- 10	T	144
<i>cis</i> -Co(en) <sub>2</sub> (NCS)Br <sup>+</sup>	0.01	-	{ HNO <sub>3</sub> Acetone 40% (w)	$9.4 \times 10^{-6}$	20.6	- 12	T; lgk decreases linearly with (1/D)	144
<i>cis</i> -Co(en) <sub>2</sub> (NCS)Br <sup>+</sup>	0.01	-	{ HNO <sub>3</sub> ETG 40% (w)	$1.6 \times 10^{-5}$	21.5	- 9 (-8,4)	T; lgk decreases linearly with (1/D)	144
<i>cis</i> -Co(en) <sub>2</sub> (OH) <sub>2</sub> <sup>+</sup>	0.8	13.5-13.9	Na(ClO <sub>4</sub> ,OH)	$3.0 \times 10^{-5}$	27.4	13	M	125
<i>cis</i> -Co(en) <sub>2</sub> (OCOCH <sub>3</sub> ) <sub>2</sub> <sup>+</sup>	0.1	1-4	(Na,H)ClO <sub>4</sub>	$4.1 \times 10^{-6}$	22	- 9	S	359
<i>cis</i> -Co(en) <sub>2</sub> (OCOCH <sub>3</sub> ) <sub>2</sub> <sup>+</sup>	0.1	1-4	(Na,H)ClO <sub>4</sub>	$9.3 \times 10^{-6}$	22	- 8	S	359
<i>cis</i> -Co(en) <sub>2</sub> (OCOCH <sub>2</sub> C(CH <sub>3</sub> ) <sub>2</sub> ) <sub>2</sub> <sup>+</sup>	0.1	1-4	(Na,H)ClO <sub>4</sub>	$3.8 \times 10^{-5}$	21	- 8.3	S	359
<i>cis</i> -Co(en) <sub>2</sub> (OCOCCL <sub>3</sub> ) <sub>2</sub> <sup>+</sup>	0.1	1-4	(Na,H)ClO <sub>4</sub>	$4.2 \times 10^{-6}$	-	-	S	359
<i>cis</i> -Co(en) <sub>2</sub> (OCO-Ph) <sub>2</sub> <sup>+</sup>	0.1	1-4	(Na,H)ClO <sub>4</sub>	$7.5 \times 10^{-6}$	20	- 15	S	359
<i>cis</i> -Co(en) <sub>2</sub> CO <sub>3</sub> <sup>+</sup>	1.0	-	NaClO <sub>4</sub>	$4.6 \times 10^{-5}$	21.4	- 6.6	S; Possibly CO since $k_{\text{obs}}/k_{\text{aq}}$ is unusually low (60)	145
<i>cis</i> -Co(en) <sub>2</sub> SO <sub>4</sub> <sup>+</sup>	0.023	-	KNO <sub>3</sub>	$7.7 \times 10^{-5}$	19.9	- 10	S; 100% <i>cis</i> -Co(en) <sub>2</sub> (H <sub>2</sub> O)OSO <sub>3</sub> <sup>+</sup> prod.	146
<i>trans</i> -Co(en) <sub>2</sub> (OH) <sub>2</sub> <sup>3+</sup>	0.8	0.1-0.5	(Na,H)ClO <sub>4</sub>	$1.1 \times 10^{-5}$	30.6	21.5	M	125
<i>trans</i> -Co(en) <sub>2</sub> (H <sub>2</sub> O)(NH <sub>2</sub> Ph) <sup>3+</sup>	-	-	none	$3.0 \times 10^{-7}$	29.5	10.5	A; <Cl <sup>-</sup> >	122
<i>trans</i> -Co(en) <sub>2</sub> (H <sub>2</sub> O)Cl <sup>2+</sup>	0.05	2-3	HNO <sub>3</sub>	$2.5 \times 10^{-6}$	-	-	T	127
<i>trans</i> -Co(en) <sub>2</sub> (NH <sub>3</sub> )(OH <sub>2</sub> ) <sup>3+</sup>	0.05	-	HClO <sub>4</sub>	$4.5 \times 10^{-6}$ (30°)	-	-	M; 99% <i>trans</i> prod.	106
<i>trans</i> -Co(en) <sub>2</sub> (NH <sub>3</sub> )OPO <sub>3</sub> H <sub>3</sub> <sup>3+</sup>	3.7	-	HClO <sub>4</sub>	$3.6 \times 10^{-7}$	27.0	- 2.6	R; 100% <i>trans</i> prod.	302
<i>trans</i> -Co(en) <sub>2</sub> (NH <sub>3</sub> )Cl <sup>2+</sup>	0.17	-	HClO <sub>4</sub>	$3.7 \times 10^{-7}$	23.0	- 10.8	S; (2T); 84% <i>trans</i> prod.	109
<i>trans</i> -Co(en) <sub>2</sub> (NH <sub>3</sub> )Cl <sup>2+</sup>	0.1-0.17	-	HClO <sub>4</sub>	$2.9 \times 10^{-7}$	23	- 11.3	S; 100% <i>trans</i> prod.	121
<i>trans</i> -Co(en) <sub>2</sub> (NH <sub>3</sub> )Cl <sup>2+</sup>	-	0.3-2	HNO <sub>3</sub>	$6 \times 10^{-9}$	23.6	- 17	-	108
<i>trans</i> -Co(en) <sub>2</sub> (NH <sub>3</sub> )Br <sup>2+</sup>	0.1-0.17	-	HClO <sub>4</sub>	$1.2 \times 10^{-6}$	24	- 5.1	S; 100% <i>trans</i> prod.	121
<i>trans</i> -Co(en) <sub>2</sub> (NH <sub>3</sub> )ONO <sub>2</sub> <sup>2+</sup>	0.1	-	HClO <sub>4</sub>	$6.9 \times 10^{-6}$	24.9	1.4	S; 100% <i>trans</i> prod.	121
<i>trans</i> -Co(en) <sub>2</sub> (Ph-NH <sub>2</sub> )Cl <sup>2+</sup>	-	-	none	$2.4 \times 10^{-5}$	26.2	8.2	K; <Cl <sup>-</sup> >	122

$trans\text{-Co(en)}_2\text{F}_2^+$	0.1-2											128
$trans\text{-Co(en)}_2\text{Cl}_2^+$	0.1	$\text{KNO}_3$		$1 \times 10^{-6}$		27.5	13.1	S,T				161.
$trans\text{-Co(en)}_2\text{Cl}_2^+$	0.01	$\text{HNO}_3$		$3.1 \times 10^{-5}$				S,T; 65% <i>trans</i> prod.				131
$trans\text{-Co(en)}_2\text{Cl}_2^+$		$\text{HNO}_3$		$3.5 \times 10^{-5}$								q 131
$trans\text{-Co(en)}_2\text{Cl}_2^+$	0.01					23.6						132
$trans\text{-Co(en)}_2\text{Cl}_2^+$		$\text{HNO}_3$		$2.70 \times 10^{-5}$				S; very accurate k				162
$trans\text{-Co(en)}_2\text{Cl}_2^+$		none		$3.8 \times 10^{-5}$		29.4	19.9	S; <Cl <sup>-</sup> >				134
$trans\text{-Co(en)}_2\text{Cl}_2^+$		none		$4.9 \times 10^{-5}$		27.3	13.3	T; [2]; <Cl <sup>-</sup> >				162
$trans\text{-Co(en)}_2\text{Cl}_2^+$		MeOH 20% (w)		$2.2 \times 10^{-5}$		26.4	8.7	S; <Cl <sup>-</sup> >				162
$trans\text{-Co(en)}_2\text{Cl}_2^+$		MeOH 39% (w)		$1.5 \times 10^{-5}$		24.5	1.6	S; <Cl <sup>-</sup> >				162
$trans\text{-Co(en)}_2\text{Cl}_2^+$		MeOH 60% (w)		$9.4 \times 10^{-6}$		22.3		S; <Cl <sup>-</sup> >				162
$trans\text{-Co(en)}_2\text{Cl}_2^+$		EtOH 18% (w)		$2.4 \times 10^{-5}$		26.2	8.2	S; <Cl <sup>-</sup> >				162
$trans\text{-Co(en)}_2\text{Cl}_2^+$		EtOH 36% (w)		$1.7 \times 10^{-5}$		25.7	5.9	S; <Cl <sup>-</sup> >				162
$trans\text{-Co(en)}_2\text{Cl}_2^+$		EtOH 54% (w)		$1.6 \times 10^{-5}$		25.6	5.4	S; <Cl <sup>-</sup> >				162
$trans\text{-Co(en)}_2\text{Cl}_2^+$		Acetone 20% (w)		$2.3 \times 10^{-5}$		26.8	10.1	S; <Cl <sup>-</sup> >				162
$trans\text{-Co(en)}_2\text{Cl}_2^+$		Acetone 40% (w)		$1.6 \times 10^{-5}$		25.8	6.1	S; <Cl <sup>-</sup> >				162
$trans\text{-Co(en)}_2\text{Cl}_2^+$	0.005	$\text{HNO}_3$		$3.6 \times 10^{-5}$				S; $\cong 80\%$ <i>cis</i> prod.				170
$trans\text{-Co(en)}_2\text{Cl}_2^+$		Acetone 60% (w)		$1.4 \times 10^{-5}$		24.5	1.4	S; <Cl <sup>-</sup> >				162
$trans\text{-Co(en)}_2\text{Cl}_2^+$		DXN 20% (w)		$2.3 \times 10^{-5}$		26.3	8.5	S; <Cl <sup>-</sup> >				162
$trans\text{-Co(en)}_2\text{Cl}_2^+$		DXN 40% (w)		$1.9 \times 10^{-5}$		24.4	1.7	S; <Cl <sup>-</sup> >				162
$trans\text{-Co(en)}_2\text{Cl}_2^+$		DXN 60% (w)		$1.5 \times 10^{-5}$		24.2	0.5	S; <Cl <sup>-</sup> >				162
$trans\text{-Co(en)}_2\text{Cl}_2^+$	0.005	$\text{HNO}_3$		$3.6 \times 10^{-5}$				S; $\cong 80\%$ <i>cis</i> prod.				170
$trans\text{-Co(en)}_2\text{Cl}_2^+$		SUC 10% (w)		$4.2 \times 10^{-5}$		26.3	9.5	T; [2]; k ↓ [SUC] ↑ but $\Delta H^\ddagger$ and $\Delta S^\ddagger$ remain essentially const.				156
$trans\text{-Co(en)}_2\text{Cl}_2^+$		ETG 10% (w)		$(2.0 \times 10^{-4})$		25.1	8.7	→ 40% SUC (w) T; [2]; k ↓ [ETG] ↑ but $\Delta H^\ddagger$ and $\Delta S^\ddagger$ remain essentially constant				158
$trans\text{-Co(en)}_2\text{Cl}_2^+$	~0.01	$\text{HNO}_3$		$3.5 \times 10^{-5}$				T; mixt. <i>cis</i> + <i>trans</i> prod.				133
$trans\text{-Co(en)}_2\text{Cl}_2^+$	~0.01	$\text{HNO}_3$		$3.5 \times 10^{-5}$		26.1	8.6	T				163
$trans\text{-Co(en)}_2\text{ClBr}^+$	0.01	$\text{HNO}_3$		$1.1 \times 10^{-4}$		26.0	10.6	S,T; 80 ± 5% <i>trans</i> prod.				136
$trans\text{-Co(en)}_2\text{BrCl}^+$	~0.01	$\text{HNO}_3$		$4.5 \times 10^{-5}$		24.6	4.1	S,T; 50 ± 5% <i>trans</i> prod.				136
$trans\text{-Co(en)}_2\text{Br}_2^+$	0.1	$\text{HNO}_3$		$1.4 \times 10^{-4}$		25.5	9.4	S,T				128
$trans\text{-Co(en)}_2\text{Br}_2^+$	0.01	$\text{HNO}_3$		$1.4 \times 10^{-4}$		25.0	7.8	S,T; 70 ± 2% <i>trans</i> prod.				136
$trans\text{-Co(en)}_2(\text{OH})\text{F}^+$		none		$4.0 \times 10^{-5}$		24.8	4.6	T; <ClO <sub>4</sub> <sup>-</sup> >				129
$trans\text{-Co(en)}_2(\text{OH})\text{Cl}^+$			7.0-8.7	$1.4 \times 10^{-3}$				T				137
$trans\text{-Co(en)}_2(\text{OH})\text{Cl}^+$				$1.6 \times 10^{-3}$		25.6	14.6	K,T				131
$trans\text{-Co(en)}_2(\text{OH})\text{Br}^+$				$9.5 \times 10^{-3}$		24.4	14.1	S,T; 27 ± 2% <i>trans</i> prod.				136
$trans\text{-Co(en)}_2(\text{CN})\text{Cl}^+$		none		$7.8 \times 10^{-5}$		22.0	3.4	T; 100% <i>trans</i> prod.; <NO <sub>3</sub> <sup>-</sup> >				164
$trans\text{-Co(en)}_2(\text{CN})\text{Cl}^+$		none		$4.7 \times 10^{-4}$		23.4	4.7	T; 100% <i>trans</i> prod.; <Br <sup>-</sup> >				166
$trans\text{-Co(en)}_2(\text{N}_3)\text{Cl}^+$	0.010	$\text{HClO}_4$		$2.2 \times 10^{-4}$		23.1	2.2	S,T; 80% <i>trans</i> prod.				138
$trans\text{-Co(en)}_2(\text{N}_3)\text{Cl}^+$	0.010	$\text{HClO}_4$		$2.6 \times 10^{-4}$		20.7	6	S; 100% <i>trans</i> prod.				149
$trans\text{-Co(en)}_2(\text{N}_3)\text{Br}^+$	0.010	$\text{HClO}_4$		$8.5 \times 10^{-4}$		20.0	6	S; 100% <i>trans</i> prod.				149
$trans\text{-Co(en)}_2(\text{NO}_2)\text{Cl}^+$		none	5.0	$9.8 \times 10^{-4}$		20.9	2.2	S; 100% <i>trans</i> prod.				141
$trans\text{-Co(en)}_2(\text{NO}_2)\text{Cl}^+$		none		$1.0 \times 10^{-3}$				T; 100% <i>trans</i> prod., <NO <sub>3</sub> <sup>-</sup> >				133

DATA TABLE I. (Cont.)

Complex	$\mu$ (m)	pH	Medium	k	$\Delta H^\ddagger$	$\Delta S^\ddagger$	Comment	Table Ref. No.
<i>trans</i> -Co(en) <sub>2</sub> (NO <sub>2</sub> )Cl <sup>+</sup>	0.1	-	-	8.9 × 10 <sup>-4</sup>	19.6	- 6.7	-	142
<i>trans</i> -Co(en) <sub>2</sub> (NO <sub>2</sub> )Cl <sup>+</sup>	0.1	-	SUC 40% (w)	4.9 × 10 <sup>-4</sup>	19.3	- 8.9	-	142
<i>trans</i> -Co(en) <sub>2</sub> (NO <sub>2</sub> )Cl <sup>+</sup>	0.1	-	ETG 40% (w)	4.4 × 10 <sup>-4</sup>	19.0	- 10.1	k is a function of [H <sub>2</sub> O] but not of D.	142
<i>trans</i> -Co(en) <sub>2</sub> (NO <sub>2</sub> )Cl <sup>+</sup>	0.1	-	MeOH (30% by w.)	4.5 × 10 <sup>-4</sup>	18.7	- 11.1		142
<i>trans</i> -Co(en) <sub>2</sub> (NO <sub>2</sub> )Cl <sup>+</sup>	0.1	-	Acetone 30% (w)	4.4 × 10 <sup>-4</sup>	18.8	- 10.8	-	142
<i>trans</i> -Co(en) <sub>2</sub> (NO <sub>2</sub> )Br <sup>+</sup>	-	-	-	5.1 × 10 <sup>-3</sup>	21.4	- 1	-	q 167
<i>trans</i> -Co(en) <sub>2</sub> (NCS)Cl <sup>+</sup>	0.007	-	HClO <sub>4</sub>	4.5 × 10 <sup>-8</sup>	29.8	7.8	S	165
<i>trans</i> -Co(en) <sub>2</sub> (NCS)Cl <sup>+</sup>	-	-	ETG 40% (w)	2.4 × 10 <sup>-8</sup>	29.4	5	T; [2]	140
<i>trans</i> -Co(en) <sub>2</sub> (NCS)Cl <sup>+</sup>	-	-	SUC 40% (w)	2.6 × 10 <sup>-8</sup>	29.5	6	T; [2]	140
<i>trans</i> -Co(en) <sub>2</sub> (NCS)Cl <sup>+</sup>	-	-	GLC 40% (w)	2.3 × 10 <sup>-8</sup>	29.4	5	T; [2]	140
<i>trans</i> -Co(en) <sub>2</sub> (NCS)Cl <sup>+</sup>	-	-	EtOH 30% (w)	1.6 × 10 <sup>-8</sup>	29.1	3	T; [2]	140
							insensitive to the nature of the organic component	
<i>trans</i> -Co(en) <sub>2</sub> (NCS)Br <sup>+</sup>	0.007		HClO <sub>4</sub>	2.4 × 10 <sup>-7</sup>	29.5	10.1	S; 55% <i>trans</i> prod.	139
<i>trans</i> -Co(en) <sub>2</sub> (NCS)Br <sup>+</sup>	0.01		{ HNO <sub>3</sub> EtOH 40% (w)	1.4 × 10 <sup>-7</sup>	28.0	4	T; [2], logk decreases linearly with (1/D)	144
<i>trans</i> -Co(en) <sub>2</sub> (NCS)Br <sup>+</sup>	0.01		{ HNO <sub>3</sub> ETG 40% (w)	1.8 × 10 <sup>-7</sup>	27.7	4	T; [2], logk decreases linearly with (1/D)	144
<i>trans</i> -Co(en) <sub>2</sub> (NCS)Br <sup>+</sup>	0.01		{ HNO <sub>3</sub> GLC 40% (w)	1.6 × 10 <sup>-7</sup>	28.5	6	T; [2]	144
<i>trans</i> -Co(en) <sub>2</sub> (OH) <sub>2</sub> <sup>+</sup>	0.8	13.5-13.9	Na(ClO <sub>4</sub> , OH)	2.3 × 10 <sup>-6</sup>	30.4	20 (18)	M	125
<i>trans</i> -Co(en) <sub>2</sub> (CH <sub>3</sub> COO)(OHCOCH <sub>3</sub> ) <sup>2+</sup>	2.0	-0.3-1	(Na,H)ClO <sub>4</sub>	1.6 × 10 <sup>-4</sup>	23.0	1	S, S <sub>FF</sub> ; 75% <i>trans</i> prod.	329
<i>trans</i> -Co(en) <sub>2</sub> (CH <sub>3</sub> COO)Cl <sup>+</sup>	0.012		HClO <sub>4</sub>	3.1 × 10 <sup>-6</sup>	26.8	6.7	S, T; 80% <i>cis</i> prod.	323
<i>trans</i> -Co(en) <sub>2</sub> ( $\Phi$ -COO)Cl <sup>+</sup>	0.012		HClO <sub>4</sub>	1.2 × 10 <sup>-6</sup>	29.3	13.2	S, T	323
Co(en) <sub>2</sub> (H <sub>2</sub> O)Cl <sup>2+</sup>	0.1	4.7	{ (Na,H)OCOCH <sub>3</sub> (Na,H)OCOH	2.7 × 10 <sup>-6</sup>	26.9	11	T; [2], k ↑ pH ↑	112
<i>trans</i> -Co(Me-en) <sub>2</sub> Cl <sub>2</sub> <sup>+</sup>	0.1		HNO <sub>3</sub>	1.6 × 10 <sup>-5</sup>	26.5	8.4	S, T	161
<i>trans</i> -Co(Et-en) <sub>2</sub> Cl <sub>2</sub> <sup>+</sup>	0.1		HNO <sub>3</sub>	9.6 × 10 <sup>-5</sup>	27.5	15.4	S, T	161
<i>trans</i> -Co(en)(tn)Cl <sub>2</sub> <sup>+</sup>	0.10		HNO <sub>3</sub>	4.3 × 10 <sup>-4</sup>	25.5	11.6	S	161
<i>trans</i> -Co( <i>n</i> -Pr-en) <sub>2</sub> Cl <sub>2</sub> <sup>+</sup>	0.10		HNO <sub>3</sub>	1.2 × 10 <sup>-4</sup>	26.5	12.4	T	161
<i>trans</i> -Co(pn) <sub>2</sub> Cl <sub>2</sub> <sup>+</sup>	0.10		HNO <sub>3</sub>	6.1 × 10 <sup>-5</sup>	27.5	14.6	S, T	161
<i>trans</i> -Co(pn) <sub>2</sub> (OH)Cl <sup>+</sup>	0.1	7-8.7	NaOH	1.3 × 10 <sup>-3</sup>	-	-	T	136
<i>trans</i> -Co( <i>d,l</i> -bn) <sub>2</sub> Cl <sub>2</sub> <sup>+</sup>	0.1		HNO <sub>3</sub>	1.5 × 10 <sup>-4</sup>	25.5	9.5	S, T	161
<i>trans</i> -Co( <i>m</i> -bn) <sub>2</sub> Cl <sub>2</sub> <sup>+</sup>	0.0025		HNO <sub>3</sub>	4.2 × 10 <sup>-3</sup>	23.5	9.4	S	161
<i>trans</i> -Co( <i>i</i> -bn) <sub>2</sub> Cl <sub>2</sub> <sup>+</sup>	0.10		HNO <sub>3</sub>	2.2 × 10 <sup>-3</sup>	25.5	14.8	S	161
Co( <i>i</i> -bn) <sub>2</sub> (eytam)Cl <sub>2</sub> <sup>+</sup>	0.01		HClO <sub>4</sub>	1.2 × 10 <sup>-4</sup>	23.4	- 0.5	S	123
<i>cis</i> -Co(phen) <sub>2</sub> Cl <sub>2</sub> <sup>+</sup>	-	-	none	6.8 × 10 <sup>-5</sup>	23.1	(2.0) 0	T, <CT>	153

<i>trans</i> -Co(dipy) <sub>2</sub> (NO <sub>2</sub> ) <sub>2</sub> <sup>+</sup>	2.5	≤1	(Na,H)NO <sub>3</sub>	1.3 × 10 <sup>-7</sup>	23.5	-11.2	S	169
<i>trans</i> -Co(DH) <sub>2</sub> Cl <sub>2</sub> <sup>-</sup>	-	-	none	2.7 × 10 <sup>-4</sup>	23.3	3.6	P; <H <sup>+</sup> >	171
<i>trans</i> -Co(DH) <sub>2</sub> Br <sub>2</sub> <sup>-</sup>	-	-	none	3.8 × 10 <sup>-4</sup>	23.9	6.0	P; (2T), <H <sup>+</sup> >	171
<i>trans</i> -Co(DH) <sub>2</sub> (NCS) <sub>2</sub> <sup>-</sup>	-	-	-	1.2 × 10 <sup>-8</sup>	31.6	12.9	C,G,T; <H <sup>+</sup> >	173
<i>trans</i> -Co(DH) <sub>2</sub> (SO <sub>3</sub> )Cl <sub>2</sub> <sup>-</sup>	-	-	-	(6.0 × 10 <sup>-7</sup> )	23.5	- 8.3	K, pH, T	172
<i>trans</i> -Co(DH) <sub>2</sub> (SO <sub>3</sub> )Br <sub>2</sub> <sup>-</sup>	-	-	-	(8.4 × 10 <sup>-7</sup> )	21.5	-14.2	K, pH, T	172
<i>trans</i> -Co(DH) <sub>2</sub> (SO <sub>3</sub> )I <sub>2</sub> <sup>-</sup>	-	-	none	(9.8 × 10 <sup>-7</sup> )	19.5	-20.6	K, pH, T	172
Co(acac) <sub>2</sub> (H <sub>2</sub> O)ONO	0.5	-	NaClO <sub>4</sub>	1.4 × 10 <sup>-4</sup>	26.2	12.5	S	175
Co(CpdoxH)(CpdoxH <sub>2</sub> )(NO <sub>2</sub> )(NO <sub>2</sub> H) <sup>+</sup>	1.0	-	(Na,H)(ClO <sub>4</sub> ,NO <sub>3</sub> )	3.6 × 10 <sup>-4</sup>	18.8	-10.9	C; colorim.	345
Co(CpdoxH)(CpdoxH <sub>2</sub> )(NO <sub>2</sub> ) <sub>2</sub>	1.0	-	(Na,H)(ClO <sub>4</sub> ,NO <sub>3</sub> )	1.1 × 10 <sup>-6</sup>	25.4	- 0.2	C; colorim.	345
Co(dien)(NO <sub>2</sub> ) <sub>2</sub> NCS	-	-	-	3.1 × 10 <sup>-6</sup>	26.9	6.5	-	174
ε-Co(dien)(en)Cl <sub>2</sub> <sup>+</sup>	0.01	-	HClO <sub>4</sub>	3.3 × 10 <sup>-7</sup>	24.4	- 5	S	123
ω-Co(dien)(en)Cl <sub>2</sub> <sup>+</sup>	0.01	-	HClO <sub>4</sub>	1.9 × 10 <sup>-7</sup>	23.4	- 9	S	123
ω-Co(dien)(en)Br <sub>2</sub> <sup>+</sup>	0.01	-	HClO <sub>4</sub>	2.4 × 10 <sup>-7</sup>	25.4	- 2	S	123
ω-Co(dien)(en)I <sub>2</sub> <sup>+</sup>	0.01	-	HClO <sub>4</sub>	1.8 × 10 <sup>-7</sup>	28.4	7	S	123
<i>trans</i> -Co(dan)Cl <sub>2</sub> <sup>+</sup>	0.10	-	HNO <sub>3</sub>	3 × 10 <sup>-9</sup>	23.5	8.8	S	161
<i>cis</i> -Co(tren)(H <sub>2</sub> O)Cl <sub>2</sub> <sup>+</sup>	1.0	-	HClO <sub>4</sub>	2.4 × 10 <sup>-6</sup>	21.6	-11	S	295
<i>cis</i> -Co(tren)(H <sub>2</sub> O)Br <sub>2</sub> <sup>+</sup>	0.1	-	HClO <sub>4</sub>	1.6 × 10 <sup>-6</sup>	-	-	S,K	150
<i>cis</i> -Co(tren)F <sub>2</sub> <sup>+</sup>	-	-	none	9.0 × 10 <sup>-6</sup>	22.3	- 6.5	S; <ClO <sub>4</sub> <sup>-</sup> >	277
<i>cis</i> -Co(tren)Cl <sub>2</sub> <sup>+</sup>	0.1	-	HClO <sub>4</sub>	3.0 × 10 <sup>-3</sup>	17.3	-10.4	S,K	355
<i>cis</i> -Co(tren)Br <sub>2</sub> <sup>+</sup>	0.1	-	HClO <sub>4</sub>	2.8 × 10 <sup>-2</sup>	15.1	-15.0	S,K	150
D,α- <i>cis</i> -Co(tren)(H <sub>2</sub> O)Cl <sub>2</sub> <sup>+</sup>	0.1	1-3	(Na,H)ClO <sub>4</sub>	5.2 × 10 <sup>-7</sup>	23.5	- 8.4	S,K,P <sub>m</sub> } Retent of <i>cis</i>	147
β- <i>cis</i> -Co(tren)(H <sub>2</sub> O)Cl <sub>2</sub> <sup>+</sup>	0.1	1-3	(Na,H)ClO <sub>4</sub>	2.0 × 10 <sup>-6</sup>	26.4	3.9	S,K,P <sub>m</sub> } conf. and opt.	147
(slow isomer)							act.	
β- <i>cis</i> -Co(tren)(H <sub>2</sub> O)Cl <sub>2</sub> <sup>+</sup>	0.1	1-3	(Na,H)ClO <sub>4</sub>	8.2 × 10 <sup>-5</sup>	-	-	S,K,P <sub>m</sub> } act.	147
(fast isomer)								
β- <i>cis</i> -Co(tren)(H <sub>2</sub> O)Cl <sub>2</sub> <sup>+</sup>	0.01	-	HClO <sub>4</sub>	2.4 × 10 <sup>-6</sup>	-	-	S,K	148
<i>cis</i> -Co(tren)(NH <sub>3</sub> )Cl <sub>2</sub> <sup>+</sup>	-	-	none	1.7 × 10 <sup>-7</sup>	24.9	- 5.8	T; [3], <ClO <sub>4</sub> <sup>-</sup> >	87
α- <i>cis</i> -Co(tren)Cl <sub>2</sub> <sup>+</sup>	0.01	-	HClO <sub>4</sub>	1.5 × 10 <sup>-4</sup>	-	-	S,K	148
D-α- <i>cis</i> -Co(tren)Cl <sub>2</sub> <sup>+</sup>	0.001-1.0	-	HClO <sub>4</sub>	1.6 × 10 <sup>-4</sup>	20.9	- 5.8	S,K,P <sub>m</sub>	147
<i>cis</i> -Co(tren)Cl <sub>2</sub> <sup>+</sup>	0.1	-	HNO <sub>3</sub>	1.5 × 10 <sup>-4</sup>	-	-	S	130
β- <i>cis</i> -Co(tren)Cl <sub>2</sub> <sup>+</sup>	0.01	-	HClO <sub>4</sub>	1.5 × 10 <sup>-3</sup>	-	-	S,K	148
D-β- <i>cis</i> -Co(tren)Cl <sub>2</sub> <sup>+</sup>	0.002-1	0-3	(Na,H)ClO <sub>4</sub>	1.5 × 10 <sup>-3</sup>	20.5	- 2.7	S,K,P <sub>m</sub>	147
D-α- <i>cis</i> -Co(tren)(OH)Cl <sub>2</sub> <sup>+</sup>	0.1	1-3	(Na,H)ClO <sub>4</sub>	3.8 × 10 <sup>-3</sup>	18.8	- 6.5	S,K,P <sub>m</sub>	147
<i>trans</i> -Co(tren)(H <sub>2</sub> O)Cl <sub>2</sub> <sup>+</sup>	0.1	-	HClO <sub>4</sub>	2.0 × 10 <sup>-6</sup>	26.4	3.9	S,K	147
<i>trans</i> -SS-Co(tren)Cl <sub>2</sub> <sup>+</sup>	0.1	-	HClO <sub>4</sub>	3.2 × 10 <sup>-3</sup>	25.4	15.3	S,K	147
β- <i>cis</i> -(RR,SS)-Co(2,3,2-tet)Cl <sub>2</sub> <sup>+</sup>	0.005-1	-	HNO <sub>3</sub>	1.1 × 10 <sup>-3</sup>	22.3	2 (3)	S; β (RR,SS) conf. presumed	152
<i>trans</i> -R,S-Co(2,3,2-tet)Cl <sub>2</sub> <sup>+</sup>	0.016	-	HNO <sub>3</sub>	1.5 × 10 <sup>-5</sup>	24.3	1	S; 100% <i>trans</i> -R,S prod.	152
<i>trans</i> -RR,SS-Co(2,3,2-tet)Cl <sub>2</sub> <sup>+</sup>	0.014	-	HClO <sub>4</sub>	2.9 × 10 <sup>-4</sup>	25.9	12	S; 50 ± 20% <i>trans</i> -RR,SS prod.	152
<i>cis</i> -Co(cyclam)Cl <sub>2</sub> <sup>+</sup>	0.51	2.0	{ Na(NO <sub>3</sub> Cl) HClO <sub>4</sub>	1.6 × 10 <sup>-2</sup>	18.3	- 5.4	S; 100% <i>cis</i> prod.	151
<i>trans</i> -Co(cyclam)Cl <sub>2</sub> <sup>+</sup>	0.01	-	HNO <sub>3</sub>	1.1 × 10 <sup>-6</sup>	24.3	- 4.3	S; 100% <i>trans</i> prod.	168
<i>trans</i> -Co(cyclam)(OH)Cl <sub>2</sub> <sup>+</sup>	0.10	7.0-11.8	buffers	1.2 × 10 <sup>-2</sup>	18.8	- 4.2	S; 100% <i>trans</i> prod.	168
<i>trans</i> -Co(cyclam)(NC)Cl <sub>2</sub> <sup>+</sup>	0.010	-	HNO <sub>3</sub>	4.8 × 10 <sup>-7</sup>	23.5	- 9	S; 100% <i>trans</i> prod.	252
<i>trans</i> -Co(cyclam)(NO <sub>2</sub> )Cl <sub>2</sub> <sup>+</sup>	0.010	-	HNO <sub>3</sub>	4.3 × 10 <sup>-5</sup>	20.6	- 9	S; 100% <i>trans</i> prod.	252

DATA TABLE I. (Cont.)

Complex	$\mu$ (m)	pH	Medium	k	$\Delta H^\ddagger$	$\Delta S^\ddagger$	Comment	Table Ref. No.
<i>trans</i> -Co(cyclam)(NO <sub>2</sub> )Br <sup>+</sup>	0.010		HNO <sub>3</sub>	$5.5 \times 10^{-4}$	(21.0)	-3	S	348
<i>trans</i> -Co(cyclam)(NCS)Cl <sup>+</sup>	0.010		HNO <sub>3</sub>	$3.2 \times 10^{-8}$	24.2	-11	S	346
<i>trans</i> -Co( <i>rac</i> -L')(H <sub>2</sub> O)Cl <sup>2+</sup>	0.010		HNO <sub>3</sub>	$3.4 \times 10^{-4}$	39.5	<u>58</u>	S,T	360
<i>trans</i> -Co( <i>rac</i> -L')Cl <sub>2</sub> <sup>+</sup>	0.010		HNO <sub>3</sub>	$4.2 \times 10^{-3}$	28.3	<u>25</u>	S,T	360
<i>trans</i> -Co(L)Cl <sub>2</sub> <sup>+</sup>	0.010		HNO <sub>3</sub>	$9.3 \times 10^{-4}$	25.6	13	S,T	360
$\alpha$ -Co(tetren)Cl <sup>2+</sup>	1.0		HClO <sub>4</sub>	$4.6 \times 10^{-8}$	26.4	-5	S,T	124
Co(CN) <sub>5</sub> OH <sub>2</sub> <sup>2-</sup>	1.0	6.4	NaClO <sub>4</sub>	$1.3 \times 10^{-3}$	-	-	M	177
			(40°)					
Co(CN) <sub>5</sub> I <sup>3-</sup>	1.0	-	NaClO <sub>4</sub>	$6.2 \times 10^{-7}$	29.7	12.5	S	178
Co(CN) <sub>5</sub> N <sub>3</sub> <sup>3-</sup>	1.0	6.0-13.0	NaClO <sub>4</sub> , OH	$5.4 \times 10^{-8}$	27.3	-0.6	S; (2T)	177
Co(CN) <sub>5</sub> NCS <sup>3-</sup>	1.0	13	NaClO <sub>4</sub> , OH	$2.8 \times 10^{-8}$	31.1	11.5	S; (2T)	177
Co(CN) <sub>5</sub> OS <sub>2</sub> O <sub>2</sub> <sup>4-</sup>	1.0	13.7-14.0	K(NO <sub>3</sub> , OH)	$2.6 \times 10^{-8}$	21.6	-21.1	S	179
Mo(NCS) <sub>6</sub> <sup>3-</sup>	-	-	NCS <sup>-</sup>	$3.5 \times 10^{-6}$	21.3	-11.8	R	47
MoCl <sub>6</sub> <sup>3-</sup>	-	3.2-4.5	{ KH Phthalate H <sub>2</sub> SO <sub>4</sub> or KOH	$1.3 \times 10^{-4}$	-	-	S	354
Ru(NH <sub>3</sub> ) <sub>5</sub> Cl <sup>2+</sup>	0.1		CH <sub>3</sub> -C <sub>6</sub> H <sub>4</sub> -SO <sub>3</sub> H	$7.1 \times 10^{-7}$	22.6	-10.8	S	180
Ru(NH <sub>3</sub> ) <sub>5</sub> Br <sup>2+</sup>	0.1		CH <sub>3</sub> -C <sub>6</sub> H <sub>4</sub> -SO <sub>3</sub> H	$8.7 \times 10^{-7}$	22.6	-10.5	S	181
Ru(NH <sub>3</sub> ) <sub>5</sub> I <sup>2+</sup>	0.1		CH <sub>3</sub> -C <sub>6</sub> H <sub>4</sub> -SO <sub>3</sub> H	$2.5 \times 10^{-7}$	23.9	-8.5	S	181
<i>cis</i> -Ru(NH <sub>3</sub> ) <sub>4</sub> Cl <sub>2</sub> <sup>+</sup>	0.1		CH <sub>3</sub> -C <sub>6</sub> H <sub>4</sub> -SO <sub>3</sub> H	$7.8 \times 10^{-6}$	21.8	-8.8	S	181
<i>cis</i> -Ru(en) <sub>2</sub> (H <sub>2</sub> O)Cl <sup>2+</sup>	0.1		CH <sub>3</sub> -C <sub>6</sub> H <sub>4</sub> -SO <sub>3</sub> H	$1.7 \times 10^{-5}$	20.1	-13.0	S	181
<i>cis</i> -Ru(en) <sub>2</sub> (H <sub>2</sub> O)Br <sup>2+</sup>	0.1		CH <sub>3</sub> -C <sub>6</sub> H <sub>4</sub> -SO <sub>3</sub> H	$1.4 \times 10^{-5}$	21.8	-7.7	S	181
<i>cis</i> -Ru(en) <sub>2</sub> (H <sub>2</sub> O)I <sup>2+</sup>	0.1		CH <sub>3</sub> -C <sub>6</sub> H <sub>4</sub> -SO <sub>3</sub> H	$2.7 \times 10^{-5}$	24.4	2.4	S	181
<i>cis</i> -Ru(en) <sub>2</sub> Cl <sub>2</sub> <sup>+</sup>	0.1		CH <sub>3</sub> -C <sub>6</sub> H <sub>4</sub> -SO <sub>3</sub> H	$3.8 \times 10^{-5}$	19.9	-12.0	S	181
<i>cis</i> -Ru(en) <sub>2</sub> Br <sub>2</sub> <sup>+</sup>	0.1		CH <sub>3</sub> -C <sub>6</sub> H <sub>4</sub> -SO <sub>3</sub> H	$3.2 \times 10^{-5}$	20.5	-10.3	S	181
<i>cis</i> -Ru(en) <sub>2</sub> I <sub>2</sub> <sup>+</sup>	0.1		CH <sub>3</sub> -C <sub>6</sub> H <sub>4</sub> -SO <sub>3</sub> H	$1.0 \times 10^{-5}$	22.1	-7.2	S	181
<i>cis</i> -Ru(-pn) <sub>2</sub> Cl <sub>2</sub> <sup>+</sup>	0.1		CH <sub>3</sub> -C <sub>6</sub> H <sub>4</sub> -SO <sub>3</sub> H	$3.8 \times 10^{-5}$	18.2	-17.8	S	181
<i>cis</i> -Ru( $\alpha$ -trien)(H <sub>2</sub> O)Cl <sup>2+</sup>	0.1		CH <sub>3</sub> -C <sub>6</sub> H <sub>4</sub> -SO <sub>3</sub> H	$2.0 \times 10^{-4}$	-	-		181
<i>cis</i> -Ru( $\alpha$ -trien)Cl <sub>2</sub> <sup>+</sup>	0.1		CH <sub>3</sub> -C <sub>6</sub> H <sub>4</sub> -SO <sub>3</sub> H	$5.85 \times 10^{-4}$	18.1	-12.6	S	181
Ru(H <sub>2</sub> O)Cl <sub>5</sub> <sup>2-</sup>	-	-	-	$(3.5 \times 10^{-3})$	21.4	2		q 182
RuCl <sub>6</sub> <sup>3-</sup>	1.0		HCl	$6.7 \times 10^{-2}$	-	-	R	q 187
RuCl <sub>6</sub> <sup>3-</sup>	6.0		HCl	$1.8 \times 10^{-3}$	<u>24.6</u>	<u>12</u>	R	182



							$\frac{27}{I\beta}$	M	q
RuCl <sub>6</sub> <sup>3-</sup>	-	-	-	-	-	(8 × 10 <sup>-2</sup> )	27		182
Rh(H <sub>2</sub> O) <sub>6</sub> <sup>3+</sup>	12	≥0.7	-	(Al/3,H)ClO <sub>4</sub>	-	3.2 × 10 <sup>-6</sup>	33		183
Rh(NH <sub>3</sub> ) <sub>5</sub> OH <sub>2</sub> <sup>3+</sup>	0.5	2.0-1.3	-	(Na,H)ClO <sub>4</sub>	-	1.0 × 10 <sup>-6</sup>	33.9		184
Rh(NH <sub>3</sub> ) <sub>5</sub> OH <sub>2</sub> <sup>3+</sup>	0.25	2	-	HClO <sub>4</sub>	-	8.4 × 10 <sup>-6</sup>	24.6		318
Rh(NH <sub>3</sub> ) <sub>5</sub> N <sub>3</sub> H <sup>3+</sup>	8.1-9.2		-	H <sub>2</sub> SO <sub>4</sub>	-	2.0 × 10 <sup>-6</sup>	26.7	M; [compl.] = 0.040M	35
Rh(NH <sub>3</sub> ) <sub>5</sub> Cl <sup>2+</sup>			-	none	-	1.42 × 10 <sup>-7</sup>	20.4	R; <Cl <sup>-</sup> >	188
Rh(NH <sub>3</sub> ) <sub>5</sub> Cl <sup>2+</sup>	0.01-0.025		-	HClO <sub>4</sub>	-	4.83 × 10 <sup>-8</sup>	23.8	S	185
Rh(NH <sub>3</sub> ) <sub>5</sub> Cl <sup>2+</sup>	0.1		-	NaClO <sub>4</sub>	-	1.5 × 10 <sup>-7</sup>	22.2	T	186
Rh(NH <sub>3</sub> ) <sub>5</sub> Br <sup>2+</sup>	0.2		-	NH <sub>4</sub> Br	-	3.8 × 10 <sup>-8</sup>	24.2	S	187
Rh(NH <sub>3</sub> ) <sub>5</sub> Br <sup>2+</sup>			-	none	-	4.87 × 10 <sup>-8</sup>	23.5	R; <Br <sup>-</sup> >	189
Rh(NH <sub>3</sub> ) <sub>5</sub> Br <sup>2+</sup>	0.1		-	NaClO <sub>4</sub>	-	6.30 × 10 <sup>-8</sup>	24.4	T	186
Rh(NH <sub>3</sub> ) <sub>5</sub> Br <sup>2+</sup>	0.2		-	NH <sub>4</sub> Cl	-	3.40 × 10 <sup>-8</sup>	24.6	S	187
Rh(NH <sub>3</sub> ) <sub>5</sub> I <sup>2+</sup>			-	none	-	8.31 × 10 <sup>-9</sup>	25.4	R; <I <sup>-</sup> >	188
Rh(NH <sub>3</sub> ) <sub>5</sub> I <sup>2+</sup>	0.1		-	NaClO <sub>4</sub>	-	1.95 × 10 <sup>-8</sup>	26.7	T	186
Rh(NH <sub>3</sub> ) <sub>5</sub> I <sup>2+</sup>	0.2		-	NH <sub>4</sub> Cl	-	6.2 × 10 <sup>-9</sup>	26.2	S	187
Rh(NH <sub>3</sub> ) <sub>5</sub> ONO <sub>2</sub> <sup>2+</sup>	1.0	2	-	(Na,H)ClO <sub>4</sub>	-	1.2 × 10 <sup>-5</sup>	23.3	S	160
Rh(NH <sub>3</sub> ) <sub>5</sub> OCOCF <sub>3</sub> <sup>2+</sup>	0.1	2-1	-	(Na,H)ClO <sub>4</sub>	-	2.0 × 10 <sup>-7</sup>	25	S	97
Rh(NH <sub>3</sub> ) <sub>5</sub> OSO <sub>3</sub> <sup>+</sup>	1.0	0-2	-	(Na,H)ClO <sub>4</sub>	-	1.6 × 10 <sup>-6</sup>	21.4	S	102
trans-Rh(NH <sub>3</sub> ) <sub>4</sub> Cl <sub>2</sub> <sup>+</sup>	0.05-0.1	-	-	NaBr or NaI	-	1.3 × 10 <sup>-7</sup>	24.1	S	336
trans-Rh(en) <sub>2</sub> Cl <sub>2</sub> <sup>+</sup>	-	-	-	-	-	6.4 × 10 <sup>-8</sup>	23.8	S	191
trans-Rh(en) <sub>2</sub> Cl <sub>2</sub> <sup>+</sup>	0.1		-	none	-	-	24.5	R	192
trans-Rh(en) <sub>2</sub> Cl <sub>2</sub> <sup>+</sup>	0.20		-	NaI	-	5.4 × 10 <sup>-8</sup>	24.7	S; 100% trans prod.; k insensitive to μ	190
trans-Rh(en) <sub>2</sub> BrCl <sup>+</sup>	0.20		-	NaBr	-	1.7 × 10 <sup>-7</sup>	23.2	k insensitive to μ	190
trans-Rh(en) <sub>2</sub> ICI <sup>+</sup>	-	-	-	-	-	1.0 × 10 <sup>-4</sup>	14.0	S	191
trans-Rh(en) <sub>2</sub> ICI <sup>+</sup>	0.20		-	NaI	-	4.8 × 10 <sup>-5</sup>	21.1	S; 100% trans prod.; k insensitive to μ	190
trans-Rh(en) <sub>2</sub> ClBr <sup>+</sup>	0.20		-	NaCl	-	8.3 × 10 <sup>-9</sup>	27.6	S; 100% trans prod.; k insensitive to μ	190
trans-Rh(en) <sub>2</sub> Br <sub>2</sub> <sup>+</sup>	-	-	-	-	-	5.6 × 10 <sup>-7</sup>	20.0	S	191
trans-Rh(en) <sub>2</sub> Br <sub>2</sub> <sup>+</sup>	0.1-0.5		-	NaI	-	1.8 × 10 <sup>-7</sup>	25.2	S; 100% trans prod.; k insensitive to μ	190
trans-Rh(en) <sub>2</sub> IBr <sup>+</sup>	-	-	-	-	-	4.6 × 10 <sup>-5</sup>	16.1	S	191
trans-Rh(en) <sub>2</sub> IBr <sup>+</sup>	0.20		-	NaBr	-	2.1 × 10 <sup>-5</sup>	23.1	S; 100% trans prod.; k insensitive to μ	190
trans-Rh(en) <sub>2</sub> I <sub>2</sub> <sup>+</sup>	-	-	-	-	-	3.5 × 10 <sup>-6</sup>	26.2	S	191
trans-Rh(en) <sub>2</sub> I <sub>2</sub> <sup>+</sup>	0.20		-	{ NaCl or NaBr or NaCN	-	4.3 × 10 <sup>-6</sup>	25.1	S; 100% trans prod.; k insensitive to μ	190
Rh(DH) <sub>2</sub> (SO <sub>3</sub> H)Br <sup>+</sup>	0.05		-	HNO <sub>3</sub>	-	1.2 × 10 <sup>-5</sup>	13.7	T	349
Rh(DH) <sub>2</sub> (SO <sub>3</sub> H)I <sup>+</sup>	0.05		-	HNO <sub>3</sub>	-	3.0 × 10 <sup>-5</sup>	12.2	T	349
Rh(H <sub>2</sub> O)Cl <sub>5</sub> <sup>2-</sup>	4.0		-	H(ClO <sub>4</sub> ,Cl)	-	3.9 × 10 <sup>-5</sup>	25.2	S	193
RhCl <sub>6</sub> <sup>3-</sup>	4.0		-	H(ClO <sub>4</sub> ,Cl)	-	1.8 × 10 <sup>-3</sup>	24.5	S	194
Ir(NH <sub>3</sub> ) <sub>5</sub> OH <sub>2</sub> <sup>3+</sup>	0.96	0.3-2.0	-	(Na,H)ClO <sub>4</sub>	-	6.5 × 10 <sup>-8</sup>	28.2	M	195
Ir(NH <sub>3</sub> ) <sub>5</sub> Cl <sup>2+</sup>	-	-	-	none	-	1.1 × 10 <sup>-9</sup>	22.4	R; <Cl <sup>-</sup> >	188
Ir(NH <sub>3</sub> ) <sub>5</sub> Br <sup>2+</sup>	-	-	-	none	-	1.1 × 10 <sup>-9</sup>	22.5	R; <Br <sup>-</sup> >	192

DATA TABLE I. (Cont.)

Complex	$\mu$ (m)	pH	Medium	k	$\Delta H^\ddagger$	$\Delta S^\ddagger$	Comment	Table Ref. No.
$\text{Ir}(\text{NH}_3)_5^{2+}$			none	$1.9 \times 10^{-10}$	25.6	-17.3	R; $\langle I \rangle$	188
$\text{Ir}(\text{NH}_3)_5\text{ONO}_2^{2+}$	1.0	2	(Na,H)ClO <sub>4</sub>	$6.9 \times 10^{-8}$	26.1	-4	S	160
$\text{Ir}(\text{NH}_3)_5\text{OCOCF}_3^{2+}$	0.1	1-2	(Na,H)ClO <sub>4</sub>	$5.1 \times 10^{-9}$	24	-16	S	97
<i>trans</i> -Ir(en) <sub>2</sub> Cl <sub>2</sub> <sup>+</sup>	0.5		Na(ClO <sub>4</sub> ,X)	$1.4 \times 10^{-10}$	29.2	-6	S,T; X <sup>-</sup> = I <sup>-</sup> , N <sub>3</sub> <sup>-</sup> , Br <sup>-</sup>	196
<i>trans</i> -Ir(en) <sub>2</sub> BrCl <sup>+</sup>	0.5		Na(ClO <sub>4</sub> ,Br)	$4.4 \times 10^{-10}$	27.1	-9	S,T	196
						(-10.4)		
<i>trans</i> -Ir(en) <sub>2</sub> ICl <sup>+</sup>	0.5		Na(ClO <sub>4</sub> ,X)	$1.5 \times 10^{-8}$	25.3	-4 (-9.4)	S,T; X <sup>-</sup> = I <sup>-</sup> , Br <sup>-</sup>	196
<i>trans</i> -Ir(en) <sub>2</sub> Br <sub>2</sub> <sup>+</sup>	0.5		Na(ClO <sub>4</sub> ,X)	$8.5 \times 10^{-10}$	27.2	-9	S,T; X <sup>-</sup> = I <sup>-</sup> , N <sub>3</sub> <sup>-</sup>	196
<i>trans</i> -Ir(en) <sub>2</sub> IBr <sup>+</sup>	0.5		Na(ClO <sub>4</sub> ,X)	$6.3 \times 10^{-9}$	27.1	-5	S,T; X <sup>-</sup> = I <sup>-</sup> , Cl <sup>-</sup>	196
<i>trans</i> -Ir(en) <sub>2</sub> I <sub>2</sub> <sup>+</sup>	0.5		Na(ClO <sub>4</sub> ,X)	$2.0 \times 10^{-9}$	28.7	-3	S,T; X <sup>-</sup> = Cl <sup>-</sup> , Br <sup>-</sup>	196
						(-2.1)		
$\text{Ir}(\text{H}_2\text{O})_5\text{Cl}_3$	-	~3	H <sub>2</sub> SO <sub>4</sub>	$(4.7 \times 10^{-9})$	28.9	0.3	R	197
$\text{Ir}(\text{H}_2\text{O})_5\text{Br}_3$	-	~3	H <sub>2</sub> SO <sub>4</sub>	$(7.3 \times 10^{-11})$	33.0	5.8	R	197
<i>trans</i> -Ir(H <sub>2</sub> O) <sub>2</sub> Cl <sub>4</sub> <sup>-</sup>	3.8	≤0	(Na,H)ClO <sub>4</sub>	$8 \times 10^{-9}$	29.9	4.7	S	198
$\text{Ir}(\text{H}_2\text{O})_2\text{Cl}_4^-$	-	~3	H <sub>2</sub> SO <sub>4</sub>	$(1.4 \times 10^{-8})$	30.1	6.5	R	197
$\text{Ir}(\text{H}_2\text{O})_2\text{Br}_4^-$	-	~3	H <sub>2</sub> SO <sub>4</sub>	$(6.1 \times 10^{-8})$	28.8	5.1	R	197
$\text{Ir}(\text{H}_2\text{O})_2\text{Cl}_5^{2-}$	3.75	<0	(Na,H)ClO <sub>4</sub>	$2.9 \times 10^{-7}$	28.8	8.2	S,T	199
$\text{Ir}(\text{H}_2\text{O})_2\text{Cl}_5^{2-}$	-	~3	H <sub>2</sub> SO <sub>4</sub>	$(2.5 \times 10^{-7})$	28.8	7.9	R	197
$\text{IrCl}_6^{3-}$	-	~3	H <sub>2</sub> SO <sub>4</sub>	$(4.0 \times 10^{-5})$	24.9	4.9	R	197
$\text{IrCl}_6^{3-}$	1.0		HClO <sub>4</sub>	$2.5 \times 10^{-5}$	27.4	12.3	R	200
$\text{IrCl}_6^{3-}$	2.2	0	(Na,H)ClO <sub>4</sub>	$1.0 \times 10^{-5}$	29.8	18.6	S	201

DATA TABLE II. Solvolysis (non-aqueous solvents).

Complex	$\mu$ (M)	pH	Medium	k	$\Delta H^\ddagger$	$\Delta S^\ddagger$	Comments	Table Ref. No.
V(DMSO) <sub>5</sub> (SSA) <sup>3+</sup>	-	-	DMSO	$1.7 \times 10^{-3}$	-	-	S.	202
V(DMSO) <sub>5</sub> (NCS) <sup>2+</sup>	0.15	-	DMSO NaClO <sub>4</sub>	1.5	-	-	S <sub>BF</sub>	202

V(DMSO) <sub>4</sub> (dipy) <sup>3+</sup>	-	-	-	DMSO	3.6 × 10 <sup>-3</sup>	-	-	S	202
Cr(NH <sub>3</sub> ) <sub>6</sub> <sup>3+</sup>	-	-	-	liq NH <sub>3</sub>	4.1 × 10 <sup>-6</sup>	32	24.2	nmr	203
cis-Cr(ox) <sub>2</sub> (OH) <sub>2</sub> <sup>2-</sup>	-	-	-	DMSO	2.0 × 10 <sup>-4</sup>	28.5	20.2	S	68
cis-Cr(ox) <sub>2</sub> (DMSO)(OH) <sub>2</sub> <sup>-</sup>	-	-	-	DMSO	6.5 × 10 <sup>-5</sup>	29.7	21.9	S	68
Cr(NH <sub>3</sub> ) <sub>2</sub> (NCS) <sub>4</sub> <sup>-</sup>	-	-	-	MeOH	1.6 × 10 <sup>-6</sup>	27.7	7.9	C <sub>0</sub>	71
Cr(NH <sub>3</sub> ) <sub>2</sub> (NCS) <sub>4</sub> <sup>-</sup>	-	-	-	{ MeOH : MeNO <sub>2</sub> { 1:1(v)	2.1 × 10 <sup>-7</sup>	30.4	12.9	C <sub>0</sub>	71
Cr(NCS) <sub>6</sub> <sup>3-</sup>	0.1	-	-	{ MeOH { NaClO <sub>4</sub>	(1.8 × 10 <sup>-5</sup> )	26.4	8.3	S	204
cis-Cr(en) <sub>2</sub> Br <sub>2</sub> <sup>+</sup>	-	-	-	DMSO	(2.7 × 10 <sup>-5</sup> )	21	- 9	S	366
cis-Cr(en) <sub>2</sub> (DMSO)Br <sub>2</sub> <sup>+</sup>	-	-	-	DMSO	(1.0 × 10 <sup>-4</sup> )	19	-13	S	366
trans-Cr(en) <sub>2</sub> Br <sub>2</sub> <sup>+</sup>	-	-	-	DMSO	(3.7 × 10 <sup>-5</sup> )	22	- 5	S	366
cis-Co(en) <sub>2</sub> Cl <sub>2</sub> <sup>+</sup>	-	-	-	DMF	2.8 × 10 <sup>-5</sup>	18.2	-18.3	S	207
cis-Co(en) <sub>2</sub> ClBr <sup>+</sup>	-	-	-	DMF	2.1 × 10 <sup>-5</sup>	19.6	-14.2	S	207
cis-Co(en) <sub>2</sub> Cl(DMF) <sup>2+</sup>	~0	-	-	DMSO	1.2 × 10 <sup>-5</sup>	24.0	+ 0.6	nmr	205
cis-Co(en) <sub>2</sub> Cl(DMF) <sup>2+</sup>	~0	-	-	DMA	6.0 × 10 <sup>-6</sup>	26.8	12(7.5)	S	205
cis-Co(en) <sub>2</sub> Cl(DMSO) <sup>2+</sup>	~0	-	-	DMA	9.6 × 10 <sup>-6</sup>	25.9	9.9(5.4)	S	205
cis-Co(en) <sub>2</sub> Cl(DMSO-d <sub>6</sub> ) <sup>2+</sup>	~0	-	-	DMF	1.2 × 10 <sup>-5</sup>	24.0	0.6	nmr	206
cis-Co(en) <sub>2</sub> Cl(DMA) <sup>2+</sup>	~0	-	-	DMSO	1.4 × 10 <sup>-3</sup>	21.7	1.3	S; 16.6% trans prod	205
cis-Co(en) <sub>2</sub> Cl(DMA) <sup>2+</sup>	~0	-	-	DMF	1.9 × 10 <sup>-3</sup>	30.0	29.5	S; 16.6% trans prod	205
cis-Co(tren)Br <sub>2</sub> <sup>+</sup>	-	-	-	FA	2.7 × 10 <sup>-2</sup>	10.1	-31.8	S; K; k ↑ D ↑	208
cis-Co(tren)Br <sub>2</sub> <sup>+</sup>	-	-	-	DMSO	7.7 × 10 <sup>-4</sup>	17.9	-12.7	S; K; k ↑ D ↑	208
cis-Co(tren)Br <sub>2</sub> <sup>+</sup>	-	-	-	DMF	4.3 × 10 <sup>-4</sup>	22.1	0.2	S; K; k ↑ D ↑	208
cis-Co(tren)Br <sub>2</sub> <sup>+</sup>	-	-	-	NMF	2.5 × 10 <sup>-1</sup>	-	-	S; K; k ↑ D ↑	208
trans-Co(en) <sub>2</sub> Cl <sub>2</sub> <sup>+</sup>	-	-	-	DMF	8.5 × 10 <sup>-7</sup>	21.2	-15.2	S	207
trans-Co(en) <sub>2</sub> Cl <sub>2</sub> <sup>+</sup>	0.1	-	-	{ DMF { KNCS	1.6 × 10 <sup>-6</sup>	23.5	- 6.3	S	167
trans-Co(en) <sub>2</sub> (Cl)(OH) <sub>2</sub> <sup>2+</sup>	~0	-	-	DMSO	2.7 × 10 <sup>-4</sup>	26.3	13.4	S; 16.6% trans prod	205
trans-Co(en) <sub>2</sub> (Cl)(OH) <sub>2</sub> <sup>2+</sup>	~0	-	-	DMF	1.1 × 10 <sup>-4</sup>	23.2	1.2	S	205
trans-Co(en) <sub>2</sub> (Cl)DMF <sup>2+</sup>	~0	-	-	DMF	1.4 × 10 <sup>-4</sup>	23.6	3.0	nmr	205
trans-Co(en) <sub>2</sub> (NO <sub>2</sub> )Cl <sup>+</sup>	-	-	-	FA	4.1 × 10 <sup>-5</sup>	22.3	- 3.8	S	209
trans-Co(en) <sub>2</sub> (NO <sub>2</sub> )Cl <sup>+</sup>	0-1.5	-	-	{ TMS { KNCS	8.0 × 10 <sup>-4</sup>	21.5	- 0.6	S; prod. is Co(en) <sub>2</sub> (NO <sub>2</sub> )NCS <sup>+</sup>	209
trans-Co(en) <sub>2</sub> (NO <sub>2</sub> )Cl <sup>+</sup>	0.1	-	-	{ DMF { KNCS	1.5 × 10 <sup>-5</sup>	22.9	- 3.8	S	167
trans-Co(en) <sub>2</sub> (NO <sub>2</sub> )Br <sup>+</sup>	0.1	-	-	{ DMF { KNCS	2.8 × 10 <sup>-4</sup>	19.9	- 8.0	S	167
trans-Co(en) <sub>2</sub> (OCOC <sub>6</sub> H <sub>5</sub> ) <sub>2</sub> <sup>+</sup>	-	-	-	CH <sub>3</sub> COOH	1.2 × 10 <sup>-4</sup> (84.5°)	-	-	S	364
trans-Co(en) <sub>2</sub> (OCOC <sub>6</sub> H <sub>4</sub> -2-CH <sub>3</sub> ) <sub>2</sub>	-	-	-	CH <sub>3</sub> COOH	4.6 × 10 <sup>-4</sup> (84.5°)	-	-	S	364
trans-Co(en) <sub>2</sub> (OCOC <sub>6</sub> H <sub>4</sub> -3-CH <sub>3</sub> ) <sub>2</sub>	-	-	-	CH <sub>3</sub> COOH	2.3 × 10 <sup>-4</sup> (84.5°)	-	-	S	364
trans-Co(en) <sub>2</sub> (OCOC <sub>6</sub> H <sub>4</sub> -4-CH <sub>3</sub> ) <sub>2</sub>	-	-	-	CH <sub>3</sub> COOH	2.6 × 10 <sup>-4</sup> (84.5°)	-	-	S	364

TABLE VI. Activation Parameters for Aquation of Isomeric Complexes of Type  $\text{Co}(\text{en})_2\text{AX}^{n+}$ ,<sup>a, b, c, d</sup>

A	X	<i>cis</i>		<i>trans</i>		$\delta\Delta H^\ddagger$	$\delta\Delta S^\ddagger$
		$\Delta H^\ddagger$	$\Delta S^\ddagger$	$\Delta H^\ddagger$	$\Delta S^\ddagger$		
Cl	Cl	21.6	- 4.0	27.5	13.1	+5.9	+17.1
Br	Cl	22.5	- 0.7	24.6	4.1	+2.1	+ 4.8
OH	Cl	22.5	7.9	25.6	14.6	+3.1	+ 6.7
N <sub>3</sub>	Cl	21.1	- 4.3	23.1	2.2	+2.0	+ 6.5
NCS	Cl	20.2	-13.5	29.8	7.8	+9.6	+21.3
NO <sub>2</sub>	Cl	21.8	- 3.4	20.9	-2.2	-0.9	+ 1.2
NH <sub>3</sub>	Cl	24.9	- 4.3	23	-11	-1.9	- 6.7
Cl	Br	23.3	4.8	26.0	10.6	-2.7	+ 5.8
Br	Br	23.2	5.6	25.5	9.4	+2.3	+ 3.8
OH	Br	22.7	12.1	24.4	14.1	+1.7	+ 2.0
NCS	Br	22.5	- 4.3	29.5	10	+7.0	+14.4
NH <sub>3</sub>	Br	22.5	- 9.6	24	-5.1	+1.5	+ 4.5

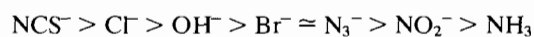
<sup>a</sup> The reaction is  $\text{Co}(\text{en})_2\text{AZ}^{n+} + \text{H}_2\text{O} \rightarrow \text{Co}(\text{en})_2\text{AH}_2\text{O}^{n+1} + \text{X}^-$ .

<sup>b</sup> The quantity  $\delta\Delta H^\ddagger$  is defined as  $\Delta H^\ddagger$  (*trans*) less  $\Delta H^\ddagger$  (*cis*);  $\delta\Delta S^\ddagger$  is defined similarly.

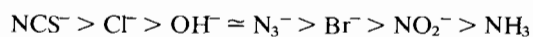
<sup>c</sup> Units of  $\Delta H^\ddagger$  are  $\text{kcal mol}^{-1}$ , and of  $\Delta S^\ddagger$  are  $\text{cal mol}^{-1} \text{deg}^{-1}$ .

<sup>d</sup> Data taken from Data Table References 52, 131, 136, 138, 139, 141, 87, 143, 109, 121, 128, 161 and 165.

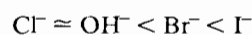
sibility of a *trans*-effect in octahedral systems. In practice, this is not easy. For example, in the isomeric systems *cis* and *trans*  $\text{Co}(\text{en})_2\text{AX}^{n+}$  where A is a monodentate, non-leaving ligand and  $\text{X}^-$  is the leaving group, one is not simply looking at the *trans*-effect of A. Rather, one is comparing the effect of A with that effect due to one end of an ethylenediamine ligand. Some data are given in Table VI. It is clear that the values of  $\Delta S^\ddagger$  for the *trans* complexes are generally more positive than those for *cis* complexes; a similar trend is seen in the values of  $\Delta H^\ddagger$ . The values of  $\delta\Delta H^\ddagger$  decrease for ligand A in the order



and those for  $\delta\Delta S^\ddagger$  in the order



Our knowledge of the *trans*-effect in octahedral systems is limited, and it seems possible that the magnitude of the *trans*-effect will depend on the nature of the leaving group. Roughly, however, what we see in the above orders is that the values of the  $\delta$  are in opposite order to those of the *trans*-effect, at least for the anions. For the anions, Poë and Vuik<sup>22a</sup> report the order



and it has been suggested<sup>22b</sup> that  $\text{I}^- \approx \text{NO}_2^-$  for the *trans*-effect. Making the assumption that  $\text{NH}_3$  and one end of ethylenediamine have about the same *trans*-effect, we may conclude that the *trans*-effect decreases the value of  $\Delta H^\ddagger$  (still considering anionic ligands) while lowering the value of  $\Delta S^\ddagger$ . This is explicable if

the *trans*-effect moves the mechanism toward a more associative nature; however, neither the assumption nor the conclusion can be considered definite, particularly in view of the anomalous position of ammonia (which is a neutral ligand rather than anionic). Experiments relevant to these points would be welcomed.

It should be stressed here that, as suggested by Poë, the observed kinetic *trans*-effect should be corrected for the thermodynamic *trans*-effect and this correction might change somewhat the sequence. Also the recent review of Byrd and Wilmarth<sup>23d</sup> makes a strong case for a D mechanism for octahedra having a strong *trans*-effect ligand.

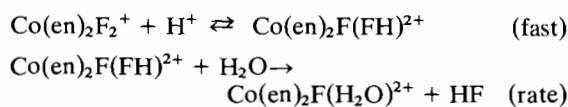
The problem of the octahedral *trans*-effect is important, and we list here references bearing on this question that we have found during the course of our literature survey.<sup>22, 23</sup>

## 6. Solvolysis

Data on formation rates of solvo-complexes (other than aquo, of course) are given in Data Table II. One sees immediately that the amount of data in non-aqueous solvent systems is very much less than in water, and further that the variety of systems studied is such that generalization is almost impossible. The activation parameters cover a wide range, and the values of  $\Delta S^\ddagger$  are seen to be both positive and negative. Whether this is due to experimental uncertainties or to variable nature of the complex-solvent interaction is not known.

## 7. Acid-catalyzed Aquation

The cleavage of a metal–ligand bond can be facilitated by protonation of the leaving group. Using  $\text{Co}(\text{en})_2\text{F}_2^+$  as the substrate example, the postulated mechanism is



with the rate-determining step involving the cleavage of the Co–FH bond. The rate has been found to be faster in  $\text{D}_2\text{O}$  than in  $\text{H}_2\text{O}$ . Since  $\text{D}_3\text{O}^+$  in  $\text{D}_2\text{O}$  is a stronger acid than  $\text{H}_3\text{O}^+$  in  $\text{H}_2\text{O}$ , the isotope experiment indicates that proton transfer occurs in a rapid equilibrium prior to the rate step. Acid catalysis is observed when the leaving ligand is basic towards protons; some such ligands are  $\text{N}_3^-$ ,  $\text{CN}^-$ ,  $\text{F}^-$ ,  $\text{NO}_2^-$ ,  $\text{SO}_4^{2-}$ ,  $\text{HPO}_4^{2-}$ ,  $\text{SO}_3^{2-}$ ,  $\text{ox}^{2-}$ ,  $\text{mal}^{2-}$ ,  $\text{CO}_3^{2-}$  and various acetates. This much seems certain, but the extent of participation by water in this step is not known.

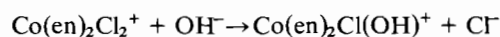
Comparison of the activation parameters in Data Table III with those for the analogous complexes in Data Table I (aquation reactions) shows no consistent difference. We expected that the acid-catalyzed path would be related to the aquation path in some non-complicated way. For instance, were the mechanism essentially dissociative in both cases, the  $\delta\Delta S^\ddagger$  values would be expected to be near the difference between the protonated ligand and the ligand itself in water solution. Unfortunately although in some instances this situation seems to occur, the lack of entropy data for many leaving groups prevents a complete analysis.

Some data which compare rates and activation parameters for acid-catalyzed and normal aquations are present in Table VII. Not even the ratio  $k_h/k_a$

which ranges from  $3.1 \times 10^{-2}$  to  $1.3 \times 10^3$  shows a distinct trend. Since  $\delta\Delta G^\ddagger$  varies by seven kcal mol $^{-1}$ , we should see some changes in the enthalpy and entropy of activation terms. However no clear trend is observed, and any trend must be covered by other factors. It is, therefore, interesting to see the ubiquitous  $\Delta H^\ddagger/\Delta S^\ddagger$  compensation effect showing up in the values. A plot of  $\delta\Delta H^\ddagger$  values against  $\delta\Delta S^\ddagger$  values forms a rough straight line with slope of 340°K which is uncomfortably close to the 25° C (298°K) of the data.

## 8. Base Hydrolysis

The dispute over the mechanism for the rapid base hydrolysis such as for example



centered about the mode of action for hydroxide ion. The rate law is first-order in base. A direct displacement such as obtains for base hydrolysis in many organic compounds was favored by some research groups. The alternative mechanism invoked the unimolecular heterolytic scission of the conjugate base of the complex. Now, there is quite general agreement that this conjugate base mechanism is the preferred one.

We believe, however, that this is a particularly clear example of a reaction whose progress exhibited activation parameters giving a definitive clue as to the actual mechanism, and for the purpose of demonstrating the importance of these parameters, we shall discuss some of the arguments here. Some recent reviews concerning this mechanism are available;<sup>1,3,4,10,14,24</sup> details of

TABLE VII. Comparison of Activation Parameters for Acid-Catalyzed and Normal Aquations.<sup>a</sup>

Complex	$k_h$	$k_a$	$k_h/k_a$	$\Delta H^\ddagger_h$	$\Delta H^\ddagger_a$	$\delta\Delta H^\ddagger$	$\Delta S^\ddagger_h$	$\Delta S^\ddagger_a$	$\delta\Delta S^\ddagger$
$\text{Fe}(\text{H}_2\text{O})_5\text{N}_3^{2+}$	5.1	20.	0.26	19.6	14.7	4.9	10.5	-3.2	13.7
$\text{Cr}(\text{H}_2\text{O})_5\text{F}^{2+}$	$1.4 \times 10^{-8}$	$6.2 \times 10^{-10}$	23	24.5	28.7	-4.2	-12.4	-4.4	-8.0
$\text{Cr}(\text{H}_2\text{O})_5\text{CN}^{2+}$	$5.2 \times 10^{-4}$	$1.2 \times 10^{-5}$	43	17.0	27.9	-10.9	-16.4	+12.7	-29.1
$\text{Cr}(\text{H}_2\text{O})_5\text{N}_3^{2+}$	$2.3 \times 10^{-7}$	$4.1 \times 10^{-8}$	21	23.2	32.4	-9.2	-8.3	+16.4	-24.7
$\text{Cr}(\text{H}_2\text{O})_5\text{SO}_4^+$	$2.3 \times 10^{-8}$	$7.5 \times 10^{-7}$	0.031	26.5	21.9	+4.6	-1.3	-1.3	+11.7
$\text{Co}(\text{NH}_3)_5\text{F}^{2+}$	$1.1 \times 10^{-4}$	$8.7 \times 10^{-8}$	$1.3 \times 10^3$	29.6	20.7	8.9	22.6	-21.4	44.0
$\text{Co}(\text{NH}_3)_5\text{NO}_2^{2+}$	$2.6 \times 10^{-6}$	$8.2 \times 10^{-8}$	32	18.4	23.9	-5.5	-22.7	-11.1	-11.6
$\text{Co}(\text{NH}_3)_5\text{OCOCH}_3^{2+}$	$3.2 \times 10^{-6}$	$2.7 \times 10^{-8}$	$1.2 \times 10^2$	25	25	0	2	-8	+10
$\text{Co}(\text{NH}_3)_5\text{OxH}^{2+}$	$2.0 \times 10^{-7}$	$2.2 \times 10^{-8}$	9.1	22.7	28.4	-5.7	-14	+1	-15
$\text{Co}(\text{NH}_3)_5\text{SO}_4^+$	$9.5 \times 10^{-7}$	$8.9 \times 10^{-7}$	1.1	28.4	22.7	5.7	9.2	-10	+19.2
$\text{Rh}(\text{NH}_3)_5\text{SO}_4^+$	$1.1 \times 10^{-6}$	$1.6 \times 10^{-6}$	0.69	28.5	21.4	7.1	9.9	-13.3	+23.2

<sup>a</sup> The following are the definitions for symbols in the table:  $k_h$  = rate for acid-catalyzed aquation;  $k_a$  = rate for normal aquation;  $\Delta H^\ddagger_h$  = enthalpy of activation for acid-catalyzed aquation;  $\Delta H^\ddagger_a$  = enthalpy of activation for normal aquation;  $\delta\Delta H^\ddagger$  = difference in activation enthalpies ( $\Delta H^\ddagger_h - \Delta H^\ddagger_a$ );  $\Delta S^\ddagger_h$  = entropy of activation for acid-catalyzed aquation;  $\Delta S^\ddagger_a$  = entropy of activation for normal aquation; and  $\delta\Delta S^\ddagger$  = difference in activation entropies ( $\Delta S^\ddagger_h - \Delta S^\ddagger_a$ ).

DATA TABLE III. Acid-Catalyzed Aqueation.

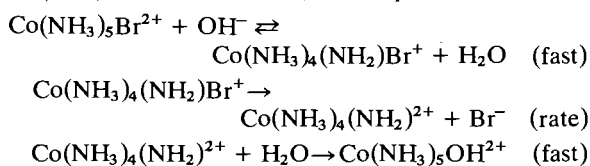
Complex	$\mu(M)$	pH	Medium	k	$\Delta H^\ddagger$	$\Delta S^\ddagger$	Comments	Table Ref. No.
$Fe(H_2O)_5N_3^{2+}$	1.0	<0.3	(Li,H)ClO <sub>4</sub>	5.1	19.6	$\frac{10.5}{-2I}$	S <sub>SF</sub>	75
$Fe(H_2O)_5SO_3^+$	1.0	0.3-1.7	(Na,H)ClO <sub>4</sub>	3.7	$\frac{10.4}{24.5}$		S <sub>SF</sub> ; probably S-bonded	280
$Cr(H_2O)_5F^{2+}$	1.0	0-1.15	(Li,H)ClO <sub>4</sub>	$1.4 \times 10^{-8}$	24.5	-12.4	S	9
$Cr(H_2O)_5CN^{2+}$	1.0	0-3.1	(Li,H)ClO <sub>4</sub>	$5.2 \times 10^{-4}$	17.0	-16.4	S	14
$Cr(H_2O)_5N_3^{2+}$	1.0	0.6-3.15	(Na,H)ClO <sub>4</sub>	$2.3 \times 10^{-7}$	23.2	-8.3	S	15
$Cr(H_2O)_5ONO^{2+}$	1.0	0-2	(Na,H)ClO <sub>4</sub>	$3.2 \times 10^{-1}$	19.8	9(5.6)	S <sub>SF</sub>	210
$Cr(H_2O)_5OPO_2H_2^{2+}$	1.0	0-1.1	(Li,H)ClO <sub>4</sub>	$1.7 \times 10^{-6}$	18.1	-24.2	S	211
$Cr(H_2O)_5OSO_3^+$	1.0	0-1.3	(Li,H)ClO <sub>4</sub>	$2.3 \times 10^{-6}$	26.5	-1.3	S	24
$cis-Cr(H_2O)_4(CN)_2^+$	2.0	-	(Na,H)ClO <sub>4</sub>	$8.3 \times 10^{-4}$	19.9	-5.9	S	212
$Cr(NH_3)_5F^{2+}$	1.0	0	HClO <sub>4</sub>	$1.5 \times 10^{-7}$	28	4	S	37
$Cr(NH_3)_5(ONO)^{2+}$	1.0	-	KNO <sub>3</sub>	$5.1 \times 10^{-2}$	11.9	-24.8	S	213
$Cr(NH_3)_5(OCOCCH_3)^{2+}$	0.13	-	(Na,H)ClO <sub>4</sub>	$2 \times 10^{-3}$	21.6	1.6	S	320
$cis-Cr(en)_2F_2^+$	0.01-0.15	1-2	(Na,H)ClO <sub>4</sub>	$5.3 \times 10^{-5}$	23	-0.9	T	214
$cis-Cr(en)_2F(ONO)^+$	0.15	0.8-2	HClO <sub>4</sub>	$1.6 \times 10^{-2}$	20.9	3.4	S; 100% cis product	278
$cis-Cr(en)_2(H_2O)(ONO)^{2+}$	0.15	$\geq 0.82$	(Na,H)ClO <sub>4</sub>	$1.3 \times 10^{-1}$	20.1	+4.9	S; 100% cis product	278
$cis-Cr(en)_2(ONO)_2^+$	0.15	$\geq 0.82$	(Na,H)ClO <sub>4</sub>	$5.0 \times 10^{-1}$	22	1.8	S; 100% cis product	278
$trans-Cr(en)_2Cl(ONO)^+$	0.15	$\geq 0.82$	(Na,H)ClO <sub>4</sub>	$2.8 \times 10^{-2}$	21.0	4.9	S; 100% trans product	278
$trans-Cr(en)_2Br(ONO)^+$	0.15	$\geq 0.82$	(Na,H)ClO <sub>4</sub>	$3.6 \times 10^{-2}$	20.3	3.0	S; 100% trans product	278
$trans-Cr(en)_2(H_2O)(ONO)^{2+}$	0.15	$\geq 0.82$	(Na,H)ClO <sub>4</sub>	$9.6 \times 10^{-2}$	19.8	3.2	S; 100% trans product	278
$trans-Cr(en)_2(ONO)_2^+$	0.15	$\geq 0.82$	(Na,H)ClO <sub>4</sub>	$6.5 \times 10^{-2}$	24.3	17.6	S; 100% trans product	278
$trans-Cr(en)_2(DMSO)(ONO)^{2+}$	0.15	$\geq 0.82$	(Na,H)ClO <sub>4</sub>	$8.0 \times 10^{-2}$	-	-	S; 100% trans product	278
$trans-Cr(en)_2(DMF)(ONO)^{2+}$	0.15	$\geq 0.82$	(Na,H)ClO <sub>4</sub>	$7.6 \times 10^{-2}$	20.1	3.8	S; 100% trans product	278
$Cr(mal)_3^{3-}$	1.0	0-1	(Na,H)ClO <sub>4</sub>	$3.6 \times 10^{-4}$	23.4	4.2	S; one mal <sup>2-</sup> is lost	217
$Cr(Me-mal)_3^{3-}$	1.0	0-1	(Na,H)ClO <sub>4</sub>	$5.9 \times 10^{-4}$	-	-	S; the product is trans-Cr(me-mal) <sub>2</sub> (OH) <sub>2</sub> <sup>-</sup>	305
$cis-Cr(H_2O)_2(ox)_2^-$	2.0	2-3	(Na,H)ClO <sub>4</sub>	$2.3 \times 10^{-6}$	23.9	-4.5	S; one ox <sup>2-</sup> is lost	215
$cis-Cr(H_2O)_2(mal)_2^-$	2.0	0.3-1	(Na,H)ClO <sub>4</sub>	$2.3 \times 10^{-3}$	-	-	S; one mal <sup>2-</sup> is lost	216
$cis-Cr(H_2O)_2(mal)_2^-$	-	-	-	$6.5 \times 10^{-5}$	21.8	-4.7	S	157
$trans-Cr(H_2O)_2(mal)_2^-$	1.0	0	HClO <sub>4</sub>	$1.1 \times 10^{-5}$	24.3	0.4	S	157
$Co(NH_3)_5F^{2+}$	0.112	1-1.7	(K,H)NO <sub>3</sub>	$1.1 \times 10^{-4}$	29.6	22.6	T	83
$Co(NH_3)_5(NO_2)^{2+}$	-0	-	HClO <sub>4</sub>	$4.0 \times 10^{-9}$	38.2	31.2	S	92
$Co(NH_3)_5(NO_2)^{2+}$	1.0	-	(K,H)NO <sub>3</sub>	$2.6 \times 10^{-6}$	18.4	-22.7	S	93
$Co(NH_3)_5(OCOCCH_3)^{2+}$	0.1	1-2	and urea	$3.2 \times 10^{-6}$	25	2	S	97
$Co(NH_3)_5(OCOC(CH_3)_2)^{2+}$	0.1	1-2	(Na,H)ClO <sub>4</sub>	$6.2 \times 10^{-7}$	26	6(3)	S	97
$Co(NH_3)_5(OCOCCH_2NH_3)^{3+}$	0.1	0.3-2	(Na,H)ClO <sub>4</sub>	$5.9 \times 10^{-9}$	29	1	S; when $\mu = 1.0$ , $\Delta H^\ddagger = 22$ , $\Delta S^\ddagger = -20$	82
$Co(NH_3)_5(oxH)^{2+}$	1.0	7.0	-	$2.0 \times 10^{-7}$	22.7	-14	S	96
$Co(NH_3)_5(OSO_3)^+$	1.0	0-2.3	(Na,H)ClO <sub>4</sub>	$9.5 \times 10^{-7}$	28.4	9.2	S	102
$cis-Co(en)_2(NO_2)_2^+$	3.5	<0	(Na,H)ClO <sub>4</sub>	$1.4 \times 10^{-5}$	25.0	3.1	S	218
$cis-Co(en)_2(N_3)_2^+$	-	-	-	$2.4 \times 10^{-4}$	26.1	12.5	S	218

$cis\text{-Co(en)}_2(\text{OCOH})_2^+$	0.1	1-4	(Na,H)ClO <sub>4</sub>	$4.4 \times 10^{-3}$	13	-27	S	359
$cis\text{-Co(en)}_2(\text{OCOCH}_3)_2^+$	0.1	1-4	(Na,H)ClO <sub>4</sub>	$1.2 \times 10^{-1}$	-	-	I	359
$cis\text{-Co(en)}_2(\text{OCOCH}_2\text{C}(\text{CH}_3)_2)^+$	0.1	1-4	(Na,H)ClO <sub>4</sub>	$9.6 \times 10^{-2}$	17	-7	S	359
$cis\text{-Co(en)}_2(\text{OCOC}_6\text{H}_5)_2^+$	0.1	1-4	(Na,H)ClO <sub>4</sub>	$2.5 \times 10^{-2}$	13	-24	S	359
$cis\text{-Co(en)}_2(\text{OCOCCH}_3)_2^+$	0.1	1-4	(Na,H)ClO <sub>4</sub>	$1.1 \times 10^{-3}$	-	-	S	359
$cis\text{-Co(phen)}_2\text{CO}_3^+$	1.0	~0~1.2	(Na,H)Cl	$1.5 \times 10^{-4}$	<u>20.4</u>	<u>-8.6</u>	S; ring opening with CoO	343
$cis\text{-Co(bipy)}_2\text{CO}_3^+$	1.0	~0~1.2	(Na,H)Cl	$2.2 \times 10^{-4}$	<u>22.3</u>	<u>-1.5</u>	S; ring opening with CoO	343
$cis\text{-Co(tren)}\text{F}_2^+$	0.5	0.35-1.35	(Na,H)ClO <sub>4</sub>	$3.5 \times 10^{-3}$	21.0	2.3	S	277
$trans\text{-Co(en)}_2(\text{NO}_2)_2^+$	3.5	<0	(Na,H)ClO <sub>4</sub>	$3.0 \times 10^{-5}$	24.3	2.3	S; 100% <i>trans</i> product	218
$trans\text{-Co(en)}_2(\text{NO}_2)_2^+$	2.5	<0	(Na,H)ClO <sub>4</sub>	$3.5 \times 10^{-5}$	25.6	7.1	S	219
$trans\text{-Co(dipy)}_2(\text{NO}_2)_2^+$	2.5	≤1	(Na,H)NO <sub>3</sub>	$2.2 \times 10^{-7}$	27.4	3.0	S	169
$\text{Co}(\text{CN})_5(\text{OSO}_2)^{4-}$	1.0	-	NaClO <sub>4</sub>	2.5	-	-	S	220
$\text{Rh}(\text{NH}_3)_5(\text{OCOCH}_3)^{2+}$	0.1	1-2	(Na,H)ClO <sub>4</sub>	$5.8 \times 10^{-6}$	23	-4	S	97
$\text{Rh}(\text{NH}_3)_5(\text{OCOC}(\text{CH}_3)_3)^{2+}$	0.1	1-2	(Na,H)ClO <sub>4</sub>	$2.0 \times 10^{-6}$	23	-6	S	97
$\text{Rh}(\text{NH}_3)_5(\text{OSO}_3)^+$	1.0	0.2-2	(Na,H)ClO <sub>4</sub>	$1.1 \times 10^{-6}$	28.5	9.9	S	102
$\text{Ir}(\text{NH}_3)_5(\text{OCOCH}_3)^{2+}$	0.1	1-2	(Na,H)ClO <sub>4</sub>	$9.1 \times 10^{-8}$	25	-8	S	97
$\text{Ir}(\text{NH}_3)_5(\text{OCOCF}_3)^{2+}$	0.1	1-2	(Na,H)ClO <sub>4</sub>	$3.7 \times 10^{-6}$	14	-36	S	97

the experimental results plus other references are summarized in these articles.

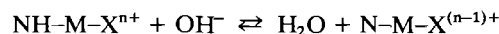
Let us first consider the direct displacement mechanism. The mechanism requires both particles in the transition state with a fair degree of reagent orientation. It is expected from known entropies of activation for associative processes that a value of about  $-15 \text{ cal mol}^{-1} \text{ deg}^{-1}$  for  $\Delta S^\ddagger$  would be found.<sup>25</sup>

The alternative mechanism, designated  $S_N1CB$  (for substitution, nucleophilic, unimolecular, conjugate base), is postulated to be made up of three steps. With  $\text{Co}(\text{NH}_3)_5\text{Br}^{2+}$  as substrate, the steps are as follows:



The first step is a rapid equilibrium (somewhat akin to neutralization of a weak acid). The second step is rate-determining, and it is the unimolecular scission of the intermediate formed in the first step.

A positive  $\Delta S^\ddagger$  value is predicted for the  $S_N1CB$  mechanism. The first step



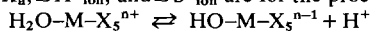
is closely similar to known "neutralization" reactions in the literature; some of these are given in Table VIII along with the estimated values of  $\Delta S^\circ_{\text{neu}}$ . These are positive and large because of the considerable charge neutralization. The second step, which involves some charge separation concurrent with formation of two particles from one, is expected to have a  $\Delta S^\ddagger_2$  near to zero as is the case for aquation of  $\text{Co}(\text{NH}_3)_5\text{X}^{2+}$  where  $\text{X}^-$  is a large leaving group. Using the two values  $\Delta S^\circ_{\text{neu}} = 34$  (average value from Table VIII) and  $\Delta S^\ddagger_2 \approx 0$ , we obtain for  $\Delta S^\ddagger$  an estimated value of  $+34 \text{ cal mol}^{-1} \text{ deg}^{-1}$ .

The bulk of the experimental values for  $\Delta S^\ddagger$  in Data Table IV lie between +20 and +40, and there is

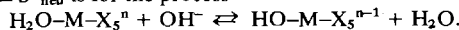
TABLE VIII. Some Entropies of Neutralization of Aquo-complexes.<sup>a,b,c</sup>

Complex	$K_a$	$\Delta H^\circ_{\text{ion}}$	$\Delta S^\circ_{\text{ion}}$	$\Delta S^\circ_{\text{neu}}$
$\text{V}(\text{H}_2\text{O})_6^{3+}$	$2 \times 10^{-3}$	10	20	39
$\text{Cr}(\text{H}_2\text{O})_6^{3+}$	$2 \times 10^{-4}$	9.4	14	33
$\text{Mn}(\text{H}_2\text{O})_6^{3+}$	$9 \times 10^{-1}$	4.8	15.7	35
$\text{Fe}(\text{H}_2\text{O})_6^{3+}$	$6 \times 10^{-3}$	12.3	31	50
$\text{Co}(\text{H}_2\text{O})_6^{3+}$	$2 \times 10^{-2}$	10	25	44
$\text{Rh}(\text{H}_2\text{O})_6^{3+}$	$4 \times 10^{-4}$	4.3	-1	18
$\text{Rh}(\text{NH}_3)_5\text{OH}_2^{3+}$	$4 \times 10^{-7}$	6	-9	10

<sup>a</sup>  $K_a$ ,  $\Delta H^\circ_{\text{ion}}$ , and  $\Delta S^\circ_{\text{ion}}$  are for the process



<sup>b</sup>  $\Delta S^\circ_{\text{neu}}$  is for the process



<sup>c</sup> Data from text ref. 25.

DATA TABLE IV. Base Hydrolysis.

Complex	$\mu(M)$	pH	Medium	k	$\Delta H^\ddagger$	$\Delta S^\ddagger$	Comments	Table Ref. No.
$Cr(H_2O)_5py^3+$	1.0	0-3	(Na,H)ClO <sub>4</sub>	$9.9 \times 10^3$	22.3	34.5	S	325
$Cr(H_2O)_5Cl^2+$	1.0	0-1.7	(Li,H)ClO <sub>4</sub>	$2.8 \times 10^6$	16.1	25.0	S; see below*	9
$Cr(H_2O)_5Br^2+$	1.0	0-1.3	(Li,H)ClO <sub>4</sub>	$9.2 \times 10^7$	13.8	24.0	T; see below*	10
$Cr(H_2O)_5Br^2+$	2.0	-	-	$1.1 \times 10^8$ (30°C)	-	-	S; see below*	11
$Cr(H_2O)_5I^2+$	1.0	0-0.7	(Li,H)ClO <sub>4</sub>	$(4.0 \times 10^9)$	7.3	9.9	S,T; see below*	12
$Cr(H_2O)_5I^2+$	1.07	0-0.6	(Na,H)ClO <sub>4</sub>	$8.2 \times 10^9$ (30°C)	-	-	S; see below*	13
$Cr(H_2O)_5I^2+$	1.0	0-1.7	(Li,H)ClO <sub>4</sub>	$3.4 \times 10^9$	15.6	37.2	S; see below*	9
$Cr(H_2O)_5SCN^2+$	1.0	2	(Na,H)ClO <sub>4</sub>	$2.7 \times 10^8$	14.5	31.0(28.7)	S; see below*	18
$Cr(H_2O)_5N_3^2+$	1.0	0.4-2.15	(Li,H)ClO <sub>4</sub>	$2.1 \times 10^3$	23.9	36.6	S; see below*	15
$Cr(H_2O)_5ONO_2^2+$	1.0	0-1.1	(Li,H)ClO <sub>4</sub>	$1.0 \times 10^8$	11.6	17.1	S; see below*	20
$Cr(H_2O)_5ONO_2^2+$	1.0	0-1.1	(Li,H)ClO <sub>4</sub>	$1.4 \times 10^7$	-	-	S; see below*	19
$Cr(H_2O)_5OSO_3^+$	1.0	0-1.3	LiClO <sub>4</sub>	$3.2 \times 10^5$	14.4	14.9	S; see below*	24
$cis + trans-Cr(H_2O)_4(NCS)SCN^+$	1.0	0-1	(Na,H)ClO <sub>4</sub>	$7.3 \times 10^8$	11.6	21.9	S	331
$trans(?) - Cr(H_2O)_4Cl_2^+$	0.5	10-3.7	(Na,H)Cl	$2.6 \times 10^7$	-	-	S	28
$Cr(NH_3)_5F^2+$	0.1	-	Na(NO <sub>3</sub> ,OH)	$2.7 \times 10^{-6}$	23.2	-6.2	T	38
$Cr(NH_3)_5F^2+$	0.1	13	NaOH	$3.2 \times 10^{-7}$	32.4	20.6	P	338
$Cr(NH_3)_5F^2+$	0.11	-	EtOH-H <sub>2</sub> O	$6.3 \times 10^{-6}$	25.5	3.2	T	45
$Cr(NH_3)_5Cl^2+$	0.1	11.5-13	1:4.5 Na(ClO <sub>4</sub> ,OH)	$1.8 \times 10^{-3}$	26.1	16.5	P	41
$Cr(NH_3)_5Cl^2+$	0.11	-	MeOH-H <sub>2</sub> O	$2.5 \times 10^{-3}$	27.7	22.5	T	45
$Cr(NH_3)_5Cl^2+$	0.11	-	EtOH-H <sub>2</sub> O	$5.2 \times 10^{-3}$	27.6	23.6	T	45
$Cr(NH_3)_5B^2+$	0.1	11.5-13	1:4.5 Na(ClO <sub>4</sub> ,OH)	$7.2 \times 10^{-2}$	25.7	22.5	P	41
$Cr(NH_3)_5I^2+$	0.1	$\geq 11.5$	Na(ClO <sub>4</sub> ,OH)	3.7	26.2	26.8	P	41
$Cr(NH_3)_5N_3^2+$	0.2	0.7-1.3	Na(ClO <sub>4</sub> ,OH)	$1.8 \times 10^{-5}$	24.9	2.9	S, (10° range)	326
$Cr(NH_3)_5NCS^+$	0	-	-	$8.1 \times 10^{-6}$	35.0	35.6	S,T	46
$Cr(NH_3)_5NCS^+$	0-0.5	7-13.7	NaOH	$2.3 \times 10^{-6}$	31.4	21	S	213
$cis-Cr(en)_2F_2^+$	0.010	7.9	Buffer	210(40.5°C)	-	-	T	214
$cis-Cr(en)_2Cl_2^+$	0.10	11.3-14	B(OH) <sub>4</sub> /H <sub>3</sub> BO <sub>3</sub> B(OH) <sub>4</sub> /H <sub>3</sub> BO <sub>3</sub>	$2.7 \times 10^{-2}$	-	-	T	55
$cis-Cr(en)_2OHCl^+$	0.10	10.1-10.7	Na(NO <sub>3</sub> ,OH)	2.2	-	-	S; 96% cis prod	57
$trans-Cr(en)_2Cl_2^+$	0.10	11.3-14	Na(ClO <sub>4</sub> ,OH)	$3.7 \times 10^{-2}$	-	-	T	55
$trans-Cr(en)_2OHCl^+$	0.10	9.8-10.8	Na(NO <sub>3</sub> ,OH)	$< 3 \times 10^{-3}$	-	-	S; 87% trans product	57
$Fe(OH)_2Cl^2+$	3.0	<0.6	Na(ClO <sub>4</sub> ,OH)	$3.4 \times 10^{14}$	-	-	S; note unusual k	73
$Co(NH_3)_5F^2+$	0(ext)	-	(Na,H)ClO <sub>4</sub>	$1.3 \times 10^{-2}$	26.1	20.4	T	222

\* Original results given by rate law  $k = k_1[H^+]^{-1}$ . Activation parameters and rate constants are corrected for the  $k_w$ ,  $\Delta H^\ddagger$  and  $\Delta S^\ddagger$  of the process  $H_2O \rightleftharpoons H^+ + OH^-$ ,  $k_w = 1.0 \times 10^{-14}$ ,  $\Delta H^\ddagger = 13.3$ ,  $\Delta S^\ddagger = -19.3$ .



Co(NH <sub>3</sub> ) <sub>5</sub> F <sup>2+</sup>	0.11	-	MeOH-H <sub>2</sub> O 1:4.5	1.0 × 10 <sup>-2</sup>	26.4	20.9	T	45
Co(NH <sub>3</sub> ) <sub>5</sub> F <sup>2+</sup>	0.11	-	EtOH-H <sub>2</sub> O 1:4.5	2.1 × 10 <sup>-2</sup>	26.5	22.7	T	45
Co(NH <sub>3</sub> ) <sub>5</sub> Cl <sup>2+</sup>	0(ext)	-	-	1.5	27.6	30.7(34.8)	T	222
Co(MH <sub>3</sub> ) <sub>5</sub> Cl <sup>2+</sup>	0.1	12-14	Na(ClO <sub>4</sub> , OH)	0.61	-	-	S <sub>SF</sub>	223
Co(NH <sub>3</sub> ) <sub>5</sub> Cl <sup>2+</sup>	0.05-0.005	11.7-12.7	NaOH	0.81	28.7	37	S	85
Co(NH <sub>3</sub> ) <sub>5</sub> Cl <sup>2+</sup>	0(ext)	-	NaOH	1.6	26.6	31.6	S; (13.4° range)	224
Co(NH <sub>3</sub> ) <sub>5</sub> Br <sup>2+</sup>	0(ext)	-	-	6.2	27.6	37.7	T	222
Co(NH <sub>3</sub> ) <sub>5</sub> Br <sup>2+</sup>	1.0	12.0-13.4	Na(ClO <sub>4</sub> , OH)	1.4	-	-	S <sub>SF</sub>	223
Co(NH <sub>3</sub> ) <sub>5</sub> Br <sup>2+</sup>	0.05-0.005	11.7-12.7	NaOH	6.0	23.5	23	S	85
Co(NH <sub>3</sub> ) <sub>5</sub> Br <sup>2+</sup>	0(ext)	-	NaOH	8.9	27.0	36.4	S	225
Co(NH <sub>3</sub> ) <sub>5</sub> Br <sup>2+</sup>	variable	10	NaOH	5.2	-	-	S	226
		(initial)		(30°C)				
Co(NH <sub>3</sub> ) <sub>5</sub> Br <sup>2+</sup>	0(ext)	-	NaOH	10	-	-	S	227
Co(NH <sub>3</sub> ) <sub>5</sub> I <sup>2+</sup>	0.1	-	Na(ClO <sub>4</sub> , OH)	6.3	27.2	36.4	pH stat	228
Co(NH <sub>3</sub> ) <sub>5</sub> I <sup>2+</sup>	0(ext)	-	-	17.4	27.2	38.4	S	229
Co(NH <sub>3</sub> ) <sub>5</sub> I <sup>2+</sup>	1.0	-	NH <sub>4</sub> ClO <sub>4</sub> , NH <sub>3</sub>	3.70	21	19(14.5)	S	90
Co(NH <sub>3</sub> ) <sub>5</sub> I <sup>2+</sup>	0(ext)	-	-	23	28.3	42.6	T	222
Co(NH <sub>3</sub> ) <sub>5</sub> NO <sub>2</sub> <sup>2+</sup>	0(ext)	-	-	4.2 × 10 <sup>-6</sup>	37.4	42.4	S, T	230
Co(NH <sub>3</sub> ) <sub>5</sub> N <sub>3</sub> <sup>2+</sup>	0(ext)	-	-	3.0 × 10 <sup>-4</sup>	32.6	34.7	S, T	91
Co(NH <sub>3</sub> ) <sub>5</sub> NCS <sup>2+</sup>	0(ext)	-	-	5.0 × 10 <sup>-4</sup>	34.0	40.4	S, T	46
Co(NH <sub>3</sub> ) <sub>5</sub> NCS <sup>2+</sup>	0.007	11.3	NaOH	1.4 × 10 <sup>-3</sup>	21.6	1.9	K	231
Co(NH <sub>3</sub> ) <sub>5</sub> ONO <sup>2+</sup>	0.1	-	NaClO <sub>4</sub>	15	28.1	41.0	pH stat	228
Co(NH <sub>3</sub> ) <sub>5</sub> ONO <sup>2+</sup>	0.12	-	LiClO <sub>4</sub> , NaOH	12	28.8	43	S	94
Co(NH <sub>3</sub> ) <sub>5</sub> (NH <sub>2</sub> SO <sub>3</sub> ) <sup>2+</sup>	1.0	-	NaClO <sub>4</sub>	1.0 × 10 <sup>2</sup>	32	58	S	99
Co(NH <sub>3</sub> ) <sub>5</sub> (NH <sub>2</sub> SO <sub>3</sub> ) <sup>2+</sup>	1.0	13.5-14.0	Na(ClO <sub>4</sub> , OH)	2.5 × 10 <sup>-7</sup>	41.2	46	S	99
Co(NH <sub>3</sub> ) <sub>5</sub> OCOC <sub>2</sub> H <sub>4</sub> Cl <sup>2+</sup>	1.0	13.0-13.1	Na(Cl, OH)	5.8 × 10 <sup>-3</sup>	28.9	28.8	S	98
Co(NH <sub>3</sub> ) <sub>5</sub> OCOC <sub>2</sub> H <sub>4</sub> Cl <sup>2+</sup>	1.0	12.8-13.5	Na(Cl, OH)	2.2 × 10 <sup>-2</sup>	23.3	12.5	S	98
Co(NH <sub>3</sub> ) <sub>5</sub> OCOCF <sub>3</sub> <sup>2+</sup>	1.0	-	Na(Cl, OH)	2.1 × 10 <sup>-2</sup>	22.7	10	S	232
Co(NH <sub>3</sub> ) <sub>5</sub> OCOCF <sub>3</sub> <sup>2+</sup>	1.0	-	Na(Cl, OH)	1.6 × 10 <sup>-2</sup>	27	24	-CoO	233
Co(NH <sub>3</sub> ) <sub>5</sub> OCO <sub>2</sub> <sup>+</sup>	1.0	12.3-14.0	Na(NO <sub>3</sub> , OH)	3.3 × 10 <sup>-6</sup>	30.0	18	S	234
Co(NH <sub>3</sub> ) <sub>5</sub> (ox) <sup>+</sup>	1.0	13.0-14.0	Na(Cl, OH)	2.5 × 10 <sup>-4</sup>	31.7	32.2	S	235
Co(NH <sub>3</sub> ) <sub>5</sub> (mal) <sup>+</sup>	1.0	13.6-14.0	Na(Cl, OH)	2.8 × 10 <sup>-5</sup>	28.0	14.4	S	235
Co(NH <sub>3</sub> ) <sub>5</sub> (fumarate) <sup>+</sup>	1.0	13.6-14.0	Na(Cl, OH)	8.0 × 10 <sup>-5</sup>	28.5	18.3	S	235
Co(NH <sub>3</sub> ) <sub>5</sub> OSO <sub>3</sub> <sup>+</sup>	1.0	13.3-12.7	Na(ClO <sub>4</sub> , OH)	4.9 × 10 <sup>-2</sup>	26.3	24.0	S	99
Co(NH <sub>3</sub> ) <sub>5</sub> OS <sub>2</sub> O <sub>2</sub> <sup>+</sup>	1.0	12.6-13.3	NaOH, NH <sub>4</sub> NO <sub>3</sub>	6 × 10 <sup>-5</sup>	27.6	14.4	T	103
Co(NH <sub>3</sub> ) <sub>5</sub> OS <sub>2</sub> O <sub>2</sub> <sup>+</sup>	0(ext)	-	-	1.1 × 10 <sup>-4</sup>	30.4	25.7	R	337
Co(NH <sub>3</sub> ) <sub>5</sub> OPO <sub>3</sub>	1.0	11-12.6	Na(ClO <sub>4</sub> , OH)	5.0 × 10 <sup>-7</sup>	36.8	36.0	R	95
Co(en) <sub>3</sub> <sup>3+</sup>	>0.1	>13	NaOH	(1.1 × 10 <sup>-9</sup> )	38.6	30	S	221
cis-Co(en) <sub>2</sub> NH <sub>3</sub> NO <sub>2</sub> <sup>2+</sup>	0.033-0.1	12.5-13.0	NaOH	5.1 × 10 <sup>-5</sup>	33.3	33.5	T	236
cis-Co(en) <sub>2</sub> NH <sub>3</sub> NCS <sup>2+</sup>	0.033-0.1	12.5-13.0	NaOH	2.9 × 10 <sup>-3</sup>	30.6	32.5	S; 90% cis prod.	237
cis-Co(en) <sub>2</sub> NH <sub>3</sub> Cl <sup>2+</sup>	0.10	9.2-9.8	KCl	8.1	-	-	T; 100% cis prod.	238
cis-Co(en) <sub>2</sub> (NH <sub>2</sub> OH)Cl <sup>2+</sup>	0.1	11.5-12	NaClO <sub>4</sub>	7.0	23.4	23.8	T	111
cis-Co(en) <sub>2</sub> (NH <sub>2</sub> OH)Br <sup>2+</sup>	0.1	11.5-12	NaClO <sub>4</sub>	48	23.7	28.7	T	111
cis-Co(en) <sub>2</sub> (NH <sub>2</sub> Me)Cl <sup>2+</sup>	0.10	11.5-12	NaClO <sub>4</sub>	7.3	23.4	23.9	T	111
cis-Co(en) <sub>2</sub> (NH <sub>2</sub> Me)Cl <sup>2+</sup>	0.10	9.2-10.0	KCl	13	-	-	T; 100% cis prod.	238

DATA TABLE IV. (Cont.)

Complex	$\mu$ (M)	pH	Medium	k	$\Delta H^\ddagger$	$\Delta S^\ddagger$	Comments	Table Ref. No.
<i>cis</i> -Co(en) <sub>2</sub> (NH <sub>2</sub> Me)Br <sup>2+</sup>	0.1	11.5-12	NaClO <sub>4</sub>	50	23.7	28.8	T	111
<i>cis</i> -Co(en) <sub>2</sub> (NH <sub>2</sub> Et)Cl <sup>2+</sup>	0.1	11.5-12	NaClO <sub>4</sub>	6.5	23.5	24.0	T	111
<i>cis</i> -Co(en) <sub>2</sub> (NH <sub>2</sub> Et)Cl <sup>2+</sup>	0.1	4.65-5.65	Buffer { (Na,H)OCOCH <sub>3</sub> (Na,H)OCOH	12	25.4	32	T	112
<i>cis</i> -Co(en) <sub>2</sub> (NH <sub>2</sub> Et)Cl <sup>2+</sup>	0.1	9.2-10.2	KCl	13	-	-	T; 100% <i>cis</i> prod.	238
<i>cis</i> -Co(en) <sub>2</sub> (NH <sub>2</sub> Et)Br <sup>2+</sup>	0.1	11.5-12	NaClO <sub>4</sub>	47	23.7	28.6	T	111
<i>cis</i> -Co(en) <sub>2</sub> (NH <sub>2</sub> - <i>n</i> -Pr)Cl <sup>2+</sup>	0.1	11.5-12	NaClO <sub>4</sub>	11	23.4	24.8	T	111
<i>cis</i> -Co(en) <sub>2</sub> (NH <sub>2</sub> - <i>n</i> -Pr)Cl <sup>2+</sup>	0.1	9.2-10.0	K(Cl,NO <sub>3</sub> )	13	-	-	T; 100% <i>cis</i> prod.	238
<i>cis</i> -Co(en) <sub>2</sub> (NH <sub>2</sub> - <i>n</i> -Pr)Br <sup>2+</sup>	0.1	11.5-12	NaClO <sub>4</sub>	2.7 × 10 <sup>2</sup>	23.7	32.1	T	111
<i>cis</i> -Co(en) <sub>2</sub> (NH <sub>2</sub> - <i>i</i> -Pr)Cl <sup>2+</sup>	0.1	11.5-12	NaClO <sub>4</sub>	17	23.4	25.6	T	111
<i>cis</i> -Co(en) <sub>2</sub> (NH <sub>2</sub> - <i>i</i> -Pr)Cl <sup>2+</sup>	0.1	8.8-9.6	KCl	52	-	-	T; 100% <i>cis</i> prod.	238
<i>cis</i> -Co(en) <sub>2</sub> (NH <sub>2</sub> - <i>i</i> -Pr)Br <sup>2+</sup>	0.1	11.5-12	NaClO <sub>4</sub>	4.2 × 10 <sup>2</sup>	23.7	33	T	111
<i>cis</i> -Co(en) <sub>2</sub> (NH <sub>2</sub> - <i>n</i> -Bu)Cl <sup>2+</sup>	0.1	9.2-10.0	KCl	13	-	-	T; 100% <i>cis</i> prod.	238
<i>cis</i> -Co(en) <sub>2</sub> (NH <sub>2</sub> - <i>n</i> -Bu)Cl <sup>2+</sup>	0.5	12.4-13.7	KCl-NaOH	6.5	-	-	S <sub>sf</sub>	239
<i>cis</i> -Co(en) <sub>2</sub> (NH <sub>2</sub> -Allyl)Cl <sup>2+</sup>	0.1	11.5-12	NaClO <sub>4</sub>	6.4	23.4	23.7	T	111
<i>cis</i> -Co(en) <sub>2</sub> (NH <sub>2</sub> -Allyl)Br <sup>2+</sup>	0.1	11.5-12	NaClO <sub>4</sub>	1.2 × 10 <sup>2</sup>	23.8	30.8	T	111
<i>cis</i> -Co(en) <sub>2</sub> (NH <sub>2</sub> CH <sub>2</sub> CH <sub>2</sub> OH)Cl <sup>2+</sup>	0.1	9.0-9.6	KCl	20	-	-	T; 100% <i>cis</i> prod.	238
<i>cis</i> -Co(en) <sub>2</sub> (NH <sub>2</sub> (CH <sub>2</sub> ) <sub>3</sub> CH <sub>2</sub> OH)Cl <sup>2+</sup>	-	-	-	2.7 × 10 <sup>-1</sup>	-	-	S,T	347
<i>cis</i> -Co(en) <sub>2</sub> (NH <sub>2</sub> (CH <sub>2</sub> ) <sub>4</sub> CH <sub>2</sub> OH)Cl <sup>2+</sup>	-	-	-	2.7 × 10 <sup>-1</sup>	-	-	S,T	347
<i>cis</i> -Co(en) <sub>2</sub> (NH <sub>2</sub> (CH <sub>2</sub> ) <sub>5</sub> CH <sub>2</sub> OH)Cl <sup>2+</sup>	-	-	-	2.5 × 10 <sup>-1</sup>	-	-	S,T	347
<i>cis</i> -Co(en) <sub>2</sub> (NH <sub>2</sub> -Prop-2-ynyl)Cl <sup>2+</sup>	0.1	11.5-12	NaClO <sub>4</sub>	3.3	23.4	22.3	T	111
<i>cis</i> -Co(en) <sub>2</sub> (NH <sub>2</sub> -Prop-2-ynyl)Br <sup>2+</sup>	0.1	11.5-12	NaClO <sub>4</sub>	57	23.7	29.0	T	111
<i>cis</i> -Co(en) <sub>2</sub> (NH <sub>2</sub> (CH <sub>2</sub> ) <sub>5</sub> COOMe)Cl <sup>2+</sup>	0.1	12.4-13	borax buffers	14	-	-	S <sub>sf</sub> , pH stat	361
<i>cis</i> -Co(en) <sub>2</sub> (NH <sub>2</sub> (CH <sub>2</sub> ) <sub>5</sub> COO <sup>-</sup> )Cl <sup>2+</sup>	0.1	11-11.5	borax buffers	1.5 × 10 <sup>-1</sup>	-	-	S <sub>sf</sub> , pH stat	361
<i>cis</i> -Co(en) <sub>2</sub> pyCl <sup>2+</sup>	-	-	-	1.6 × 10 <sup>-3</sup>	-	-	T	159
<i>cis</i> -Co(en) <sub>2</sub> (β-pic)Cl <sup>2+</sup>	-	-	-	1.3 × 10 <sup>-3</sup>	-	-	T	159
<i>cis</i> -Co(en) <sub>2</sub> (γ-pic)Cl <sup>2+</sup>	-	-	-	1.3 × 10 <sup>-3</sup>	-	-	T	159
<i>cis</i> -Co(en) <sub>2</sub> (γ-CH <sub>3</sub> O-py)Cl <sup>2+</sup>	-	-	-	1.2 × 10 <sup>-3</sup>	-	-	T	159
<i>cis</i> -Co(en) <sub>2</sub> Cl <sub>2</sub> <sup>+</sup>	0.001-0.01	11.0-12.0	NaOH	7.1 × 10 <sup>2</sup>	24.0	35.0	T; 37% <i>cis</i> prod.	240
<i>cis</i> -Co(en) <sub>2</sub> ClBr <sup>+</sup>	0.001-0.01	11.0-12.0	NaOH	2.6 × 10 <sup>3</sup>	22.5	32.6	T; 30% <i>cis</i> prod.	240
<i>cis</i> -Co(en) <sub>2</sub> BrCl <sup>+</sup>	0.001-0.01	11.0-12.0	NaOH	8.4 × 10 <sup>2</sup>	22.1	29.0	T; 40% <i>cis</i> prod.	240
<i>cis</i> -Co(en) <sub>2</sub> (OH)F <sup>+</sup>	0.10	11.5-12.0	Na(NO <sub>3</sub> ,OH)	1.2 × 10 <sup>-1</sup>	22.7	13.4	T	129
<i>cis</i> -Co(en) <sub>2</sub> (OH)Cl <sup>+</sup>	0.001-0.01	11.0-12.0	NaOH	12	21.8	19.5	T; 97% <i>cis</i> prod.	240
<i>cis</i> -Co(en) <sub>2</sub> (OH)Br <sup>+</sup>	0.001-0.01	11.0-12.0	NaOH	86	21.9	23.8	T; 96% <i>cis</i> prod.	240
<i>cis</i> -Co(en) <sub>2</sub> (OH)(NO <sub>2</sub> ) <sup>+</sup>	0.10	13.0	NaOH	-	30.3	-	S	236
<i>cis</i> -Co(en) <sub>2</sub> (OH)(NO <sub>2</sub> ) <sup>+</sup>	0.050-0.10	12.7-13.0	NaOH	2.5 × 10 <sup>-4</sup>	-	-	T	241
<i>cis</i> -Co(en) <sub>2</sub> (OH)(NO <sub>2</sub> ) <sup>+</sup>	0.05	12.7	NaOH	2.8 × 10 <sup>-3</sup>	-	-	S,T	138
<i>cis</i> -Co(en) <sub>2</sub> (OH)NCS <sup>+</sup>	-	12-12.3	NaOH	2.3 × 10 <sup>-3</sup>	-	-	T	242
<i>cis</i> -Co(en) <sub>2</sub> (OH)(NCS) <sup>+</sup>	0.050-0.1	12-12.3	NaOH	1.6 × 10 <sup>-2</sup>	-	-	T	241

<i>cis</i> -Co(en) <sub>2</sub> (OH)(OCOCH <sub>3</sub> ) <sup>+</sup>	0.014	12.0	NaOH	8.2 × 10 <sup>-3</sup>	25.8	15.8(18.5)	T; 95% <i>cis</i> prod.	243
<i>cis</i> -Co(en) <sub>2</sub> (OH)mal	—	12-14	NaOH	4.3 × 10 <sup>-4</sup>	26.5	14.9	S	245
<i>cis</i> -Co(en) <sub>2</sub> (N <sub>3</sub> )N <sub>3</sub> <sup>+</sup>	0.05	12.7	NaOH	6.6 × 10 <sup>-3</sup>	—	—	S, T; 55% <i>cis</i> prod.	138
<i>cis</i> -Co(en) <sub>2</sub> (N <sub>3</sub> )NCS <sup>+</sup>	—	—	—	2.7 × 10 <sup>-3</sup>	—	—	T; 100% <i>cis</i> prod.	242
<i>cis</i> -Co(en) <sub>2</sub> (NO <sub>2</sub> )Cl <sup>+</sup>	0.001-0.01	11.0-12.0	NaOH	1.2	22.5	17.3	T; 67% <i>cis</i> prod.	240
<i>cis</i> -Co(en) <sub>2</sub> (NO <sub>2</sub> )NO <sub>2</sub> <sup>+</sup>	0.033-0.10	12.5-13.0	NaOH	3.7 × 10 <sup>-5</sup>	31.9	28.2	T	236
<i>cis</i> -Co(en) <sub>2</sub> (NO <sub>2</sub> )NCS <sup>+</sup>	0.050-0.10	12.7-13.0	NaOH	4.3 × 10 <sup>-4</sup>	29.6	25.4	T; 45-55% <i>cis</i> prod.	241
<i>cis</i> -Co(en) <sub>2</sub> (NCS)N <sub>3</sub> <sup>+</sup>	—	—	—	6.0 × 10 <sup>-3</sup>	—	—	T; 65-70% <i>cis</i> prod.	242
<i>cis</i> -Co(en) <sub>2</sub> (NCS)NO <sub>2</sub> <sup>+</sup>	0.05-0.10	12.7-13.0	NaOH	1.5 × 10 <sup>-3</sup>	—	—	T	241
<i>cis</i> -Co(en) <sub>2</sub> (NCS)NCS <sup>+</sup>	0.01-0.05	12.0-12.7	NaOH	4.6 × 10 <sup>-2</sup>	29.3	33.6	T	237
<i>cis</i> -Co(en) <sub>2</sub> (OCOCH <sub>3</sub> ) <sub>2</sub> <sup>+</sup>	0.014	12.0	NaOH	2.4 × 10 <sup>-2</sup>	25.6	18.4	T; <i>cis</i> prod.	243
Co(en) <sub>2</sub> O <sub>2</sub> CO <sup>+</sup>	1.0	11.1-14	Na(ClO <sub>4</sub> , OH)	2.7 × 10 <sup>-3</sup>	22.0	3.6	S; CoO	145
Co(en) <sub>2</sub> ox <sup>+</sup>	0.01-0.03	12.0-12.5	NaOH	1.3 × 10 <sup>-5</sup>	33.4	31.2	S, P <sub>m</sub>	244
Co(en) <sub>2</sub> ox <sup>+</sup>	3.4	14	NaOH	5.3 × 10 <sup>-3</sup>	—	—	S; The rate const. refers to the formation of <i>cis</i> -Co(en) <sub>2</sub> (OH)ox	362
Co(en) <sub>2</sub> mal <sup>+</sup>	—	12-14	NaOH	2.8 × 10 <sup>-4</sup>	29.1	22.8	S	363
<i>trans</i> -Co(NH <sub>3</sub> ) <sub>4</sub> (NO <sub>2</sub> )Cl <sup>+</sup>	0.3	13.0-13.5	Na(NO <sub>3</sub> , OH)	1.4 × 10 <sup>-1</sup>	24.3	19.2	S; 100% <i>trans</i> prod.	333
<i>trans</i> -Co(NH <sub>3</sub> ) <sub>k</sub> (NO <sub>2</sub> )Br <sup>+</sup>	0.3	13.0-13.5	Na(NO <sub>3</sub> , OH)	3.7 × 10 <sup>-1</sup>	20.4	8.2	S; 100% <i>trans</i> prod.	333
<i>trans</i> -Co(NH <sub>3</sub> ) <sub>k</sub> (NCS)Cl <sup>+</sup>	0.21	—	{ Piperidine, 2,6-dimethylpyridine-HNO <sub>3</sub> buffers	4.8	29.6	44	S	346
<i>trans</i> -Co(en) <sub>2</sub> (NH <sub>3</sub> )NO <sub>2</sub> <sup>2+</sup>	0.033-0.10	12.5-13.0	NaOH	7.6 × 10 <sup>-5</sup>	33.3	34.3	T	236
<i>trans</i> -Co(en) <sub>2</sub> (NH <sub>3</sub> )NCS <sup>2+</sup>	0.050-0.10	12.7-13.0	NaOH	5.9 × 10 <sup>-3</sup>	31.8	38.0	S; 30% <i>trans</i> prod.	237
<i>trans</i> -Co(en) <sub>2</sub> F <sub>2</sub> <sup>+</sup>	—	—	—	64	—	—	S	128
<i>trans</i> -Co(en) <sub>2</sub> Cl <sub>2</sub> <sup>+</sup>	0.0010-0.010	11.0-12.0	NaOH	3.2 × 10 <sup>3</sup>	22.6	33.3	T; 95% <i>trans</i> prod.	240
<i>trans</i> -Co(en) <sub>2</sub> CIBr <sup>+</sup>	0.0010-0.010	11.0-12.0	NaOH	1.2 × 10 <sup>4</sup>	23.6	39.3	T; 95% <i>trans</i> prod.	240
<i>trans</i> -Co(en) <sub>2</sub> Br <sub>2</sub> <sup>+</sup>	—	—	—	1.2 × 10 <sup>4</sup>	—	—	S	128
<i>trans</i> -Co(en) <sub>2</sub> BrCl <sup>+</sup>	0.0010-0.010	11.0-12.0	NaOH	5.3 × 10 <sup>3</sup>	24.3	40.0	T; 100% <i>trans</i> prod.	240
<i>trans</i> -Co(en) <sub>2</sub> (OH)F <sup>+</sup>	0.10	13	Na(NO <sub>3</sub> , OH)	9.0 × 10 <sup>-3</sup>	23.3	10.3	T; 11% <i>trans</i> prod.	129
<i>trans</i> -Co(en) <sub>2</sub> (OH)Cl <sup>+</sup>	0.0010-0.010	11.0-12.0	NaOH	5.6 × 10 <sup>-1</sup>	22.2	14.8	T; 6% <i>trans</i> prod.	240
<i>trans</i> -Co(en) <sub>2</sub> (OH)Br <sup>+</sup>	0.0010-0.010	11.0-12.0	NaOH	7.0	23.1	22.8	T; 10% <i>trans</i> prod.	240
<i>trans</i> -Co(en) <sub>2</sub> (NH <sub>3</sub> )NCS <sup>2+</sup>	0.050-0.10	12.7-13.0	NaOH	5.9 × 10 <sup>-3</sup>	31.8	38.0	S; 30% <i>trans</i> prod.	237
<i>trans</i> -Co(en) <sub>2</sub> F <sub>2</sub> <sup>+</sup>	—	—	—	64	—	—	S	128
<i>trans</i> -Co(en) <sub>2</sub> Cl <sub>2</sub> <sup>+</sup>	0.001-0.01	11-12	NaOH	3.2 × 10 <sup>3</sup>	22.6	33.3	T; 95% <i>trans</i> prod.	240
<i>trans</i> -Co(en) <sub>2</sub> (OH)NO <sub>2</sub> <sup>+</sup>	0.033-0.10	12.5-13.0	NaOH	7.2 × 10 <sup>-6</sup>	28.0	11.9	T	236
<i>trans</i> -Co(en) <sub>2</sub> (OH)NO <sub>2</sub> <sup>+</sup>	0.05-0.10	12.7-13.0	NaOH	3.5 × 10 <sup>-5</sup>	—	—	T	241
<i>trans</i> -Co(en) <sub>2</sub> (OH)N <sub>3</sub> <sup>+</sup>	0.05	12.7	NaOH	1.2 × 10 <sup>-3</sup>	—	—	S, T	138
<i>trans</i> -Co(en) <sub>2</sub> (OH)N <sub>3</sub> <sup>+</sup>	—	—	—	1.2 × 10 <sup>-3</sup>	—	—	T	242
<i>trans</i> -Co(en) <sub>2</sub> (OH)NCS <sup>+</sup>	0.05-0.10	12.7-13.0	NaOH	4.3 × 10 <sup>-4</sup>	—	—	T	241
<i>trans</i> -Co(en) <sub>2</sub> (OH)NCS <sup>+</sup>	—	—	—	7.0 × 10 <sup>-5</sup>	—	—	T	242
<i>trans</i> -Co(en) <sub>2</sub> (OH)OCOCH <sub>3</sub> <sup>+</sup>	0.014	12.0	NaOH	1.3 × 10 <sup>-3</sup>	27.8	21.4	T; 5% <i>trans</i> prod.	243
<i>trans</i> -Co(en) <sub>2</sub> (CN)Cl <sup>+</sup>	0.010	12.0	NaOH	4.9	22.6	20.6	T; 100% <i>trans</i> prod.	164
<i>trans</i> -Co(en) <sub>2</sub> (CN)Br <sup>+</sup>	0.005	11.7	NaOH	67	22.8	26.3	T; 100% <i>trans</i> prod.	166
<i>trans</i> -Co(en) <sub>2</sub> (NO <sub>2</sub> )Cl <sup>+</sup>	0.0010-0.010	11.0-12.0	NaOH	3.7	23.8	23.9	T; 94% <i>trans</i> prod.	240
<i>trans</i> -Co(en) <sub>2</sub> (NO <sub>2</sub> ) <sub>2</sub> <sup>+</sup>	0.033-0.10	12.5-13.0	NaOH	1.6 × 10 <sup>-4</sup>	30.0	24.7	T; 85-90% <i>trans</i> prod.	236
<i>trans</i> -Co(en) <sub>2</sub> (NO <sub>2</sub> )NCS <sup>+</sup>	0.10-0.050	12.7-13.0	NaOH	4.6 × 10 <sup>-4</sup>	31.3	31.2	T; 85-90% <i>trans</i> prod.	241

DATA TABLE IV. (Cont.)

Complex	$\mu(M)$	pH	Medium	k	$\Delta H^\ddagger$	$\Delta S^\ddagger$	Comments	Table Ref. No.
<i>trans</i> -Co(en) <sub>2</sub> N <sub>3</sub> Cl <sup>+</sup>	0.0050	11.7	NaOH	$4.1 \times 10^{-1}$ (0°C)	-	-	S, T; 87% <i>trans</i> prod.	138
<i>trans</i> -Co(en) <sub>2</sub> (N <sub>3</sub> ) <sub>2</sub> <sup>+</sup>	0.025	12.4	NaOH	$1.1 \times 10^{-2}$	-	-	S, T; 70% <i>trans</i> prod.	138
<i>trans</i> -Co(en) <sub>2</sub> (N <sub>3</sub> )NCS <sup>+</sup>	-	-	-	$2.2 \times 10^{-3}$	-	-	T; 60-90% <i>cis</i> prod.	242
<i>trans</i> -Co(en) <sub>2</sub> (NCS)Cl <sup>+</sup>	0.0018-0.0021	11.3	NaOH	13	22.6	22.3	S; 26% <i>trans</i> prod.	165
<i>trans</i> -Co(en) <sub>2</sub> (NCS)NO <sub>2</sub> <sup>+</sup>	0.050-0.10	12.7-13.0	NaOH	$2.0 \times 10^{-4}$	-	-	T	241
<i>trans</i> -Co(en) <sub>2</sub> (NCS)N <sub>3</sub> <sup>+</sup>	-	-	-	$3.3 \times 10^{-3}$	-	-	T; 70% <i>cis</i> prod.	242
<i>trans</i> -Co(en) <sub>2</sub> (NCS) <sub>2</sub> <sup>+</sup>	0.033-0.10	12.5-13.0	NaOH	$6.6 \times 10^{-3}$	33.6	44.2	T; 40% <i>trans</i> prod.	237
<i>trans</i> -Co(en) <sub>2</sub> (OCOCCH <sub>3</sub> )Cl <sup>+</sup>	0.1	1.3-2.3	Na(ClO <sub>4</sub> , OH)	11	22.6	22	S <sub>SF</sub> ; 80% <i>trans</i> prod.	323
<i>trans</i> -Co(en) <sub>2</sub> (OCOCCH <sub>3</sub> ) <sub>2</sub> <sup>+</sup>	0.014	12.0	NaOH	$5.1 \times 10^{-2}$	26.3	23	T; 100% <i>trans</i> prod.	243
<i>trans</i> -Co(en) <sub>2</sub> (OCOPh)Cl <sup>+</sup>	0.1	2.0-2.3	Na(ClO <sub>4</sub> , OH)	7.8	24.8	28	S <sub>SF</sub>	323
<i>trans</i> -Co(en) <sub>2</sub> (OCOPh) <sub>2</sub> <sup>+</sup>	0.0027	11.3	NaOH	$3.2 \times 10^{-2}$	-	-	T	245
<i>trans</i> -Co(Me-en) <sub>2</sub> Cl <sub>2</sub> <sup>+</sup>	-	-	-	$1.2 \times 10^4$	23.3	38.3	T <sub>F</sub>	246
<i>trans</i> -Co(Et-en) <sub>2</sub> Cl <sub>2</sub> <sup>+</sup>	-	-	-	$1.6 \times 10^4$	22.6	36.5	T <sub>F</sub>	246
<i>trans</i> -Co( <i>d,l</i> -pn) <sub>2</sub> Cl <sub>2</sub> <sup>+</sup>	-	-	-	$2.5 \times 10^{-3}$	23.6	36.2	T <sub>F</sub>	243
<i>trans</i> -Co( <i>d,l</i> -bn) <sub>2</sub> Cl <sub>2</sub> <sup>+</sup>	-	-	-	$2.3 \times 10^3$	24.2	38.0	T <sub>F</sub>	246
<i>trans</i> -Co( <i>meso</i> -bn) <sub>2</sub> Cl <sub>2</sub> <sup>+</sup>	-	-	-	$1.0 \times 10^4$	24.0	40.4	T <sub>F</sub>	246
<i>trans</i> -Co( <i>meta</i> )Cl <sub>2</sub> <sup>+</sup>	0.20	5.7-6.8	2,6-lutidine buffer	$5.7 \times 10^5$ (19.8°C)	-	-	S	247
<i>trans</i> -Co( <i>trans</i> -1,4-diene)Cl <sub>2</sub> <sup>+</sup>	0.20	6.0-6.8	HNO <sub>3</sub> /2,6-lutidine buffer	$2.2 \times 10^5$ (19.8°C)	-	-	S	247
<i>trans</i> -Co(cyclam)Cl <sub>2</sub> <sup>+</sup>	0.1	-	LiNO <sub>3</sub>	$6.7 \times 10^4$	-	-	S	168
<i>trans</i> -Co(cyclam)(NO <sub>2</sub> )Cl <sup>+</sup>	0.3	8.4-9.4	Borax buffer	$7.6 \times 10^2$ (26.9°C)	-	-	S <sub>SF</sub> ; 100% <i>trans</i> prod.	348
<i>trans</i> -Co(cyclam)(NO <sub>2</sub> )Br <sup>+</sup>	0.05	7.2-8.0	$\gamma$ -collidine/HNO <sub>3</sub> buffer	$1.0 \times 10^4$ (22.3°C)	-	-	S <sub>SF</sub> ; 100% <i>trans</i> prod.	348
<i>trans</i> -Co(cyclam)(NCS)Cl <sup>+</sup>	0.25	-	$\gamma$ -collidine/HNO <sub>3</sub> buffer	$8.9 \times 10^2$	21.1	25	S	346
Ru(NH <sub>3</sub> ) <sub>5</sub> Cl <sup>2+</sup>	0.002	11.3-11.7	NaOH + CH <sub>3</sub> -C≡C-SO <sub>3</sub> Na	5.2	26.7	34.2	S, T	248
Ru(NH <sub>3</sub> ) <sub>5</sub> Cl <sup>2+</sup>	-	11-12.1	NaOH	5.0 (24.6°C)	-	-	S	180
Ru(NH <sub>3</sub> ) <sub>5</sub> Br <sup>2+</sup>	-	11-12.1	NaOH	18	-	-	S; Preliminary value	180
Ru(NH <sub>3</sub> ) <sub>5</sub> Br <sup>2+</sup>	0.001	11.0-11.4	NaOH + CH <sub>3</sub> -C≡C-SO <sub>3</sub> Na	11.7	22.5	21.8	S, T	248
Ru(NH <sub>3</sub> ) <sub>5</sub> I <sup>2+</sup>	0.002	11.0-11.3	NaOH + CH <sub>3</sub> -C≡C-SO <sub>3</sub> Na	5.3	23.7	24.2	S, T	248
<i>cis</i> -Ru(en) <sub>2</sub> Cl <sub>2</sub> <sup>+</sup>	-	11.3-12.0	-	Fast (0°C)	-	-	S, T	248
<i>cis</i> -Ru(en) <sub>2</sub> Br <sub>2</sub> <sup>+</sup>	-	10.0	-	Fast (0°C)	-	-	S, T	248

<i>cis</i> -Ru(en) <sub>2</sub> (OH)Cl <sup>+</sup>	0.004	11.7–12.0	NaOH + CH <sub>3</sub> -C <sub>6</sub> H <sub>4</sub> -SO <sub>3</sub> Na	0.5	–	–	S, T; 100% <i>cis</i> prod.	248
<i>cis</i> -Ru(en) <sub>2</sub> (OH)Br <sup>+</sup>	0.040	11.4–12.0	NaOH + CH <sub>3</sub> -C <sub>6</sub> H <sub>4</sub> -SO <sub>3</sub> Na	1.42	20.3	10.3	S, T; 100% <i>cis</i> prod.	248
Rh(NH <sub>3</sub> ) <sub>5</sub> Cl <sup>2+</sup>	0.1	–	Na(ClO <sub>4</sub> ,OH)	1.09 × 10 <sup>-4</sup>	27.5	15.6	T	186
Rh(NH <sub>3</sub> ) <sub>5</sub> Cl <sup>+</sup>	0(ext.)	–	NaOH	4.1 × 10 <sup>-4</sup>	27.9	19.5	S	249
Rh(ND <sub>3</sub> ) <sub>5</sub> Cl <sup>2+</sup>	0.1	–	Na(ClO <sub>4</sub> ,OD)	1.8 × 10 <sup>-4</sup>	25.6	9.8	S; D <sub>2</sub> O as solvent, 10° range	339
Rh(NH <sub>3</sub> ) <sub>5</sub> Br <sup>2+</sup>	0.1	–	Na(ClO <sub>4</sub> ,OH)	9.6 × 10 <sup>-5</sup>	29.5	22.1	T	186
Rh(NH <sub>3</sub> ) <sub>5</sub> Br <sup>+</sup>	0(ext.)	–	NaOH	3.5 × 10 <sup>-4</sup>	30.0	26.1	S	249
Rh(ND <sub>3</sub> ) <sub>5</sub> Br <sup>2+</sup>	0.1	–	Na(ClO <sub>4</sub> ,OD)	1.6 × 10 <sup>-4</sup>	26.3	12.9	S; D <sub>2</sub> O as solvent, 10° range	339
Rh(NH <sub>3</sub> ) <sub>5</sub> I <sup>2+</sup>	0.1	–	Na(ClO <sub>4</sub> ,OH)	2.3 × 10 <sup>-5</sup>	31.8	27.0	T	186
Rh(NH <sub>3</sub> ) <sub>5</sub> I <sup>+</sup>	0(ext.)	–	NaOH	7.3 × 10 <sup>-5</sup>	32.2	30.8	S	249
Rh(ND <sub>3</sub> ) <sub>5</sub> I <sup>2+</sup>	0.1	–	Na(ClO <sub>4</sub> ,OD)	3.1 × 10 <sup>-5</sup>	29.0	18.2	S; D <sub>2</sub> O as solvent, 10° range	339
Rh(NH <sub>3</sub> ) <sub>5</sub> N <sub>3</sub> <sup>2+</sup>	0	–	–	3.1 × 10 <sup>-7</sup>	34.0	25.8	S	250
Rh(NH <sub>3</sub> ) <sub>5</sub> ONO <sup>2+</sup>	1.0	12.0–13.3	Na(ClO <sub>4</sub> ,OH)	1.8 × 10 <sup>-2</sup>	27.5	26	S	160
Rh(NH <sub>3</sub> ) <sub>5</sub> OSO <sub>3</sub> <sup>+</sup>	1.0	12.8–13.0	Na(ClO <sub>4</sub> ,OH)	1.3 × 10 <sup>-3</sup>	24.5	10	S	102
Rh(NH <sub>3</sub> ) <sub>5</sub> OCOH <sup>2+</sup>	1.0	12.0–12.4	Na(Cl,OH)	3.6 × 10 <sup>-6</sup>	33.2	28	S	251
Rh(NH <sub>3</sub> ) <sub>5</sub> OCOCH <sub>3</sub> <sup>2+</sup>	1.0	13.4–13.7	Na(Cl,OH)	2.1 × 10 <sup>-6</sup>	31.9	22	S	251
Rh(NH <sub>3</sub> ) <sub>5</sub> (OCOCH <sub>2</sub> F) <sup>2+</sup>	1.0	13.4–14.0	Na(Cl,OH)	1.3 × 10 <sup>-5</sup>	31.9	26	S	251
Rh(NH <sub>3</sub> ) <sub>5</sub> (OCOCHF <sub>2</sub> ) <sup>2+</sup>	1.0	12.7–13.4	Na(Cl,OH)	5 × 10 <sup>-5</sup>	30.1	22	S	251
Rh(NH <sub>3</sub> ) <sub>5</sub> (OCOCF <sub>3</sub> ) <sup>2+</sup>	1.0	12.0–12.7	Na(Cl,OH)	1.0 × 10 <sup>-3</sup>	18.0	-12	S; OC suggested	251
Rh(NH <sub>3</sub> ) <sub>5</sub> (OCOCCL <sub>3</sub> ) <sup>2+</sup>	1.0	12.5–13.3	Na(Cl,OH)	3 × 10 <sup>-4</sup>	26.4	14	S; OC suggested	251
Ir(NH <sub>3</sub> ) <sub>5</sub> Cl <sup>2+</sup>	0(ext.)	12.5–12.7	NaOH	4.8 × 10 <sup>-8</sup>	33.2	19	T	340
Ir(NH <sub>3</sub> ) <sub>5</sub> Br <sup>2+</sup>	–	–	none	1.1 × 10 <sup>-9</sup>	22.5	-24.1	R	192
Ir(NH <sub>3</sub> ) <sub>5</sub> Br <sup>+</sup>	0(ext.)	12.5–12.7	NaOH	2.2 × 10 <sup>-8</sup>	34.6	22	S	9 340
Ir(NH <sub>3</sub> ) <sub>5</sub> I <sup>2+</sup>	0(ext.)	–	NaOH	8.3 × 10 <sup>-9</sup>	35.7	24.2	S	253, 340
Ir(NH <sub>3</sub> ) <sub>5</sub> ONO <sub>2</sub> <sup>2+</sup>	1.0	13.0–13.9	Na(ClO <sub>4</sub> ,OH)	1.9 × 10 <sup>-6</sup>	31.0	19	S	160
Ir(NH <sub>3</sub> ) <sub>5</sub> OCOCF <sub>3</sub> <sup>2+</sup>	1.0	12.0–12.7	Na(Cl,OH)	5 × 10 <sup>-4</sup>	–	–	S	251

no clear variation with central metal ion. It is indeed obvious that the values from experiments agree not at all with the estimates for the first mechanism and are in very good agreement with the estimates available for the second mechanism.

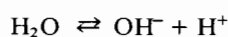
Rate constants and activation parameters for the base-catalyzed process for aquocomplexes ( $M = \text{Cr}, \text{Fe}$ ) are more frequently expressed in the literature in terms of the rate law

$$R = k_{-1}[\text{H}^+]^{-1}[\text{complex}]$$

In such cases the data reported in Data Table IV have been changed to conform to the rate equation

$$R = k_2[\text{OH}^-][\text{complex}]$$

by use of the values  $K_w = 1.0 \times 10^{-14} M^2$ ,  $\Delta H^\circ = 13.5 \text{ kcal mol}^{-1}$  and  $\Delta S^\circ = -19.3 \text{ cal mol}^{-1} \text{ deg}^{-1}$  for the process



For these aquocomplexes the formation of a conjugate base through the dissociation of an acidic co-ordinated water is quite obvious and it can be readily seen that when interpreted according to the rate law  $R = k_2[\text{OH}^-][\text{complex}]$  the experimental data lead to  $\Delta S^\ddagger$  values which fall into the range expected for a conjugate base mechanism. This result lay unrecognized among the data available during the long and heated discussion of the base hydrolysis mechanism.

## 9. Leaving Group Effects

If the solvation entropy of complexes  $\text{ML}_5\text{X}^{2+}$  is less dependent on the nature of the leaving ligand  $\text{X}^-$  than is the solvation entropy of the free ligand, then one might expect to see a part of this difference in the  $\Delta S^\ddagger$  values when a substitution mechanism is predominantly dissociative. Taking as examples of  $\text{X}^-$  the halide ions, we would expect to see the lowest value (*e.g.*, the most negative or the least positive) of  $\Delta S^\ddagger$  for  $\text{F}^-$  and the highest value for  $\text{I}^-$ . Some data which show this trend are presented in Table IX. These are base hydrolysis reactions involving the pentaamminehalo complexes of four different cations.

TABLE IX. Activation Entropies for Base Hydrolysis of some Halocomplexes.<sup>a</sup>

Complex	$\text{F}^-$	$\text{Cl}^-$	$\text{Br}^-$	$\text{I}^-$
$\text{Cr}(\text{NH}_3)_5\text{X}^{2+}$	- 6.2	+16.5	+22.5	+26.8
$\text{Co}(\text{NH}_3)_5\text{X}^{2+}$	+20.4	+34.8	+37.7	+42.6
$\text{Rh}(\text{NH}_3)_5\text{X}^{2+}$	-	+19.5	+26.1	+30.8
$\text{Ir}(\text{NH}_3)_5\text{X}^{2+}$	-	+19	+22	+24.2

<sup>a</sup> These data are taken from Data Table IX.

A similar variation of  $\Delta S^\ddagger$  values should appear in the aquation reactions of Data Table I. Although it is not always as clear (as a consequence of the already mentioned scatter of experimental activation data), the expected trend is seen for aquations of  $\text{Cr}(\text{H}_2\text{O})_5\text{X}^{2+}$  (except for  $\text{F}^-$  which very likely has a different hydrolysis mechanism),  $\text{Ru}(\text{NH}_3)_5\text{X}^{2+}$ , *cis*- $\text{Ru}(\text{en})_2(\text{H}_2\text{O})\text{X}^{2+}$ , and  $\text{Rh}(\text{NH}_3)_5\text{X}^{2+}$ .

We deem it important to reiterate here that ideas presented in this review are not necessarily original with us. The correlation of entropies of activation with ground state entropies of free ions in solution has been discussed often,<sup>27</sup> and the relation of this to solvation is expected. Nevertheless, the generality of this entropy correlation is made clear by the data summarized here.

## 10. Isomerization

The change in configuration of an octahedral complex can be related to the lability of the complex towards ligand substitution. Complexes which are labile to substitution tend to be labile to isomerization as well. Also isomerization rates decrease as crystal field stabilization energy in the ground state increases; for example, isomerization rates for cobalt and chromium complexes are measurable but there is little or no evidence for isomerization in the more inert rhodium and iridium complexes.

Isomerization may be a direct consequence of a ligand substitution mechanism; a clear example of this is seen in the mechanistic postulations of Nordmeyer<sup>24b</sup> for chloropentaamminecobalt(III) base hydrolysis. In other cases, isomerization may proceed by a mechanism unrelated to a replacement; the "Bailar twist" mechanism<sup>29</sup> is an example.

In Table X, a set of data for hydrolyses of cobalt and rhodium complexes with chloride ion as leaving group is reported. The striking thing about these numbers, mostly collected by Tobe,<sup>30</sup> is that a positive entropy is accompanied by a considerable steric change (*trans*-reactant goes to *cis*-product). When the value of  $\Delta S^\ddagger$  is negative, only *trans*-product (*i.e.*, retention of configuration) is obtained.

It is reassuring therefore to see that the numbers in Data Table V on isomerizations (leaving out oxalate complexes, of course) show predominance of positive entropy values. One can conclude that, in order for an isomerization to occur, considerable loosening of the metal-ligand bonding must take place. Such a loosening is expected to decrease bond force constants for both stretching and bending modes and thus to increase the entropy of the reacting system.

It is interesting to observe that for the *trans-cis* isomerization of the complexes  $\text{Co}(\text{en})_2(\text{OH}_2)\text{X}^{2+}$ , the values of  $\Delta S^\ddagger$  are always positive and fall generally in the range from +10 to +20  $\text{cal mol}^{-1} \text{ deg}^{-1}$  (see

DATA TABLE V. Isomerization.

Complex	$\mu(M)$	pH	Medium	k	$\Delta H^\ddagger$	$\Delta S^\ddagger$	Comments	Table Ref. No.
<i>cis</i> -Cr(OH <sub>2</sub> ) <sub>4</sub> Cl <sub>2</sub> <sup>+</sup>	0.20	0.7	HClO <sub>4</sub>	$6.2 \times 10^{-5}$ (34.8°C)	-	-	S	263
<i>trans</i> -Cr(OH <sub>2</sub> ) <sub>4</sub> Cl <sub>2</sub> <sup>+</sup>	0.20	0.7	HClO <sub>4</sub>	$7.8 \times 10^{-5}$ (34.8°C)	-	-	S	263
<i>cis</i> -Cr(en) <sub>2</sub> (OH) <sub>2</sub> <sup>+</sup>	0.10	10.9-11.4	en-LiClO <sub>4</sub>	$1.0 \times 10^{-6}$	31.4	19.4	S	262
<i>cis</i> -Cr(en) <sub>2</sub> (OH <sub>2</sub> ) <sub>2</sub> <sup>3+</sup>	0.01	2.0	HCl	$2.9 \times 10^{-5}$	-	-	S	54
<i>trans</i> -Cr(en) <sub>2</sub> (OH) <sub>2</sub> <sup>+</sup>	0.10	10.9-11.4	en-LiClO <sub>4</sub>	$5.1 \times 10^{-6}$	26.4	5.8	S	262
<i>trans</i> -Cr(en) <sub>2</sub> (OH <sub>2</sub> ) <sub>2</sub> <sup>3+</sup>	0.01	2.0	HCl	$2.2 \times 10^{-6}$	-	-	S	54
<i>trans</i> -Cr(en) <sub>2</sub> (DMSO)Cl <sup>2+</sup>	-	-	DMSO	$(2.6 \times 10^{-4})$	23.2	2.9	S	367
<i>trans</i> -Cr(en) <sub>2</sub> (DMSO)Br <sup>2+</sup>	-	-	DMSO	$(2.5 \times 10^{-6})$	23	-7	S	366
<i>trans</i> -Cr(en) <sub>2</sub> (DMSO) <sub>2</sub> <sup>3+</sup>	-	-	DMSO	$(3.0 \times 10^{-6})$	22	-10	S	366
<i>trans</i> -Cr(en) <sub>2</sub> (DMSO) <sub>2</sub> <sup>3+</sup>	-	-	DMSO	$(9.0 \times 10^{-4})$	21.9	1.0	S	367
<i>trans</i> -Cr(ox) <sub>2</sub> (OH) <sub>2</sub> <sup>3-</sup>	0.10	~12	Na(ClO <sub>4</sub> ,OH)	$1.9 \times 10^{-2}$	13.8	-20.3	S	70
<i>trans</i> -Cr(ox) <sub>2</sub> (OH <sub>2</sub> )OH <sup>2-</sup>	0.10	~8	Na(ClO <sub>4</sub> ,OH)	$2.0 \times 10^{-3}$	14.0	-23.9	S	70
<i>trans</i> -Cr(ox) <sub>2</sub> (OH <sub>2</sub> ) <sub>2</sub> <sup>-</sup>	1.0	3.0	(H,Na)ClO <sub>4</sub>	$5.9 \times 10^{-4}$	17.9	-13	S	265
<i>trans</i> -Cr(ox) <sub>2</sub> (OH <sub>2</sub> ) <sub>2</sub> <sup>-</sup>	-	1.8-4.4	-	$4.2 \times 10^{-4}$	17.5	-15.3	S; ox one end dissociation	264
<i>trans</i> -Cr(ox) <sub>2</sub> (OH <sub>2</sub> ) <sub>2</sub> <sup>-</sup>	-	-	50% (w)H <sub>2</sub> O-Acetone	$6.5 \times 10^{-5}$	-	-	S	368
<i>trans</i> -Cr(ox) <sub>2</sub> (OH <sub>2</sub> ) <sub>2</sub> <sup>-</sup>	-	-	50% (w)H <sub>2</sub> O-Dioxane	$6.2 \times 10^{-5}$	-	-	S	368
<i>trans</i> -Cr(ox) <sub>2</sub> (OH <sub>2</sub> ) <sub>2</sub> <sup>-</sup>	-	-	50% (w)H <sub>2</sub> O-Methanol	$1.0 \times 10^{-4}$	-	-	S	368
<i>trans</i> -Cr(ox) <sub>2</sub> (OH <sub>2</sub> ) <sub>2</sub> <sup>-</sup>	-	-	50% (w)H <sub>2</sub> O-Ethanol	$7.8 \times 10^{-5}$	-	-	S	368
<i>trans</i> -Cr(ox) <sub>2</sub> (OH <sub>2</sub> ) <sub>2</sub> <sup>-</sup>	-	-	50% (w)H <sub>2</sub> O-Isopropanol	$9.7 \times 10^{-5}$	-	-	S	368
<i>trans</i> -Cr(mal) <sub>2</sub> (OH) <sub>2</sub> <sup>3-</sup>	0.10	~12	Na(OH,ClO <sub>4</sub> )	$2.5 \times 10^{-4}$	17.9	-15.1	S	70
<i>trans</i> -Cr(mal) <sub>2</sub> (OH <sub>2</sub> )OH <sup>2-</sup>	0.10	7-9	Na(OH,ClO <sub>4</sub> )	$1.4 \times 10^{-3}$	24.3	9.9	S	70
<i>trans</i> -Cr(mal) <sub>2</sub> (OH <sub>2</sub> ) <sub>2</sub> <sup>-</sup>	0.10	1.0-3.0	(Na,H)ClO <sub>4</sub>	$1.8 \times 10^{-6}$	31.8	21.5	S	70
<i>trans</i> -Cr(mal) <sub>2</sub> (OH <sub>2</sub> ) <sub>2</sub> <sup>-</sup>	1.0	2.8	LiClO <sub>4</sub>	$1.8 \times 10^{-6}$	28.7	11.3	S; NO <sub>3</sub> <sup>-</sup> increases k	330
$\alpha\beta$ R-Co(tetren)NCS <sup>2+</sup>	1.4	2.15-2.4	Na(ClO <sub>4</sub> ,NCS)CH <sub>3</sub> COOH	$3 \times 10^{-8}$	30.3	6	S; fast exchange of H on NH group; NCS is N-bonded; isomerization to the $\alpha\beta$ S form	283
<i>cis</i> -Co(NH <sub>3</sub> ) <sub>4</sub> (OH <sub>2</sub> ) <sub>2</sub> <sup>3+</sup>	-	-	H <sub>2</sub> O	$2.7 \times 10^{-4}$	24.4	(7.0)	S	256
<i>cis</i> -Co(NH <sub>3</sub> ) <sub>4</sub> (OH <sub>2</sub> )NO <sub>2</sub> <sup>2+</sup>	-	-	H <sub>2</sub> O	$8.3 \times 10^{-6}$ (30°)	-	-	S	256
<i>cis</i> -Co(en) <sub>2</sub> Cl <sub>2</sub> <sup>+</sup>	-	-	H <sub>2</sub> O	$1.9 \times 10^{-5}$	(41.1)	57.8	S	261
<i>cis</i> -Co(en) <sub>2</sub> Cl <sub>2</sub> <sup>+</sup>	-	-	TMS	$(1.2 \times 10^{-7})$	25.0	-6.4	S	267
<i>cis</i> -Co(en) <sub>2</sub> Cl <sub>2</sub> <sup>+</sup>	-	-	MeOH	$5.3 \times 10^{-5}$	-	-	S; 3.5°	133

DATA TABLE V. (Cont.)

Complex	$\mu(M)$	pH	Medium	k	$\Delta H^\ddagger$	$\Delta S^\ddagger$	Comments	Table Ref. No.
<i>cis</i> -Co(en) <sub>2</sub> Cl <sub>2</sub> <sup>+</sup>	—	—	MeOH	$2.2 \times 10^{-5}$	22.8	3.5 (-3.3)	S	268
<i>cis</i> -Co(en) <sub>2</sub> Cl <sub>2</sub> <sup>+</sup>	—	—	MeOH	$2.2 \times 10^{-5}$	—	—	S; Very accurate rate constant	132
<i>cis</i> -Co(en) <sub>2</sub> Cl <sub>2</sub> <sup>+</sup>	—	—	EtOH	$1.7 \times 10^{-5}$	22.9	3.4	S	268
<i>cis</i> -Co(en) <sub>2</sub> Cl <sub>2</sub> <sup>+</sup>	—	—	—	$9.2 \times 10^{-6}$	20.7	-12	S; $2.9 < [LiCl] < 7.8$	269
<i>cis</i> -Co(en) <sub>2</sub> Br <sub>2</sub> <sup>+</sup>	—	—	DMA	—	22.5	—	S	270
<i>cis</i> -Co(en) <sub>2</sub> (OH <sub>2</sub> )Cl <sub>2</sub> <sup>2+</sup>	0.012	1.92	HClO <sub>4</sub>	$(7.4 \times 10^{-7})$	26.4	2	S	257
<i>cis</i> -Co(en) <sub>2</sub> (OH <sub>2</sub> )Cl <sub>2</sub> <sup>2+</sup>	0.01	2.0	HNO <sub>3</sub>	$2.6 \times 10^{-5}$	—	—	S	133
<i>cis</i> -Co(en) <sub>2</sub> (OH) <sub>2</sub> <sup>+</sup>	2.5	14	Na(NO <sub>3</sub> ,OH)	$3.6 \times 10^{-6}$	—	—	nmr	324
<i>cis</i> -Co(en) <sub>2</sub> (OH) <sub>2</sub> <sup>+</sup>	(uncontr)	>7	Na(ClO <sub>4</sub> ,OH)	$3.6 \times 10^{-6}$	28.9	13.5	S	260
<i>cis</i> -Co(en) <sub>2</sub> (NH <sub>3</sub> )OH <sub>2</sub> <sup>2+</sup>	(uncontr)	~11	Na(NO <sub>3</sub> ,OH)	$1.8 \times 10^{-6}$	—	—	nmr	324
<i>cis</i> -Co(pn) <sub>2</sub> Cl <sub>2</sub> <sup>+</sup>	—	—	MeOH	$2.38 \times 10^{-5}$	23.3	5.4 (-1.5)	S	268
<i>cis</i> -Co(pn) <sub>2</sub> Cl <sub>2</sub> <sup>+</sup>	—	—	EtOH	$1.0 \times 10^{-5}$	23.9	5.9 (-1.2)	S	268
<i>cis</i> -Co(pn) <sub>2</sub> Cl <sub>2</sub> <sup>+</sup>	—	—	n-PrOH	$7.26 \times 10^{-6}$	24.6	6.8 (0.5)	S	268
<i>trans</i> -Co(en) <sub>2</sub> Cl <sub>2</sub> <sup>+</sup>	—	—	TMS	$(1.7 \times 10^{-5})$	27.5	-6.4	S	267
<i>trans</i> -Co(en) <sub>2</sub> Br <sub>2</sub> <sup>+</sup>	—	—	DMA	—	24.5	—	S	270
<i>trans</i> -Co(en) <sub>2</sub> (OH) <sub>2</sub> <sup>+</sup>	1.0	13.7	Na(NO <sub>3</sub> ,OH)	$7.6 \times 10^{-6}$	—	—	S; rate constant is dependent on purity of complex	254
<i>trans</i> -Co(en) <sub>2</sub> (OH) <sub>2</sub> <sup>+</sup>	(uncontr)	>7	Na(ClO <sub>4</sub> ,OH)	$2.9 \times 10^{-6}$	27.9	9.7	S	260
<i>trans</i> -Co(en) <sub>2</sub> (OH) <sub>2</sub> <sup>+</sup>	2.5	14	Na(NO <sub>3</sub> ,OH)	$1.8 \times 10^{-6}$	—	—	nmr	324
<i>trans</i> -Co(en) <sub>2</sub> (OH)NO <sub>2</sub> <sup>+</sup>	—	~7	self-buffering mixtures	$1.7 \times 10^{-7}$	—	—	S; intramol, rearrang.	258
<i>trans</i> -Co(en) <sub>2</sub> (OH)NH <sub>3</sub> <sup>2+</sup>	0.10	10.2	—	$2.1 \times 10^{-6}$	40.3	50.7	S	106
<i>trans</i> -Co(en) <sub>2</sub> (OH)NH <sub>3</sub> <sup>2+</sup>	(uncontr)	~11	Na(NO <sub>3</sub> ,OH)	$4.3 \times 10^{-6}$	—	—	nmr	324
<i>trans</i> -Co(en) <sub>2</sub> (OH <sub>2</sub> )Cl <sub>2</sub> <sup>2+</sup>	0.01	2.0	HNO <sub>3</sub>	$7.1 \times 10^{-6}$	26.6	11.7	S	131
<i>trans</i> -Co(en) <sub>2</sub> (OH <sub>2</sub> )Cl <sub>2</sub> <sup>2+</sup>	0.012	1.92	HClO <sub>4</sub>	$(1.2 \times 10^{-6})$	26.4	3	S	257
<i>trans</i> -Co(en) <sub>2</sub> (CH <sub>3</sub> OH)Cl <sub>2</sub> <sup>2+</sup>	0.01	—	MeOH	$1.2 \times 10^{-2}$	25.4	(17.8)	S	266
<i>trans</i> -Co(en) <sub>2</sub> Cl(DMF) <sub>2</sub> <sup>2+</sup>	~0	—	DMF	$1.5 \times 10^{-4}$	23.6	3.0	S	205
<i>trans</i> -Co(en) <sub>2</sub> Cl(DMSO) <sub>2</sub> <sup>2+</sup>	~0	—	DMSO	$8.5 \times 10^{-5}$	—	—	S	205
<i>trans</i> -Co(en) <sub>2</sub> (OH <sub>2</sub> )Br <sub>2</sub> <sup>2+</sup>	0.01	2.0	HNO <sub>3</sub>	$(37.6^\circ)$	26.4	12.7	S	136
<i>trans</i> -Co(en) <sub>2</sub> (OH <sub>2</sub> )OH <sub>2</sub> <sup>2+</sup>	—	—	H <sub>2</sub> O	$1.63 \times 10^{-4}$	27.5	22.2	S	131
<i>trans</i> -Co(en) <sub>2</sub> (OH <sub>2</sub> ) <sub>2</sub> <sup>3+</sup>	0.050-0.10	1.3-1.0	HNO <sub>3</sub>	$3.0 \times 10^{-3}$	—	—	S; Rate constant is dependent on purity of complex	254
<i>trans</i> -Co(en) <sub>2</sub> (OH <sub>2</sub> ) <sub>2</sub> <sup>3+</sup>	1.07	0	(Na,H)(ClO <sub>4</sub> ,NO <sub>3</sub> )	$6.92 \times 10^{-6}$	—	—	S	255
<i>trans</i> -Co(en) <sub>2</sub> (OH <sub>2</sub> ) <sub>2</sub> <sup>3+</sup>	0.8	—	—	$6.84 \times 10^{-6}$	25.6	4	S	125



<i>trans</i> -Co(en) <sub>2</sub> (OH <sub>2</sub> )N <sub>3</sub> <sup>2+</sup>	0.01	2.0	HClO <sub>4</sub>	7.3 × 10 <sup>-5</sup>	—	—	S	138
<i>trans</i> -Co(en) <sub>2</sub> (OH <sub>2</sub> )NO <sub>2</sub> <sup>2+</sup>	—	1-3.6	—	1.7 × 10 <sup>-7</sup>	32.8	6.2 (20.5)	S; Intramolecular rearrangement since the OH form has identical rate	258
<i>trans</i> -Co(en) <sub>2</sub> (OH <sub>2</sub> )NCS <sup>2+</sup>	—	0.28-2.16	—	6.5 × 10 <sup>-7</sup>	26.8	3.1	S	165
<i>trans</i> -Co(en) <sub>2</sub> (OH <sub>2</sub> )NH <sub>3</sub> <sup>3+</sup>	0.1	1.22	(Na <sub>2</sub> H)ClO <sub>4</sub>	1.8 × 10 <sup>-8</sup>	33.3	(17.8)	S	106
<i>trans</i> -Co(en) <sub>2</sub> (OH <sub>2</sub> )(OCOCH <sub>3</sub> ) <sup>2+</sup>	0.1	1.0-4.5	(Na <sub>2</sub> H)ClO <sub>4</sub>	2.4 × 10 <sup>-5</sup>	26.9	11.1	S	259
<i>trans</i> -Co(dipy) <sub>2</sub> (OH <sub>2</sub> )NO <sub>2</sub> <sup>2+</sup>	2.5	0.2-2.5	(Na <sub>2</sub> H)NO <sub>3</sub>	3.4 × 10 <sup>-8</sup>	32.9	17.7	S	169
<i>cis,cis</i> -Co(en)(NH <sub>3</sub> ) <sub>2</sub> (OH) <sub>2</sub> <sup>+</sup>	—	10.3	Na(Cl,OH)	4.3 × 10 <sup>-5</sup>	—	—	nmr; <i>trans</i> , <i>trans</i> prod.	324
<i>trans,cis</i> -Co(en)(NH <sub>3</sub> ) <sub>2</sub> (OH) <sub>2</sub> <sup>+</sup>	—	10.3	Na(Cl,OH)	1.0 × 10 <sup>-5</sup>	—	—	nmr; <i>cis</i> , <i>cis</i> prod.	324
<i>trans</i> -Co(en)(NH <sub>3</sub> ) <sub>2</sub> (OH) <sub>2</sub> <sup>+</sup>	—	10.3	Na(Cl,OH)	3.5 × 10 <sup>-5</sup>	—	—	nmr; <i>cis</i> , <i>cis</i> prod.	324
<i>trans</i> -RR <sub>2</sub> SS-Co(2,3,2-tet)(OH <sub>2</sub> )Cl <sup>2+</sup>	0.014	2.0	HClO <sub>4</sub>	3.8 × 10 <sup>-3</sup>	—	—	S	152

DATA TABLE VI. Ligand Isomerization.

Complex	μ(M)	pH	Medium	k	ΔH <sup>‡</sup>	ΔS <sup>‡</sup>	Comments	Table Ref. No.
Cr(OH <sub>2</sub> ) <sub>5</sub> SCN <sup>2+</sup>	1.0	1.92	(Na <sub>2</sub> H)ClO <sub>4</sub>	4.2 × 10 <sup>-5</sup>	23.5	1.0	S; ΔS <sup>‡</sup> = 0.3 if aquation and isom. proceed through different transition states	18
<i>cis</i> + <i>trans</i> -Cr(H <sub>2</sub> O) <sub>4</sub> (NCS)(SCN) <sup>+</sup>	1.0	0-1	(Na <sub>2</sub> H)ClO <sub>4</sub>	8.3 × 10 <sup>-5</sup>	19.6	- 9.8	S; SCN <sup>-</sup> from S- to N-bonded	331
Co(NH <sub>3</sub> ) <sub>5</sub> ONO <sup>2+</sup>	—	—	H <sub>2</sub> O	3.2 × 10 <sup>-5</sup>	21.9	- 5.6	S	284
Co(NH <sub>3</sub> ) <sub>5</sub> ONO <sup>2+</sup>	—	—	H <sub>2</sub> O	3.3 × 10 <sup>-5</sup>	22	- 5	S; Intramol. rearrang.	285
<i>cis</i> -Co(NH <sub>3</sub> ) <sub>4</sub> (OH <sub>2</sub> )ONO <sup>2+</sup>	—	—	H <sub>2</sub> O	3.8 × 10 <sup>-6</sup>	—	—	S	256
<i>cis</i> -Co(NH <sub>3</sub> ) <sub>4</sub> (ONO)ONO <sup>2+</sup>	—	—	H <sub>2</sub> O	2.5 × 10 <sup>-4</sup>	7.7	-49	S; the final product is <i>cis</i> -Co(NH <sub>3</sub> ) <sub>4</sub> (NO <sub>2</sub> ) <sub>2</sub> <sup>+</sup>	256
<i>trans</i> -Co(en) <sub>2</sub> (NCS)ONO <sup>+</sup>	—	—	H <sub>2</sub> O	1.5 × 10 <sup>-6</sup>	22.7	- 8.9	S	184
Rh(NH <sub>3</sub> ) <sub>5</sub> ONO <sup>2+</sup>	—	—	H <sub>2</sub> O	9.6 × 10 <sup>-4</sup>	18	-12	S; Intramol. mech.	285
Ir(NH <sub>3</sub> ) <sub>5</sub> ONO <sup>2+</sup>	—	—	H <sub>2</sub> O	4.4 × 10 <sup>-5</sup>	19	-14	S; Intramol. mech.	285

TABLE X. Activation Parameters and Steric Courses of the Reactions<sup>a</sup>  $\text{trans}-(\text{MLACl})^{n+} + \text{H}_2\text{O} \rightarrow (\text{MLAH}_2\text{O})^{n+1} + \text{Cl}^-$ .

M	L	A	$\Delta H^\ddagger$	$\Delta S^\ddagger$	% steric change
Co	(en) <sub>2</sub>	OH	25.6	+14.6	75
Co	(en) <sub>2</sub>	Cl	27.5	+13.1	35
Co	(en) <sub>2</sub>	Br	24.6	+ 4.1	50 ± 5
Co	(en) <sub>2</sub>	NCS	29.8	+ 7.8	60 ± 10
Co	SS-trien	Cl	25.4	+15.3	100
Co	RR,SS-2,3,2-tet	Cl	25.9	+12	50 ± 20
Co	(en) <sub>2</sub>	N <sub>3</sub>	20.7	- 6	0
Co	(en) <sub>2</sub>	NH <sub>3</sub>	23.0	-11	0
Co	(en) <sub>2</sub>	CN	22.0	- 3.4	0
Co	(en) <sub>2</sub>	NO <sub>2</sub>	20.9	- 2.2	0
Co	cyclam	OH	18.8	- 4.2	0
Co	cyclam	Cl	24.3	- 4.3	0
Co	RS-2,2,2-tet	Cl	24.3	+ 1	0
Rh	en <sub>2</sub>	Cl	24.7	- 9	0
Rh	en <sub>2</sub>	Br	23.2	-11.7	0
Rh	en <sub>2</sub>	I	21.1	- 7.5	0

<sup>a</sup> The values of  $\Delta H^\ddagger$  quoted in this table are generally reliable to better than  $\pm 0.5 \text{ kcal mol}^{-1}$  and the  $\Delta S^\ddagger$  to better than  $\pm 1.5 \text{ cal mol}^{-1} \text{ deg}^{-1}$ . The numbers in this table have been taken from Data Table I wherein original sources are given.

Data Table XIV). We estimate that the contribution to  $\Delta S^\ddagger$  from the dissociation of a water molecule should be near to  $+7 \text{ cal mol}^{-1} \text{ deg}^{-1}$ . This seems to suggest that the isomerization proceeds through a dissociative mechanism involving cleavage of the metal-water bond and subsequent rearrangement of the pentacoordinate complex. Owing to the fact that some degrees of freedom not present in the octahedral reactant are acquired by the pentacoordinate intermediate, the observed  $\Delta S^\ddagger$  values are in agreement with the dissociation of a bound water.

A dissociative mechanism is also consistent with the postulation that, in the hydroxo complexes  $\text{Co}(\text{en})_2(\text{OH})_2^+$  and  $\text{Co}(\text{en})_2(\text{OH})(\text{NH}_3)^{2+}$ , the isomerization involves dissociation of one end of the ethylenediamine chelate link.

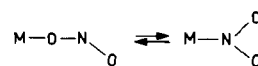
There are some interesting observations on the isomerizations of anionic chromium complexes with oxalato and malonato ligands. The relevant numbers are given in Table XI. The differences in  $\Delta H^\ddagger$  and  $\Delta S^\ddagger$  are large enough to signal a change in mechanism.

One possible explanation is that the oxalato complexes isomerize through a cleavage of the chelate ring assisted by solvent water molecules. The negative values of  $\Delta S^\ddagger$  led to the suggestion of water participation and this recently has been supported by the activation volume of the reaction (see Data Table XX).

For malonato complexes, the high values of  $\Delta H^\ddagger$  and the positive values of  $\Delta S^\ddagger$  (when one ligand is water) suggest that the isomerization proceeds through dissociation of a coordinated water molecule or spontaneous opening of the chelate ring without any participation of the solvent. However, the observation that  $\text{trans-Cr}(\text{mal})_2(\text{OH})_2^-$  shows activation parameters analogous to the oxalato complexes and the consideration that the malonato six-membered ring should be more inert than the five-membered ring indicates that the mechanism involving dissociation of the water molecule is to be preferred.

## 11. Ligand Isomerization

The change in point of attachment of a ligand at the ligand-metal bond is a matter of considerable interest because the factors which govern the position of bonding, as in the case

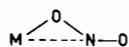


are not at all clear. For thiocyanate ion, isomerization in both directions is accompanied by a positive entropy, suggesting metal to ligand loosening in the transition state. By way of comparison, isomerization of nitrito complexes to the nitro form (as in the equation above) occurs with a negative value of  $\Delta S^\ddagger$ . This suggests that the transition state is more restricted in conformation than is the reactant. A configuration such as

TABLE XI. Isomerization Reactions of  $\text{trans-Cr}(\text{AA})_2\text{XY}$ .<sup>a,b,c</sup>

Complex	ox		mal		mal-ox	
	$\Delta H^\ddagger$	$\Delta S^\ddagger$	$\Delta H^\ddagger$	$\Delta S^\ddagger$	$\delta\Delta H^\ddagger$	$\delta\Delta S^\ddagger$
$\text{Cr}(\text{AA})_2(\text{H}_2\text{O})_2^-$	17.9	-13	31.8	+21.5	13.9	+34.5
$\text{Cr}(\text{AA})_2(\text{OH})(\text{H}_2\text{O})^{2-}$	14.0	-23.9	24.3	+ 9.9	10.3	+33.8
$\text{Cr}(\text{AA})_2(\text{OH})_2^{3-}$	13.8	-20.3	17.9	-15.1	6	+ 5.2

<sup>a</sup> The symbols are defined as follows: ox = oxalate, mal = malonate, AA represents both of the bidentate ligands, and X and Y represent  $\text{H}_2\text{O}$  and/or  $\text{OH}^-$ . <sup>b</sup> The reaction is *trans* to *cis* isomerization. <sup>c</sup> Data taken from Data Table Ref. 70.

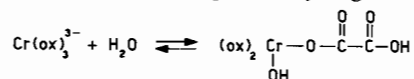


for the transition state is possible. The available data are presented in Data Table VI.

## 12. Racemization

Coordination compounds with three bidentate ligands (or with related configurations) can exist in optically-active forms. Thus, for example, it is possible to have a D-Cr(ox)<sub>3</sub><sup>3-</sup> and L-Cr(ox)<sub>3</sub><sup>3-</sup>. The racemization process (which is a type of isomerization) leads to the d,l-mixture. This process can occur more rapidly, at the same rate, or more slowly than exchange of ligands with those in the surrounding medium. Some data on the racemization process for a variety of complexes are given in Data Table VII.

With one significant exception, the data are too limited to allow worthwhile discussion. The exception is the group of chromium(III) oxalate complexes. The activation entropies are very close to those for *cis-trans* isomerization of chromium(III) oxalate complexes. This suggests a common mechanism for racemization and isomerization. A possibility might be as follows:



with the intermediate species able (a) to add water to the carbonyl group of the monodentate oxalate and accomplish hydrolysis, (b) to reform into the opposite optical form, (c) to add another oxalate and accomplish exchange, *etc.* These mechanisms have been discussed in some detail in the references given in the Data Table and also in reference 25a.

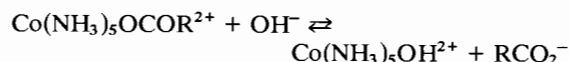
Some cobalt(III) racemizations, including Co(ox)<sub>3</sub><sup>3-</sup>, show positive values of ΔS<sup>‡</sup>, whereas for the chromium complexes negative values have been found. This sharp difference in the entropy of activation values can be explained on the basis of some recent studies of the exchange between water and the bound oxalato ligand.<sup>31</sup> Although a definite mechanism for reaction of the cobalt(III) complexes could not be offered, any mechanism such as that suggested for the chromium complexes (equation above) can be ruled out on the basis of the difference in ΔS<sup>‡</sup> values alone.

Also the negative entropy values for racemizations of Cr(ox)<sub>2</sub>(NN)<sup>-</sup> and Co(ox)(NN)<sub>2</sub><sup>+</sup> complexes may involve attack of water at the carbonyl carbon (see next section and Data Table XVII).

## 13. Ambiguity in Site of Attack

When a nucleophile reacts with a coordination compound, it is generally assumed (often implicitly) that

the prime interaction is between metal atom and nucleophile. This is usually the case (albeit the interaction may be weak), but there are unquestioned exceptions. For example, the reaction



can proceed by direct nucleophilic attack on carbonyl carbon as well as by attack at metal or as by S<sub>N</sub>1CB mechanisms. The distinction between the possibilities can be made by an isotope tracer experiment, for the bimolecular reaction of the equation above with labeled hydroxide ion would yield labeled acetate and unlabeled Co(NH<sub>3</sub>)<sub>5</sub>OH<sup>2+</sup>. The alternative mechanisms (S<sub>N</sub>1CB and direct displacement on cobalt) would yield unlabeled acetate and labeled complex. Electronic effects and activation entropies also are helpful in making these mechanistic assignments.

The alkaline hydrolysis of cobalt(III) carboxylato complexes has a complicated rate law with one rate term of form

$$v = k[\text{Co}(\text{NH}_3)_5\text{OCOR}^{2+}][\text{OH}^-]$$

For this term, the rate constants are similar to those for loss of other ligands from the cobalt coordination sphere and rather small electronic and steric effects are found.<sup>32,33</sup> Study of the alkaline hydrolysis of the first displaced benzoato ligand in some *trans*-Co(en)<sub>2</sub>(OCOC<sub>6</sub>H<sub>4</sub>X)<sub>2</sub><sup>+</sup> ions indicated that the Hammett equation is followed with a reaction constant ρ of 0.745.<sup>33c</sup> This is significantly less than the value of about +2 expected for OH<sup>-</sup> attack at carbonyl carbon. Mass spectrometric investigations of the benzoate product from base hydrolysis of Co(en)<sub>2</sub>(OCOCAr)<sub>2</sub><sup>+</sup> in <sup>18</sup>O enriched water showed no enrichment therein,<sup>33e</sup> thus the cobalt-oxygen bond is cleaved in the reaction. The values of ΔS<sup>‡</sup> observed for base hydrolysis of *cis*- and *trans*-Co(en)<sub>2</sub>(OCOCH<sub>3</sub>)<sub>2</sub><sup>+</sup> are the +18.4 and +22.4 cal mol<sup>-1</sup> deg<sup>-1</sup>,<sup>33g</sup> the sign and magnitudes are fully consistent with the S<sub>N</sub>1CB mechanism.

When the carboxylato ligand has a strong electron-attracting group attached to the carbonyl center, a second rate law term is observed and a new mechanism intrudes. The complex Co(NH<sub>3</sub>)<sub>5</sub>OCOCF<sub>3</sub><sup>2+</sup> hydrolyzes with the law

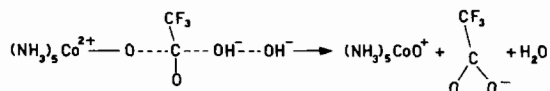
$$v = \{k_1[\text{OH}^-] + k_2[\text{OH}^-]^2\}[\text{Co}(\text{NH}_3)_5\text{OCOCF}_3^{2+}]$$

with the new term being second-order in base concentration.<sup>34</sup> For the first term, values of 22.7 kcal mol<sup>-1</sup> and +10 cal mol<sup>-1</sup> deg<sup>-1</sup> were obtained for ΔH<sup>‡</sup> and ΔS<sup>‡</sup>, respectively; again these are consistent with the S<sub>N</sub>1CB path. For the second term, the respective values are 6.8 kcal mol<sup>-1</sup> and -37 cal mol<sup>-1</sup> deg<sup>-1</sup> which suggest considerable bond formation. Tracer studies showed that the k<sub>1</sub> path takes place with cobalt-oxygen bond breaking and the k<sub>2</sub> path

DATA TABLE VII. Racemization.

Complex	$\mu(M)$	pH	Medium	k	$\Delta H^\ddagger$	$\Delta S^\ddagger$	Comments	Table Ref. No.
Cr(ox) <sub>3</sub> <sup>3-</sup>	-	-	H <sub>2</sub> O	$3.1 \times 10^{-4}$	15.2	-23.7	P <sub>M</sub>	272
Cr(ox) <sub>3</sub> <sup>3-</sup>	1.0	0	HClO <sub>4</sub>	$1.4 \times 10^{-2}$	-	-	P <sub>M</sub>	297
cis-Cr(ox) <sub>2</sub> (OH) <sub>2</sub> <sup>-</sup>	-	2.5-7	HClO <sub>4</sub>	$3.3 \times 10^{-4}$	13.4	-28	P <sub>M</sub>	275
cis-Cr(ox) <sub>2</sub> (OH) <sub>2</sub> <sup>-</sup>	1.0	2.6-7	(H <sub>2</sub> Na)ClO <sub>4</sub>	$4.3 \times 10^{-4}$	13.4	-29	P <sub>M</sub>	276
Cr(ox) <sub>2</sub> (en) <sup>-</sup>	-	-	H <sub>2</sub> O	$2.1 \times 10^{-3}$	15.2	-19.8	P <sub>M</sub>	272
Cr(ox) <sub>2</sub> (dipy) <sup>-</sup>	1.0	0	HCl	$5.3 \times 10^{-4}$	17.8	-13.8	P <sub>M</sub>	273
Cr(ox) <sub>2</sub> (dipy) <sup>-</sup>	-	-	H <sub>2</sub> O	$2.1 \times 10^{-4}$	15.5	-24	P <sub>M</sub>	274
Cr(ox) <sub>2</sub> (dipy) <sup>-</sup>	0.1	1.0	HCl	$2.3 \times 10^{-4}$	17.1	-21(-18)	P <sub>M</sub>	274
Cr(ox) <sub>2</sub> (dipy) <sup>-</sup>	0.9	14	KOH	$1.3 \times 10^{-3}$	15.3	-19	P <sub>M</sub>	274
Cr(ox) <sub>2</sub> (phen) <sup>-</sup>	-	-	H <sub>2</sub> O	$2.3 \times 10^{-4}$	17.4	-17	P <sub>M</sub>	274
Cr(ox) <sub>2</sub> (phen) <sup>-</sup>	0.1	1.0	HCl	$3.0 \times 10^{-4}$	17.3	-17	P <sub>M</sub>	274
Cr(ox) <sub>2</sub> (phen) <sup>-</sup>	0.9	14	KOH	$1.6 \times 10^{-3}$	15.2	-21	P <sub>M</sub>	274
Cr(ox) <sub>2</sub> (phen) <sup>-</sup>	1.0	0	HCl	$6.4 \times 10^{-4}$	17.7	-13.7	P <sub>M</sub>	273
Cr(ox)(en) <sub>2</sub> <sup>+</sup>	1.0	0	HCl	$1.7 \times 10^{-5}$	20.5	-12.0	P <sub>M</sub> ; k includes aquation	281
Cr(ox)(bipy) <sub>2</sub> <sup>+</sup>	1.0	0	HCl	$3.2 \times 10^{-5}$	19.0	-14.5	P <sub>M</sub>	281
Cr(ox)(phen) <sub>2</sub> <sup>+</sup>	1.0	0	HCl	$2.1 \times 10^{-5}$	19.8	-13.6	P <sub>M</sub>	281
(+)-trans-Co(dien) <sub>2</sub> (?)	2.0	7.1-8.27	NaNO <sub>3</sub> + HNO <sub>3</sub> , collidine buffer	62	23.5	29	P <sub>M</sub> ; OH <sup>-</sup> induces racemiz.; k is 2nd order (k <sub>obs</sub> /[OH <sup>-</sup> ]) rate constant.	341
<i>l</i> -cis-Co(en) <sub>2</sub> Cl <sub>2</sub> <sup>+</sup>	0.002-0.09	-	MeOH, LiCl	$3.6 \times 10^{-5}$	22.0	- 5.1	P <sub>M</sub>	282
(+)-cis-Co(en) <sub>2</sub> (NH <sub>3</sub> )OH <sub>2</sub> <sup>3+</sup>	-	1.0	HClO <sub>4</sub>	$2.1 \times 10^{-8}$	27.7	(-0.7)	P <sub>M</sub>	106
(+)-cis-Co(en) <sub>2</sub> Cl(OH <sub>2</sub> ) <sup>2+</sup>	0.012	1.92	HClO <sub>4</sub>	$1.4 \times 10^{-6}$	26.1	2.3	P <sub>M</sub>	257
(+)-CoEDTA <sup>-</sup>	-	2-4	HNO <sub>3</sub> + nitrates	$4.0 \times 10^{-12}$	40.0	20.6 (23.5)	P <sub>M</sub> ; Intramol. rearrang.	271
Co(ox) <sub>3</sub> <sup>3-</sup>	-	-	H <sub>2</sub> O	$2.9 \times 10^{-5}$	25.4	6.0	P <sub>M</sub>	272
Co(ox) <sub>3</sub> <sup>3-</sup>	1	0	HCl	$1.8 \times 10^{-5}$	28.1	14.1	P <sub>M</sub> ;	344
Co(ox) <sub>3</sub> <sup>3-</sup>	-	-	H <sub>2</sub> O	$1.9 \times 10^{-5}$	26.5	8.8	P <sub>M</sub> ;	344
							the one-ended dissociation is ex- cluded. The exchange of the more labile (carbonyl) oxygens has $\Delta H^\ddagger = 16.3$ , $\Delta S^\ddagger = -19.9$	344
Rh(ox) <sub>3</sub> <sup>3-</sup>	0.54	0.4-7.0	(Na <sub>2</sub> H)ClO <sub>4</sub>	$8.7 \times 10^{-7}$	<u>23.3</u>	-8.2	P <sub>M</sub>	342
Rh(ox) <sub>3</sub> <sup>3-</sup>	0.54	0.4-7.0	(Na <sub>2</sub> H)ClO <sub>4</sub>	$2.8 \times 10^{-6}$	<u>26.8</u>	+ 5.8	P <sub>M</sub> ; H <sup>+</sup> induced racemiza- tion, k is 2nd order (k <sub>obs</sub> /[OH <sup>-</sup> ]) rate constant.	342

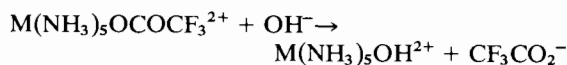
with carbon–oxygen bond breaking. The postulated mechanism is



The base hydrolysis of a series of carboxylatopentaamminerhodium(III) complexes shows the same general behavior.<sup>35</sup> If the R group of RCOO<sup>-</sup> ligand is H, CH<sub>3</sub>, CH<sub>2</sub>F, or CHF<sub>2</sub>, both the enthalpy and the entropy of activation related to the *k*<sub>1</sub> path are virtually insensitive to the nature of R and are in agreement with the S<sub>N</sub>1CB mechanism. When R is a powerful electron-attracting group like CCl<sub>3</sub> or CF<sub>3</sub>, both the enthalpy and the entropy of activation values are lower, as can be seen in Table XII.

This fact together with an observed deviation in an otherwise linear log*k*<sub>1</sub> versus p*K*<sub>a</sub> plot (where *K*<sub>a</sub> is the dissociation constant for the acid RCOOH) suggest a change in mechanism from the S<sub>N</sub>1CB to a bimolecular attack on the carbonyl carbon of the carboxylato ligand. The Δ*H*<sup>‡</sup> and Δ*S*<sup>‡</sup> values of the *k*<sub>2</sub> path are consistent with the proposed termolecular mechanism with C–O bond breaking.

Also consistent with the above mechanistic hypotheses are the facts that the *k*<sub>1</sub> term depends on the nature of the metal whereas the *k*<sub>2</sub> term does not so depend; in some instances comparison is not possible. Data relevant to the postulated mechanisms for reactions of the type



are as follows:

a) The rate constants at 25°C for the first term (*k*<sub>1</sub>) are 1.6 × 10<sup>-2</sup>, 1.0 × 10<sup>-3</sup>, and 5 × 10<sup>-4</sup> M<sup>-1</sup> sec<sup>-1</sup> for Co, Rh, and Ir, respectively;

b) The rate constants for the second term (*k*<sub>2</sub>) are 5.0 × 10<sup>-1</sup>, 2.9 × 10<sup>-1</sup> and 2.7 × 10<sup>-1</sup> M<sup>-2</sup> sec<sup>-1</sup> for the three metals, respectively. The expectations are

TABLE XII. Activation Parameters<sup>a</sup> for Base Hydrolysis of Pentaamminerhodium(III) Carboxylato Complexes.<sup>b</sup>

R	Path I		Path II	
	Δ <i>H</i> <sub>1</sub> <sup>‡</sup>	Δ <i>S</i> <sub>1</sub> <sup>‡</sup>	Δ <i>H</i> <sub>2</sub> <sup>‡</sup>	Δ <i>S</i> <sub>2</sub> <sup>‡</sup>
CF <sub>3</sub>	18.0	-13	7.5	-36
CCl <sub>3</sub>	26.4	14	8.4	-39
CHF <sub>2</sub>	30.1	22	10.5	-32
CH <sub>2</sub> F	31.9	26	19.1	-17
H	33.2	28	25.6	2
CH <sub>3</sub>	31.9	22		

<sup>a</sup> The average precision of Δ*H*<sup>‡</sup> and Δ*S*<sup>‡</sup> values are ±0.5 kcal/mole and ±2 cal mol<sup>-1</sup> deg<sup>-1</sup> respectively. <sup>b</sup> Data of reference 35.

fulfilled,<sup>35</sup> for the values of *k*<sub>1</sub> change by a factor of 16 on going from Co to Rh and by a factor of 2 on going from Rh to Ir. On the other hand, the overall change in *k*<sub>2</sub> values is less than a factor of two.

Some other possible examples of attack at carbonyl carbon include:

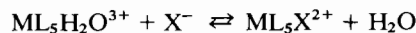
- Cr(NH<sub>3</sub>)<sub>5</sub>OCOCF<sub>3</sub>, aquation, Δ*S*<sup>‡</sup> = -25;
- trans*-Cr(ox)<sub>2</sub>(H<sub>2</sub>O)OCOCH<sub>3</sub><sup>2-</sup>, aquation, Δ*S*<sup>‡</sup> = -18.8;
- trans*-Cr(ox)<sub>2</sub>(OH)OCOCH<sub>3</sub><sup>3-</sup>, aquation, Δ*S*<sup>‡</sup> = -38.8;
- trans*-Cr(ox)<sub>2</sub>(H<sub>2</sub>O)<sub>2</sub><sup>-</sup>, isomerization, Δ*S*<sup>‡</sup> = -14; and
- Cr(ox)<sub>2</sub>(NN)<sup>-</sup>, where NN is en, dipy, phen, or ox, racemization, average Δ*S*<sup>‡</sup> ≈ -20.

A carboxylato ligand when bound as a monodentate ligand has two distinct oxygen environments. Thus exchange between the carbonyl carbon and water without concomitant hydrolysis is possible. Unless properly accounted for, the isotope data obtained in the hydrolysis reactions can be misleading. This danger is not so severe, generally, as to vitiate the conclusions given above on the position of bond cleavage.

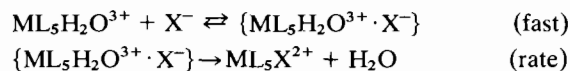
Although this ambiguity is most often seen with complexes having carboxylato ligands, it is not limited to them. Some other ligands that can show similar electrophilic behavior are acetylacetonate, nitrito, nitro, carbonato, nitrate, phosphato, arsenato, perchlorato, iodato, etc.

#### 14. Second-Order Anations

The anation process which is the interchange reaction involving a solvent molecule as leaving group in the coordination shell and an entering ligand (often an anion, thus anation)



is the reverse of aquation. Since there is no reason to believe that water in the coordination sphere is essentially different from other ligands, it seems reasonable to assume that microscopic reversibility holds and that a dissociative interchange mechanism is probable for anation of aquacobalt(III) complexes. Whatever the cause may be, the data given in Data Table VIII are not very convincing as to this point. There is considerable variability in the numbers for the same reaction from different research groups. In part, this may be due to the nature of the anation process which is postulated to be a two-step sequence



with the first step being a rapid ion-pair formation and the second step being the slow interchange. If there

DATA TABLE VIII. Anation (Interchange); 2nd-Order Rate Constants.

Compound	Replacing Ligand	$\mu$ (M)	pH	Ionic Medium	k	$\Delta H^\ddagger$	$\Delta S^\ddagger$	Comments	Table Ref. No.
$V(H_2O)_6^{3+}$	$SCN^-$	1.0	-	(Na,H)ClO <sub>4</sub>	$1.0 \times 10^{+2}$ (23°C)	-	-	S <sub>II</sub>	286
$V(H_2O)_6^{3+}$	$SCN^-$	1.0	-	(Na,H)ClO <sub>4</sub>	$1.1 \times 10^{+2}$	7.6	-23.8	S <sub>IF</sub>	1
$V(DMSO)_6^{3+}$	$NCS^-$	0.15	-	DMSO	$2.1 \times 10^{+2}$	-	-	S <sub>IF</sub>	202
$V(DMSO)_6^{3+}$	dipy	-	-	DMSO	$1.1 \times 10^{-1}$	11.7	-25	S <sub>IF</sub>	202
$V(DMSO)_6^{3+}$	SSA	-	-	DMSO	$2.1 \times 10^{-1}$	-	-	S <sub>IF</sub>	202
$Cr(H_2O)_6^{3+}$	$NCS^-$	0(ext)	-	-	$1.1 \times 10^{-5}$	25.4	4.0	S	17
$Cr(H_2O)_6^{3+}$	H <sub>3</sub> PO <sub>2</sub>	1.0	0.7-0	(Na,H)ClO <sub>4</sub>	$3.0 \times 10^{-5}$	20.3	-11.2	S	211
$Cr(H_2O)_6^{3+}$	NH <sub>2</sub>	-	-	none	$6.2 \times 10^{-7}$	(21.4)	(-15.0)	S	289
	CONH <sub>2</sub>								
$Cr(H_2O)_6^{3+}$	$^-OCOCH_3$	0.1	4.85	KNO <sub>3</sub>	-	21.0	-	P	290
$Cr(H_2O)_6^{3+}$	ox <sup>2-</sup>	0.1	4.85	KNO <sub>3</sub>	-	23.2	-	P	290
$Cr(H_2O)_6^{3+}$	oxH <sub>2</sub>	2.0	<0.7	(Na,H)ClO <sub>4</sub>	$4.7 \times 10^{-6}$	29.0	14.1	S	291
$Cr(H_2O)_6^{3+}$	mal <sup>2-</sup>	0.1	4.85	KNO <sub>3</sub>	-	22.4	-	P	290
$Cr(H_2O)_6^{3+}$	malH <sup>-</sup>	1.0	-	-	$1.0 \times 10^{-5}$	24.4	-0.1	P	292
$Cr(H_2O)_6^{3+}$	citrate	0.1	4.85	KNO <sub>3</sub>	-	22.2	-	P	290
$Cr(H_2O)_6^{3+}$	<i>o</i> -phthalate	0.1	4.85	KNO <sub>3</sub>	-	22.4	-	P	290
$cis-Cr(H_2O)_4Cl(OH_2)^{2+}$	Cl <sup>-</sup>	1(7)	-	-	$9.8 \times 10^{-7}$	-	-	S; k obtained by using rate consts. at $\mu = 1$	27
$trans-Cr(H_2O)_4Cl(OH_2)^{2+}$	Cl <sup>-</sup>	1(7)	-	-	$9.8 \times 10^{-7}$	-	-	and eq. ratio at $\mu = 7$ S; k obtained by using rate consts. at $\mu = 1$ and eq. ratio at $\mu = 7$	27
$Cr(NH_3)_5OH_2^{3+}$	Cl <sup>-</sup>	0.52	<3	NaClO <sub>4</sub>	$1.6 \times 10^{-6}$	24.0	-4.5	S	43
$Cr(NH_3)_5(OH_2)^{3+}$	Cl <sup>-</sup>	0.106	1.3	Na(ClO <sub>4</sub> ,Cl)	$3.5 \times 10^{-6}$	26.6	7	S	34
$Cr(NH_3)_5(OH_2)^{3+}$	Cl <sup>-</sup>	1.71	1.3	Na(ClO <sub>4</sub> ,Cl)	$1.4 \times 10^{-6}$	25.6	2	S	34
$Cr(NH_3)_5(OH_2)^{3+}$	$NCS^-$	0.106	1.3	Na(ClO <sub>4</sub> ,Cl)	$2.4 \times 10^{-5}$	24.2	3	S	34
$Cr(NH_3)_5(OH_2)^{3+}$	$NCS^-$	1.71	1.2	Na(NCS,Br)	$1.2 \times 10^{-5}$	21.2	9	S	34
$Cr(NH_3)_5(OH_2)^{3+}$	$NCS^-$	-	2	(Na,H)(ClO <sub>4</sub> ,NCS)	$(8 \times 10^{-7})$	23.4	-5.9	S	287
$cis-Cr(en)_2Cl(OH_2)^{2+}$	Cl <sup>-</sup>	10.9	-	HCl	$1.3 \times 10^{-4}$ (35°C)	-	-	S	288
$trans-Cr(en)_2Cl(OH_2)^{2+}$	Cl <sup>-</sup>	10.2	-	HCl	$1.7 \times 10^{-5}$ (35°C)	-	-	S	288
$cis-Cr(en)_2(DMSO)_2^{3+}$	Cl <sup>-</sup>	0-0.031	-	DMSO	$(9.6 \times 10^{-2})$	19.4	1.9	S	367
$cis-Cr(en)_2(DMSO)_2^{3+}$	Br <sup>-</sup>	0-0.45	-	DMSO	$(5.3 \times 10^{-6})$	30	18	S	366
$cis-Cr(ox)_2(H_2O)_2^-$	oxH <sup>-</sup>	0.5	2.7	( <i>n</i> -Bu) <sub>4</sub> NBr (Na,H) (ClO <sub>4</sub> , $\frac{ox}{2}$ )	-	21.7	-	S; $\Delta H^\ddagger$ refers to the variation with temp of the observ. k measured when [oxH <sup>-</sup> ] = 0.1 M	293

<i>cis</i> -Crox <sub>2</sub> (H <sub>2</sub> O) <sub>2</sub> <sup>-</sup>	ox <sup>2-</sup>	0.5	6.0	(Na,H) (ClO <sub>4</sub> , $\frac{ox}{2}$ )	-	21.7	-	S; 4H <sup>+</sup> refers to the variation with temp. of the obs. k measured when [ox <sup>2-</sup> ] = 0.1M	293
Fe(H <sub>2</sub> O) <sub>6</sub> <sup>3+</sup>	Cl <sup>-</sup>	1.0	→7	NaClO <sub>4</sub>	9.4	16.6	2	S <sub>FM</sub>	299
Fe(H <sub>2</sub> O) <sub>6</sub> <sup>3+</sup>	NCS <sup>-</sup>	0.40	0.7-1.5	(Na,H)ClO <sub>4</sub>	1.3 × 10 <sup>+2</sup>	13.0	-5	S <sub>FM</sub>	76
Fe(H <sub>2</sub> O) <sub>6</sub> <sup>3+</sup>	oxH <sup>-</sup>	0.03-0.45	0.50	NaClO <sub>4</sub>	1.4 × 10 <sup>+3</sup>	18	16	S	298
Fe(H <sub>2</sub> O) <sub>6</sub> <sup>3+</sup>	SO <sub>4</sub> <sup>2-</sup>	0.5	0.7-1.3	{ (Na,H)ClO <sub>4</sub> Na <sub>2</sub> SO <sub>4</sub>	6.4 × 10 <sup>+3</sup>	18.0	19.4	S <sub>SF</sub>	296
Fe(H <sub>2</sub> O) <sub>6</sub> <sup>3+</sup>	HN <sub>3</sub>	1.0	0	HClO <sub>4</sub>	4.0 × 10 <sup>3</sup>	-	-	S <sub>SF</sub>	300
Fe(H <sub>2</sub> O) <sub>4</sub> (OH)(OH <sub>2</sub> ) <sup>2+</sup>	Cl <sup>-</sup>	1.0	0-1.2	(Na,H)ClO <sub>4</sub>	1.1 × 10 <sup>4</sup>	13.1	3.9	S <sub>FM</sub>	299
Fe(H <sub>2</sub> O) <sub>4</sub> (OH)(OH <sub>2</sub> ) <sup>2+</sup>	NCS <sup>-</sup>	0.40	0-1.5	(Na,H)ClO <sub>4</sub>	1.0 × 10 <sup>4</sup>	10.0	-6.7	S <sub>FM</sub>	299
Fe(H <sub>2</sub> O) <sub>4</sub> (OH)(OH <sub>2</sub> ) <sup>2+</sup>	CH <sub>3</sub> COOH	0.50	0.5-1.5	(Na,H)ClO <sub>4</sub>	2.8 × 10 <sup>3</sup>	11.1	5.4	S <sub>SF</sub>	351
Fe(H <sub>2</sub> O) <sub>4</sub> (OH)(OH <sub>2</sub> ) <sup>2+</sup>	HN <sub>3</sub>	1.0	0	HClO <sub>4</sub>	6.8 × 10 <sup>+3</sup>	-	-	S <sub>SF</sub>	300
Fe(H <sub>2</sub> O) <sub>4</sub> (OH)(OH <sub>2</sub> ) <sup>2+</sup>	H <sub>2</sub> Sal	1.0	0.2-2	KNO <sub>3</sub>	5.5 × 10 <sup>+3</sup>	12	-2	S <sub>SF</sub>	301
Fe(H <sub>2</sub> O) <sub>4</sub> (OH)(OH <sub>2</sub> ) <sup>2+</sup>	HSal <sup>-</sup>	1.0	0.2-2	KNO <sub>3</sub>	1.4 × 10 <sup>+4</sup>	11	-3	S <sub>SF</sub>	301
Fe(CN) <sub>5</sub> OH <sub>2</sub> <sup>2-</sup>	NCS <sup>-</sup>	1.0	1.0-1.7	(Na,H)(ClO <sub>4</sub> ,NCS)	2.0 × 10 <sup>-2</sup>	-	-	S <sub>SF</sub>	322
Co(NH <sub>3</sub> ) <sub>5</sub> OH <sub>2</sub> <sup>3+</sup>	Cl <sup>-</sup>	1.0	3.0	Na(ClO <sub>4</sub> ,Cl)	6.5 × 10 <sup>-5</sup>	-	-	S	303
Co(NH <sub>3</sub> ) <sub>5</sub> OH <sub>2</sub> <sup>3+</sup>	Cl <sup>-</sup>	0.1	2.0	K(ClO <sub>4</sub> ,Cl)	2.8 × 10 <sup>-6</sup>	24.1	-3.2	S; (2T; 10° range)	88
Co(NH <sub>3</sub> ) <sub>5</sub> OH <sub>2</sub> <sup>3+</sup>	N <sub>3</sub> <sup>-</sup>	0.5	4.0-4.9	Na(ClO <sub>4</sub> ,N <sub>3</sub> )	1.7 × 10 <sup>-6</sup>	26.9	5.2	S	304
Co(NH <sub>3</sub> ) <sub>5</sub> OH <sub>2</sub> <sup>3+</sup>	NCS <sup>-</sup>	1.0	5.0	Na(ClO <sub>4</sub> ,NCS)	6.9 × 10 <sup>-6</sup>	-	-	S	303
Co(NH <sub>3</sub> ) <sub>5</sub> OH <sub>2</sub> <sup>3+</sup>	H <sub>2</sub> PO <sub>4</sub> <sup>-</sup>	-	-	H <sub>2</sub> O	2.2 × 10 <sup>-6</sup>	-	-	S	81
Co(NH <sub>3</sub> ) <sub>5</sub> OS <sub>2</sub> O <sub>2</sub> <sup>+</sup>	Cl <sup>-</sup>	1.0	-	( $\frac{Ba}{2}, \frac{La}{3}$ ) Cl	7.3 × 10 <sup>-7</sup>	14.7	-37.7	T	103
Co(NH <sub>3</sub> ) <sub>5</sub> OS <sub>2</sub> O <sub>2</sub> <sup>+</sup>	NH <sub>3</sub>	1.0	-	NH <sub>4</sub> NO <sub>3</sub>	1.4 × 10 <sup>-7</sup>	12	-49.3	T	103
<i>cis</i> -Co(en) <sub>2</sub> (NH <sub>2</sub> Et)(OH <sub>2</sub> ) <sup>3+</sup>	Cl <sup>-</sup>	0.001	-	HNO <sub>3</sub>	8.5 × 10 <sup>-10</sup>	34.2	28.4 (14.6)	T	113
<i>cis</i> -Co(en) <sub>2</sub> Cl(DMSO) <sup>2+</sup>	Cl <sup>-</sup>	[Cl <sup>-</sup> ] = 4.1 × 10 <sup>-3</sup> M	-	DMA	-	25.9	-	S	306
<i>cis</i> -Co(en) <sub>2</sub> Cl(DMSO) <sup>2+</sup>	Cl <sup>-</sup>	[Cl <sup>-</sup> ] = 3.8 × 10 <sup>-2</sup> M	-	DMA	-	26.9	-	S	306
<i>cis</i> -Co(en) <sub>2</sub> Cl(DMSO) <sup>2+</sup>	Cl <sup>-</sup>	[Cl <sup>-</sup> ] = 4.0 × 10 <sup>-3</sup> M	-	TMS	-	25.9	-	S	306
<i>cis</i> -Co(en) <sub>2</sub> Cl(DMSO) <sup>2+</sup>	Cl <sup>-</sup>	[Cl <sup>-</sup> ] = 9.15 × 10 <sup>-2</sup> M	-	TMS	-	28.4	-	S	306
<i>cis</i> -Co(en) <sub>2</sub> Cl(DMSO) <sup>2+</sup>	Cl <sup>-</sup>	[Cl <sup>-</sup> ] = 7.1 × 10 <sup>-3</sup> M	-	DMF	-	26.9	-	S	306
<i>cis</i> -Co(en) <sub>2</sub> Cl(DMSO) <sup>2+</sup>	Cl <sup>-</sup>	[Cl <sup>-</sup> ] = 5.3 × 10 <sup>-2</sup> M	-	DMF	-	26.9	-	S	306
<i>cis</i> -Co(en) <sub>2</sub> Br(DMF) <sup>2+</sup>	Br <sup>-</sup>	-	-	DMF	-	33.4	-	S	270
<i>cis</i> -Co(en) <sub>2</sub> Br(DMA) <sup>2+</sup>	Br <sup>-</sup>	-	-	DMA	-	33.4	-	S; Products are <i>cis</i> and <i>trans</i>	270

DATA TABLE VIII. (Cont.)

Compound	Replacing Ligand	$\mu(M)$	pH	Ionic Medium	k	$\Delta H^\ddagger$	$\Delta S^\ddagger$	Comments	Table Ref. No.
<i>cis</i> -Co(en) <sub>2</sub> Br(DMA) <sup>2+</sup>	Br <sup>-</sup>	-	-	DMA	-	18.4	-	S; 100% <i>trans</i> prod.	270
<i>trans</i> -Co(DH) <sub>2</sub> I(OH <sub>2</sub> )	Br <sup>-</sup>	1.0	2.5-2.9	KNO <sub>3</sub>	$3.0 \times 10^{-4}$	<u>17.8</u>	<u>-14</u>	S	307
<i>trans</i> -Co(DH) <sub>2</sub> I(OH <sub>2</sub> )	HSO <sub>3</sub> <sup>-</sup>	1.0	2.7-3.1	KNO <sub>3</sub>	$3.4 \times 10^{-3}$	<u>14.4</u>	<u>-21</u>	S	307
<i>trans</i> -Co(DH) <sub>2</sub> NO <sub>2</sub> (OH <sub>2</sub> )	Br <sup>-</sup>	1.0	3.0-4.7	KNO <sub>3</sub>	$1.6 \times 10^{-4}$	<u>22.5</u>	<u>0</u>	S	307
<i>trans</i> -Co(DH) <sub>2</sub> NO <sub>2</sub> (OH <sub>2</sub> )	NCS <sup>-</sup>	1.0	3.7-6.0	KNO <sub>3</sub>	$5.8 \times 10^{-4}$	<u>19.1</u>	<u>-9</u>	S	307
<i>trans</i> -Co(DH) <sub>2</sub> NO <sub>2</sub> (OH <sub>2</sub> )	N <sub>3</sub> <sup>-</sup>	1.0	5.1-5.9	KNO <sub>3</sub>	$5.7 \times 10^{-4}$	<u>16.2</u>	<u>-19</u>	S	307
<i>trans</i> -Co(DH) <sub>2</sub> NO <sub>2</sub> (OH <sub>2</sub> )	HSO <sub>3</sub> <sup>-</sup>	1.0	4.1-4.5	KNO <sub>3</sub>	$8.5 \times 10^{-3}$	<u>15.0</u>	<u>-17</u>	S	307
Co(DH) <sub>2</sub> (CH <sub>3</sub> )(OH <sub>2</sub> )	Py	-	-	Py	$6.8 \times 10^{-1}$	20.5	19(9.5)	S <sub>BF</sub>	294
Co(DH) <sub>2</sub> (CH <sub>3</sub> )(OH <sub>2</sub> )	NCS <sup>-</sup>	-	-	NaNCS	1.5	17.5	10	S <sub>BF</sub>	294
Ru(NH <sub>3</sub> ) <sub>5</sub> OH <sub>2</sub> <sup>3+</sup>	Cl <sup>-</sup>	0.26	1.0	(Na,H)Cl	$2.1 \times 10^{-3}$ (54.7°C)	-	(1.0)	S	310
Ru(NH <sub>3</sub> ) <sub>5</sub> OH <sub>2</sub> <sup>3+</sup>	Br <sup>-</sup>	0.26	1.0	(Na,H)Br	$1.3 \times 10^{-3}$ (54.7°C)	-	-	S	310
Ru(NH <sub>3</sub> ) <sub>5</sub> OH <sub>2</sub> <sup>3+</sup>	I <sup>-</sup>	0.26	1.0	NaI	$7.4 \times 10^{-4}$ (54.7°C)	-	-	S	310
<i>cis</i> -Ru(en) <sub>2</sub> (OH <sub>2</sub> ) <sub>2</sub> <sup>3+</sup>	Cl <sup>-</sup>	0.26	0.6	(Na,H)Cl	$2.5 \times 10^{-3}$	18.8	- 7.3	S	310
<i>cis</i> -Ru(en) <sub>2</sub> (OH <sub>2</sub> ) <sub>2</sub> <sup>3+</sup>	Br <sup>-</sup>	0.26	0.6	(Na,H)Br	$1.8 \times 10^{-3}$	19.6	- 5.3	S	310
<i>cis</i> -Ru(en) <sub>2</sub> ClOH <sub>2</sub> <sup>2+</sup>	Cl <sup>-</sup>	0.10	1.0	HCl	$4.3 \times 10^{-4}$	23.4	4.6	S; k ↓ μ ↑ and ΔH <sup>‡</sup> ↓ μ ↑	310
<i>cis</i> -Ru(en) <sub>2</sub> BrOH <sub>2</sub> <sup>2+</sup>	Br <sup>-</sup>	0.50	0.3	HBr	$1.9 \times 10^{-4}$	21.4	- 3.7	S	310
Rh(NH <sub>3</sub> ) <sub>5</sub> OH <sub>2</sub> <sup>3+</sup>	Cl <sup>-</sup>	0.0125	2.6	(Na,H)(Cl,ClO <sub>4</sub> )	$1.5 \times 10^{-5}$	27.6	12.0	S	185
Rh(NH <sub>3</sub> ) <sub>5</sub> OH <sub>2</sub> <sup>3+</sup>	Cl <sup>-</sup>	0.20	large excess	Na(Cl,ClO <sub>4</sub> )	$6.8 \times 10^{-6}$	25.5	3.2	S	187
Rh(NH <sub>3</sub> ) <sub>5</sub> OH <sub>2</sub> <sup>3+</sup>	Br <sup>-</sup>	0.20	large excess	Na(Br,ClO <sub>4</sub> )	$4.6 \times 10^{-6}$	25.3	1.9	S	187
Rh(NH <sub>3</sub> ) <sub>5</sub> OH <sub>2</sub> <sup>3+</sup>	I <sup>-</sup>	0.20	large excess	Na(I,ClO <sub>4</sub> )	$4.3 \times 10^{-6}$	24.4	- 1.4	S	187
Rh(NH <sub>3</sub> ) <sub>5</sub> OH <sub>2</sub> <sup>3+</sup>	NCS <sup>-</sup>	0.20	large excess	Na(NCS,ClO <sub>4</sub> )	$5.0 \times 10^{-6}$	23.8	- 3.0	S	187
<i>trans</i> -Rh(en) <sub>2</sub> NH <sub>3</sub> (OH <sub>2</sub> ) <sup>3+</sup>	Cl <sup>-</sup>	-	-	-	-	25.2	-	-	312
<i>trans</i> -Rh(en) <sub>2</sub> Cl(OH <sub>2</sub> ) <sup>2+</sup>	Cl <sup>-</sup>	0.20	4	Na(Cl,ClO <sub>4</sub> )	$2.4 \times 10^{-5}$	25.3	5.2	S	313
<i>trans</i> -Rh(en) <sub>2</sub> Cl(OH <sub>2</sub> ) <sup>2+</sup>	Br <sup>-</sup>	0.20	4	Na(Br,ClO <sub>4</sub> )	$2.3 \times 10^{-5}$	24.4	2.0	S	313
<i>trans</i> -Rh(en) <sub>2</sub> Br(OH <sub>2</sub> ) <sup>2+</sup>	Cl <sup>-</sup>	0.20	4	Na(Cl,ClO <sub>4</sub> )	$3.5 \times 10^{-4}$	22.0	0.5	S	313
<i>trans</i> -Rh(en) <sub>2</sub> Br(OH <sub>2</sub> ) <sup>2+</sup>	Br <sup>-</sup>	0.20	4	Na(Br,ClO <sub>4</sub> )	$2.6 \times 10^{-4}$	22.3	0.4	S	313
<i>trans</i> -Rh(en) <sub>2</sub> I(OH <sub>2</sub> ) <sup>2+</sup>	Cl <sup>-</sup>	0.50	4	Na(Cl,ClO <sub>4</sub> )	$6.1 \times 10^{-2}$	19.5	0.6	S	313
<i>trans</i> -Rh(en) <sub>2</sub> I(OH <sub>2</sub> ) <sup>2+</sup>	Br <sup>-</sup>	0.20	4	Na(Br,ClO <sub>4</sub> )	$6.0 \times 10^{-2}$	18.6	- 1.4	S	313
<i>trans</i> -Rh(en) <sub>2</sub> I(OH <sub>2</sub> ) <sup>2+</sup>	I <sup>-</sup>	0.50	4	Na(I,ClO <sub>4</sub> )	$5.1 \times 10^{-2}$	18.0	0.3	S	313
<i>trans</i> -RhCl <sub>4</sub> (OH <sub>2</sub> ) <sub>2</sub> <sup>-</sup>	Cl <sup>-</sup>	4.0	<0	H(Cl,ClO <sub>4</sub> )	$3.5 \times 10^{-4}$	21.3	(-4.1)	S	193
RhCl <sub>3</sub> (OH <sub>2</sub> ) <sub>2</sub> <sup>-</sup>	Cl <sup>-</sup>	4.0	<0	H(Cl,ClO <sub>4</sub> )	$2.2 \times 10^{-4}$	16.5	-2.9	S	194
IrCl <sub>3</sub> (OH <sub>2</sub> ) <sub>3</sub>	Cl <sup>-</sup>	3.7	<0	(Na,H)ClO <sub>4</sub>	$5 \times 10^{-7}$	28.2	7.3	S	198



IrCl <sub>4</sub> (OH <sub>2</sub> ) <sub>2</sub> <sup>-</sup>	Cl <sup>-</sup>	3.7	<0	(Na,H)ClO <sub>4</sub>	1.8 × 10 <sup>-6</sup>	27.2	6.5	S,T	199
IrCl <sub>5</sub> (OH <sub>2</sub> ) <sub>2</sub> <sup>-</sup>	Cl <sup>-</sup>	2.2	0	(Na,H)(Cl,ClO <sub>4</sub> )	4.7 × 10 <sup>-5</sup> (50°)	-	-	S	316

is so little ion-pairing that the reaction is truly second-order under the conditions chosen, the values obtained by different groups should agree. If, however, the changeover from second-order to first-order has started, agreement on "second-order rate constants" could be poor.

In spite of this variability in results, there are some interesting mechanistic clues in Data Table VIII that may be useful in the general context of this review:

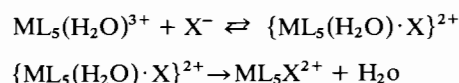
a) The two values of  $\Delta S^\ddagger$  for anation of V(III) complexes are very negative as is the value for aquation of V(H<sub>2</sub>O)<sub>5</sub>NCS<sup>2+</sup> in Data Table I. This is felt to be good evidence for a fair amount of associative behavior in the mechanism of replacement in V(III) complexes.

b) The two  $\Delta S^\ddagger$  values for anation of Co(NH<sub>3</sub>)<sub>5</sub>OS<sub>2</sub>O<sub>2</sub><sup>+</sup> are so far from other Co(III) data that some doubt as to the nature of the process investigated is justified.

c) The values of  $\Delta S^\ddagger$  for anation of *trans*-Co(DH)<sub>2</sub>X(H<sub>2</sub>O) from reference 307 are more negative than for most cobalt complexes. Since a significant *trans*-effect may obtain in these complexes, one must consider the possibility that the *trans*-effect in these complexes is a consequence of a mechanistic shift towards a greater degree of associative character.

## 15. First-Order Anations

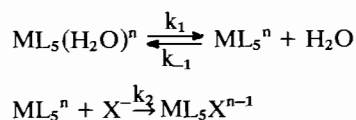
First-order anations can arise from two different types of reaction. If the complex is cationic and the entering ligand is an anion, the two-step sequence



wherein the wavy brackets denote an ion-pair, is often postulated.

When the amount of entering anion ligand is sufficiently high so that all of the reactant complex is in the form of the ion-pair  $\{\text{ML}_5\text{H}_2\text{O} \cdot \text{X}\}^{2+}$ , the kinetics are changed over to first-order in ion-pair and the rate becomes independent of anion concentration (but not necessarily of anion nature). For example, the ion pair  $\{\text{Co}(\text{NH}_3)_5(\text{H}_2\text{O}) \cdot \text{Cl}\}^{2+}$  has been postulated<sup>36</sup> in the reaction for formation of the chloropentaammine complex. This mechanism is much favored by inorganic chemists at the present time.

Another path leading to first-order rate constants can obtain in the absence of ion-pairing. This mechanism also has two steps, as follows:



Here a five coordinate intermediate is formed Using the steady-state approximation it can be shown that when  $k_2[X^-] \gg k_{-1}[H_2O]$  the rate law is

$$v = k_1[ML_5(H_2O)^n]$$

This first-order anation will obtain when  $X^-$  is a much stronger nucleophile, in this case, the observed rate is independent of both nature and concentration of nucleophile (provided of course that it is strong)<sup>23d</sup> This type of mechanism seems appropriate for anation of  $Co(CN)_5(H_2O)^{2-}$

The results for first-order anations are given in Data Table IX In view of the importance of this type of kinetics to our understanding of the ligand replacement processes in octahedral systems the amount of data is disappointing some high quality data are needed

## 16 Activation Volumes

The eleven pieces of data in Data Table X are useful for they give confirmation to some of the conclusions discussed above The activation volume for water exchange of  $Rh(NH_3)_5(H_2O)^{3+}$  is more negative than for  $Co(NH_3)_5(H_2O)^{3+}$  this is reasonable on the basis that replacements in rhodium(III) complexes have a greater degree of associative character than do those of cobalt(III) For  $Cr(NH_3)_5(H_2O)^{3+}$  a similar behavior is expected Also the value of  $\Delta V^\ddagger$  for exchange between  $Cr(H_2O)_6^{3+}$  and  $H_2O$  is sufficiently negative to indicate associative character

It is interesting to note and it is not unexpected to see that as  $\Delta V^\ddagger$  decreases (becomes more negative) the corresponding value of  $\Delta S^\ddagger$  also decreases

The other insight in these data is to be found in the values of  $\Delta V^\ddagger$  for aquations of complexes of the type  $Co(NH_3)_5X^{n+}$  As the charge on the leaving ligand becomes more negative charge separation in the transition state becomes a more important factor Ions tend to shrink the solvent around themselves and this process is known as electrostriction In going from ground state to a transition state with charge separation the contribution of electrostriction to the value of  $\Delta V^\ddagger$  would be negative (smaller net volume) No charge separation obtains when X is  $H_2O$  There is some charge separation when X is a mononegative ion ( $Cl^-$   $Br^-$  and  $NO_3^-$ ) Charge separation is very important when X is sulfate ion The values of  $\Delta V^\ddagger$  for the three cases are +1.2 -8.1 (average of the three values) and -16.9  $cm^3 mol^{-1}$  The order is as predicted on the basis of electrostriction Further evidence that electrostriction is a correct (although incomplete) explanation comes from the observation<sup>37</sup> that  $\Delta V^\ddagger$  is virtually identical of  $\Delta V$  for the overall reaction This also is consistent with bond breaking being very

DATA TABLE IX Anation (Interchange) 1st Order Rate Constants

Compound	Replacing Ligand	$\mu(M)$	pH	Medium	k	$\Delta H^\ddagger$	$\Delta S^\ddagger$	Comments	Table Ref No
$Cr(OH_2)_6^{3+}$	$ClO_4^-$	5.11	-	$HClO_4$	$3.0 \times 10^{-4}$	22.1	-0.5	S 2T 10 range	21
$Cr(OH_2)_6^{3+}$	oxH <sub>2</sub>	2.0	$\leq 0.7$	(Na H)ClO <sub>4</sub>	$4.7 \times 10^{-6}$	29.0	14.1	S	291
<i>cis</i> $Cr(ox)_2(OH_2)_2^-$	oxH	0.5	2.7-6.0	(Na H)(ox/2 ClO <sub>4</sub> )	$1.3 \times 10^{-4}$	22	-2	S	293
<i>cis</i> $Cr(ox)_2(OH_2)_2^-$	ox	0.5	2.7-6.0	(Na H)(ox/2 ClO <sub>4</sub> )	$1.3 \times 10^{-4}$	22	-2	S	293
$Co(NH_3)_5OH_2^{3+}$	$Cl^-$	1.0	3.0	Na(ClO <sub>4</sub> Cl)	$2.1 \times 10^{-5}$	-	-	S 45	303
$Co(NH_3)_5OH_2^{3+}$	$NCS^-$	1.0	5.0	Na(ClO <sub>4</sub> NCS)	$1.6 \times 10^{-5}$	-	-	S 45	303
$Co(NH_3)_5OH_2^{3+}$	$H_2PO_4^-$	-	-	$H_2O$	$7.6 \times 10^{-7}$	-	-	S	81
<i>cis</i> $Co(en)_2Cl(DMF)^{2+}$	$Br^-$	-	-	DMF	$2.2 \times 10^{-5}$	17.1	-27.1	S	207
<i>cis</i> $Co(en)_2(ox)(OH_2)^+$	ox ring closure	0.37	7.8-8.1	Na(NO <sub>3</sub> ox/2)	$\sim 10^{-4}$	23.0	-6.5	S 10 range	308
<i>trans</i> $Co(en)_2Cl(OHMe)^{2+}$	$Cl^-$	-	-	MeOH	$1.0 \times 10^{-2}$	-	-	S	266
$Rh(OH_2)_6^{3+}$	$Cl^-$	2.5	-	(Na H)(Cl ClO <sub>4</sub> )	$6.7 \times 10^{-10}$	36.5	21.9	S	314
$Rh(OH_2)_6^{3+}$	$Cl^-$	1.2	0.3-1.0	(Na H)(ClO <sub>4</sub> Cl)	$8.6 \times 10^{-9}$	32.1	16	T	315
$Rh(OH_2)_5OH^{2+}$	$Cl^-$	2.5	0.88-<0	(Na H)(Cl ClO <sub>4</sub> )	$2.4 \times 10^{-6}$	38.5	44.9	S	314

DATA TABLE X. Activation Volumes.

Complex	$\Delta V^\ddagger$ ( $\text{cm}^3/\text{mol}$ )	Reaction	Table Ref. No
$\text{Cr}(\text{H}_2\text{O})_6^{3+}$	- 9.3	Exchange	317
$\text{Cr}(\text{H}_2\text{O})_5(\text{ONO}_2)^{2+}$	-12.7	Aquation	311
$\text{Cr}(\text{NH}_3)_5(\text{OH}_2)^{3+}$	- 5.8	Exchange	318
$\text{Co}(\text{NH}_3)_5(\text{OH}_2)^{3+}$	1.2	Exchange	80
$\text{Co}(\text{NH}_3)_5\text{Cl}^{2+}$	- 9.7	Aquation <sup>a</sup>	319
$\text{Co}(\text{NH}_3)_5\text{Br}^{2+}$	- 8.6	Aquation <sup>a</sup>	319
$\text{Co}(\text{NH}_3)_5(\text{ONO}_2)^{2+}$	- 5.9	Aquation <sup>a</sup>	319
$\text{Co}(\text{NH}_3)_5(\text{OSO}_3)^+$	-16.9	Aquation <sup>a</sup>	319
$\text{Co}(\text{NH}_3)_5\text{Br}^{2+}$	8.5	Base hydrolysis	226
$\text{Rh}(\text{NH}_3)_5(\text{OH}_2)^{3+}$	- 4.1	Exchange	318
<i>trans</i> - $\text{Cr}(\text{ox})_2(\text{H}_2\text{O})_2^-$	-16	Trans→cis isomerization <sup>b</sup>	365

<sup>a</sup>  $\Delta V^\ddagger$  is virtually coincident with the change of volume of the overall reaction.

<sup>b</sup>  $\Delta V^\ddagger$  becomes  $-9.8 \text{ cm}^3/\text{mol}$  in the presence of  $\text{Ca}(\text{NO}_3)_2$  and  $-5.4$  in the presence of  $\text{HClO}_4$ .

important, since the closeness in size of  $\Delta V^\ddagger$  and  $\Delta V$  suggests that the leaving group is nearly as free in the transition state as in the final state. The positive (albeit small) value of the activation volume for water exchange is in agreement with such an interpretation.

## 17. Summary Conclusions

The present compilation is, to the best of our knowledge, the most complete set of data dealing with rates and mechanisms of octahedral complexes having the central metal in oxidation state three. We hope that the numbers collected and calculated will be useful to inorganic chemists. Also it is our opinion that good activation parameter data (specifically,  $\Delta H^\ddagger$ ,  $\Delta S^\ddagger$  and  $\Delta V^\ddagger$ ) can be helpful in elucidating the mechanisms of ligand replacement in complexes and that such data should be obtained carefully (whenever possible) in reaction mechanisms studies.

## 18. Acknowledgements

We are much indebted to Professor G. Illuminati of the University of Rome for helpful discussions and for providing us a most favorable ambient. Financial support was provided by the Centro di Studio dei Meccanismi di Reazione del Consiglio Nazionale delle Ricerche of Italy and the United States Air Force Office of Scientific Research (Grant # 71-1961A). One of us (J.O.E.) was generously granted a Fellowship by the John Simon Guggenheim Memorial Foundation. Also we thank Mrs. Bert Hanson for her skill, accuracy and thoughtfulness in assisting with the manuscript preparation.

## 19. Text References

- 1 C. H. Langford and H. Gray, "Ligand Substitution Processes," Benjamin, New York, N. Y. (1965), chapters 1 and 3.
- 2 H. Taube, *Chem. Rev.*, **50**, 69 (1952).
- 3 J. O. Edwards, "Inorganic Reaction Mechanisms," Benjamin, New York, N. Y. (1964), chapter 6.
- 4 F. Basolo and R. G. Pearson, "Mechanisms of Inorganic Reactions," Wiley, New York, N. Y., Second edition (1967).
- 5 D. R. Stranks, in "Modern Coordination Chemistry," edited by J. Lewis and R. G. Wilkins, Interscience-Wiley, New York, N. Y. (1960), chapter 2.
- 6 F. Basolo and R. G. Pearson, *Adv. Inorg. Radiochem.*, **3**, 1-89 (1961).
- 7 A. McAuley and J. Hill, *Quart. Rev. (London)*, **23**, 18-36 (1969).
- 8 N. Sutin, *Ann. Rev. Phys. Chem.*, **17**, 119-172 (1966).
- 9 K. Kustin and J. Swinehart, *Progr. Inorg. Chem.*, **13**, 107-158 (1970).
- 10 "Mechanisms of Inorganic Reactions," A.C.S. Monograph # 49, American Chemical Society, Washington, D. C. (1965).
- 11 M. M. Jones, "Elementary Coordination Chemistry," Prentice-Hall, Englewood Cliffs, New Jersey (1964), pages 185-226.
- 12 a) M. L. Tobe, *Rec. Chem. Progr.*, **27**, 79 (1966); b) M. L. Tobe, in "Studies on Chemical Structure and Reactivity," edited by J. Ridd, Methuen, London (1966), pages 215 ff.
- 13 R. G. Wilkins, *Accts. Chem. Res.*, **3**, 408 (1970).
- 14 C. K. Poon, *Inorg. Chim. Acta Rev.*, **4**, 132 (1970).
- 15 a) O. Exner, *Coll. Czechoslov. Chem. Commun.*, **29**, 1094 (1964); b) J. E. Leffler, *J. Org. Chem.*, **20**, 1202 (1955); c) R. C. Petersen, *J. Org. Chem.*, **29**, 3133 (1964); d) R. F. Brown, *J. Org. Chem.*, **27**, 3015 (1962); e) W. B. Person, *J. Am. Chem. Soc.*, **84**, 536 (1962).
- 16 a) M. G. Burnett, *J. Chem. Soc., A*, 2486, 2490 (1970); b) L. Heck, *Inorg. Nucl. Chem. Letters*, **7**, 701, 709 (1971).

- 17 B. Perlmutter-Hayman, *Progr. React. Kinetics*, **6**, 239 (1971).
- 18 A.D. Pethybride and J.E. Prue, *Progr. Inorg. Chem.*, **17**, 327-390 (1972).
- 19 D.R. Rosseinsky, *Chem. Rev.*, **72**, 229 (1972).
- 20 a) F. Monacelli, *Inorg. Chim. Acta*, **2**, 263 (1968); b) E. Borghi, F. Monacelli and T. Prosperi, *Inorg. Nucl. Chem. Letters*, **6**, 667 (1970); c) D.R. Stranks and T.W. Swaddle, *J. Am. Chem. Soc.*, **93**, 2783 (1971); d) T.W. Swaddle and D.R. Stranks, *J. Am. Chem. Soc.*, **94**, 8357 (1972).
- 21 Reference 4, page 169.
- 22 a) A.J. Poë and C.P.J. Vuik, 3rd Northeast Regional Meeting (A.C.S.), October 1971; b) D.N. Hague and J. Halpern, *Inorg. Chem.*, **6**, 2059 (1967).
- 23 a) B.P. Cotsoradis and R.D. Archer, *Inorg. Chem.*, **6**, 800 (1967); b) L.J. Boucher and J.C. Bailar, Jr., *J. Inorg. Nucl. Chem.*, **27**, 1093 (1965); c) R.J. Kline and R.A. Velapoldi, *Inorg. Chem.*, **9**, 1312 (1970); d) D.R. Stranks and J.K. Yandell, *Inorg. Chem.*, **9**, 751 (1970); e) P.H. Tewari, R.W. Gaver, H.K. Wilcox and W.K. Wilmarth, *Inorg. Chem.*, **6**, 611 (1967); f) H.G. Tsiang and W.K. Wilmarth, *Inorg. Chem.*, **7**, 2535 (1968); g) R.S. Murray, D.R. Stranks and J.K. Yandell, *Chem. Commun.*, 604 (1969); h) H.H. Chen, M.-S. Tsao, R.W. Gaver, P.H. Tewari and W.K. Wilmarth, *Inorg. Chem.*, **5**, 1913 (1966); i) E. Campi, C. Paradisi, G. Schiavon and M.L. Tobe, *Chem. Commun.*, 682 (1966); j) G. Schiavon, R. Campi, and Q.G. Mulazzani, *Annual Meeting*, Italian Chemical Society (1967), page 85 of *Inorganic Abstracts*; k) A.L. Crumbliss and W.K. Wilmarth, *J. Am. Chem. Soc.*, **92**, 2593 (1970); l) J. Halpern, R.A. Palmer and L.M. Blakley, *J. Am. Chem. Soc.*, **88**, 2877 (1966); m) L.B. Richards, *Ph.D. thesis*, Univ. of Chicago (1970); n) R.A. Palmer, *Ph.D. thesis*, Univ. of Chicago (1966); o) P. Moore, F. Basolo, R.G. Pearson, *Inorg. Chem.*, **5**, 223 (1966); p) D.W. Carlyle and E.L. King, *Inorg. Chem.*, **9**, 2333 (1970); q) T.C. Matts and P. Moore, *Chem. Commun.*, 29 (1969); r) T.C. Matts and P. Moore, *J. Chem. Soc.*, **A**, 1997 (1969); s) D.E. Bracken, *Ph.D. thesis* at Univ. of Western Ontario, London, Ontario, Canada (1967); t) H.L. Bott, E.J. Bounsell, and A.J. Poë, *J. Chem. Soc.*, 1275 (1966); u) H.L. Bott and A.J. Poë, *J. Chem. Soc.*, 205 (1967); v) A.J. Poë and K. Shaw, *Chem. Commun.*, 52 (1967); w) T. Sakurai, J.P. Fox, and L.L. Ingraham, *Inorg. Chem.*, **10**, 1105 (1971); x) D. Thusius, *J. Am. Chem. Soc.*, **93**, 2629 (1971); y) J.G. Jones and M.V. Twigg, *Inorg. Chem.*, **8**, 2120 (1969); aa) A.J. Poë, K. Shaw, and M.J. Wendt, *Inorg. Chim. Acta*, **1**, 371 (1967); bb) F. Basolo, E.J. Bounsell, and A.J. Poë, *Proc. Chem. Soc.*, 366 (1963); cc) R.A. Bauer and F. Basolo, *Inorg. Chem.*, **8**, 2237 (1969); dd) J.E. Byrd and W.K. Wilmarth, *Inorg. Chim. Acta Rev.*, **5**, 7 (1971).
- 24 a) M.L. Tobe, *Accts. Chem. Res.*, **3**, 377 (1970); b) F.R. Nordmeyer, *Inorg. Chem.*, **8**, 2780 (1969); c) D.A. Buckingham, I.I. Olsen and A.M. Sargeson, *J. Am. Chem. Soc.*, **90**, 6654 (1968).
- 25 c.f., a) L.L. Schlaeger and F.A. Long, *Adv. Phys. Org. Chem.*, **1**, 1 (1963); b) J.O. Edwards, *J. Chem. Educ.*, **45**, 386 (1968); and c) L. Cattalini, *Progr. Inorg. Chem.*, **13**, 295 (1970).
- 26 a) C.F. Wells, *Nature*, **205**, 693 (1965); b) E. Rabino-wich and W.H. Stockmayer, *J. Am. Chem. Soc.*, **64**, 335 (1942); c) K. Swaminathan and G.M. Harris, *J. Am. Chem. Soc.*, **88**, 4411 (1966); d) A.J. Poë, K. Shaw and M.J. Wendt, *Inorg. Chim. Acta*, **1**, 371 (1967); e) C. Postmus and E.L. King, *J. Phys. Chem.*, **59**, 1208 (1955); f) L.H. Sutcliffe and J.R. Weber, *Trans. Faraday Soc.*, **52**, 1225 (1956).
- 27 c.f. a) T.W. Swaddle and G. Guastalla, *Inorg. Chem.*, **7**, 1915 (1968); b) T.W. Swaddle, *J. Am. Chem. Soc.*, **89**, 4338 (1967); and references therein.
- 28 a) C.H. Langford, *Inorg. Chem.*, **4**, 265 (1965); b) T.W. Swaddle and G. Guastalla, *Inorg. Chem.*, **8**, 1604 (1969); c) A. Haim, *Inorg. Chem.*, **9**, 426 (1970); d) W.E. Jones, R.B. Jordan and T.W. Swaddle, *Inorg. Chem.*, **8**, 2504 (1969).
- 29 a) N. Serpone and D.G. Bickley, *Progr. Inorg. Chem.*, **17**, 391-566 (1972); b) J.C. Bailar, Jr., *J. Inorg. Nucl. Chem.*, **8**, 165 (1958).
- 30 M.L. Tobe, *Inorg. Chem.*, **7**, 1260 (1968).
- 31 I. Lauder, J.A. Broomhead and P. Nimmo, *J. Chem. Soc.*, (**A**), 645 (1971).
- 32 F. Basolo, J.G. Bergmann and R.G. Pearson, *J. Phys. Chem.*, **52**, 22 (1952).
- 33 a) F. Aprile, V. Caglioti, V. Carunchio and G. Illuminati, in "Advances in the Chemistry of the Coordination Compounds", edited by S. Kirschner, page 649, Macmillan, New York, N.Y. (1961); b) C.A. Bunton and D.R. Llewellyn, *J. Chem. Soc.*, 1692 (1953); c) F. Aprile, V. Caglioti and G. Illuminati, *J. Inorg. Nucl. Chem.*, **21**, 325 (1961); d) V. Carunchio, G. Illuminati, and F. Maspero, **28**, 2693 (1966); e) G. Illuminati and F. Monacelli, *J. Inorg. Nucl. Chem.*, **29**, 1265 (1967); f) F. Monacelli, *Inorg. Chim. Acta*, **1**, 271 (1967); and g) V. Carunchio, G. Illuminati, and G. Ortaggi, *Inorg. Chem.*, **6**, 2168 (1967).
- 34 R.B. Jordan and H. Taube, *J. Am. Chem. Soc.*, **88**, 4406 (1966).
- 35 F. Monacelli, *J. Inorg. Nucl. Chem.*, **29**, 1079 (1967).
- 36 C.H. Langford and W.R. Muir, *J. Am. Chem. Soc.*, **89**, 3141 (1967).
- 37 W.E. Jones and T.W. Swaddle, *Chem. Commun.*, 998 (1969).

## 21. Data Table References

- 1 B.R. Baker, N. Sutin and T.J. Welch, *Inorg. Chem.*, **6**, 1948 (1967).
- 2 J.N. Armor and A. Haim, *J. Am. Chem. Soc.*, **93**, 867 (1971).
- 3 R.F. Childers, Jr., K.G. Vander Zyl, Jr., D.A. House, R.G. Hughes and C.S. Garner, *Inorg. Chem.*, **7**, 749 (1968).
- 4 J.P. Hunt and R.A. Plane, *J. Am. Chem. Soc.*, **76**, 5960 (1954).
- 5 H.A.E. MacKenzie and A.M. Milner, *Trans Faraday Soc.*, **49**, 1437 (1953).
- 6 J.H. Espenson and D.W. Carlyle, *Inorg. Chem.*, **5**, 586 (1966).
- 7 D.K. Wakefield and W.B. Schaap, *Inorg. Chem.*, **8**, 512 (1969).

- 8 F. Nordmeyer and H. Taube, *J. Am. Chem. Soc.*, **90**, 1162 (1968).
- 9 T.W. Swaddle and E.L. King, *Inorg. Chem.*, **4**, 532 (1965).
- 10 F.A. Guthrie and E.L. King, *Inorg. Chem.*, **3**, 916 (1964).
- 11 A. Adin, J. Doyle and A.G. Sykes, *J. Chem. Soc.*, (A), 1504 (1967).
- 12 J.H. Espenson, *Inorg. Chem.*, **3**, 968 (1964).
- 13 M. Ardon, *Inorg. Chem.*, **4**, 372 (1965).
- 14 J.P. Birk and J.H. Espenson, *Inorg. Chem.*, **7**, 991 (1968).
- 15 T.W. Swaddle and E.L. King, *Inorg. Chem.*, **3**, 234 (1964).
- 16 J. Doyle, A.G. Sykes and A. Adin, *J. Chem. Soc. (A)*, 1314 (1968).
- 17 C. Postmus and E.L. King, *J. Phys. Chem.*, **59**, 1216 (1955).
- 18 M. Orhanovic and N. Sutin, *J. Am. Chem. Soc.*, **90**, 4286 (1968).
- 19 M. Ardon and N. Sutin, *Inorg. Chem.*, **6**, 2268 (1967).
- 20 T.W. Swaddle, *J. Am. Chem. Soc.*, **89**, 4338 (1967).
- 21 K.M. Jones and J. Bjerrum, *Acta Chem. Scand.*, **19**, 974 (1965).
- 22 E. Deutsch and H. Taube, *Inorg. Chem.*, **7**, 1532 (1968).
- 23 N. Fogel, J. Ming, Jen Tai and J. Yarborough, *J. Am. Chem. Soc.*, **84**, 1145 (1962).
- 24 J.E. Finholt and S.N. Deming, *Inorg. Chem.*, **6**, 1533 (1967).
- 25 J. Burgess, B.A. Goodman and J.B. Raynor, *J. Chem. Soc. (A)*, 501 (1968).
- 26 T.J. Williams and C.S. Garner, *Inorg. Chem.*, **9**, 52 (1970).
- 27 H.B. Johnson and W.L. Reynolds, *Inorg. Chem.*, **2**, 468 (1963).
- 28 C.W. Merideth, W.D. Mathews and E.F. Orlemann, *Inorg. Chem.*, **3**, 320 (1964).
- 29 N.E. Nechaeva, N.F. Zorich and D.P. Zosimovich, *Ukr. Kim. Zh.*, **32**, 1273 (1966); *CA* 66:108739z.
- 30 D.K. Lin and C.S. Garner, *J. Am. Chem. Soc.*, **91**, 6637 (1969).
- 31 T.J. Williams and C.S. Garner, *Inorg. Chem.*, **8**, 1639 (1969).
- 32 D.M. Tuffy-Smith, R.K. Kurimoto, D.A. House and C.S. Garner, *Inorg. Chem.*, **6**, 1524 (1967).
- 33 R.G. Hughes and C.S. Garner, *Inorg. Chem.*, **7**, 1988 (1968).
- 34 N.V. Duffy and J.E. Earley, *J. Am. Chem. Soc.*, **89**, 272 (1967).
- 35 P.J. Staples, *J. Chem. Soc. (A)*, 2731 (1968).
- 36 T.C. Matts and P. Moore, *J. Chem. Soc. (A)*, 219 (1969).
- 37 A.E. Ogard and H. Taube, *J. Am. Chem. Soc.*, **80**, 1084 (1958).
- 38 S.C. Chan and K.Y. Hui, *Aust. J. Chem.*, **20**, 893 (1967).
- 39 T.P. Jones and J.K. Phillips, *J. Chem. Soc. (A)*, 674 (1968).
- 40 A.W. Adamson and R.G. Wilkins, *J. Am. Chem. Soc.*, **76**, 3379 (1954).
- 41 M.A. Levine, T.P. Jones, W.E. Harris and W.J. Wallace, *J. Am. Chem. Soc.*, **83**, 2453 (1961).
- 42 A. Rogers and P.J. Staples, *J. Chem. Soc.*, 6834 (1965).
- 43 S. Hashimoto, *Bull. Chem. Soc. Japan*, **32**, 945 (1959).
- 44 M. Parris and W.J. Wallace, *Inorg. Chem.*, **3**, 133 (1964).
- 45 S.C. Chan and K.Y. Hui, *J. Chem. Soc. (A)*, 1741 (1968).
- 46 D.L. Gay and G.C. Lalor, *J. Chem. Soc. (A)*, 1179 (1966).
- 47 S. Wajda and F. Pruchnik, *Nucleonika*, **12**, 627 (1967); *CA* 69:46391f.
- 48 F. Monacelli, *Ric. Sci.*, **37**, 781 (1967).
- 49 R. Davies, G.B. Evans and R.B. Jordan, *Inorg. Chem.*, **8**, 2025 (1969).
- 50 B. Adell, *Z. Anorg. Allgem. Chem.*, **249**, 251 (1942).
- 51 D.W. Hoppenjans, J.B. Hunt und C.R. Gregoire, *Inorg. Chem.*, **7** 2506 (1968).
- 52 J. Selbin and J.C. Bailar, Jr., *J. Am. Chem. Soc.*, **79**, 4285 (1957).
- 53 L.P. Quinn and C.S. Garner, *Inorg. Chem.*, **3**, 1348 (1964).
- 54 J.M. Veigel and C.S. Garner, *Inorg. Chem.*, **4**, 1569 (1965).
- 55 R.G. Pearson, R.A. Munson and F. Basolo, *J. Am. Chem. Soc.*, **80**, 504 (1958).
- 56 Yu.I. Bratushko and Yu.P. Nazarenko, *Zh. Neorg. Khim.*, **12**, 2122 (1967).
- 57 D.C. Olson and C.S. Garner, *Inorg. Chem.*, **2**, 558 (1963).
- 58 V. Holba, *Collection Czech. Chem. Commun.*, **31**, 1453 (1966).
- 59 D.J. MacDonald and C.S. Garner, *J. Inorg. Nucl. Chem.*, **18**, 219 (1961).
- 60 Yu.I. Bratushko and Yu.P. Nazarenko, *Zh. Neorg. Khim.*, **11**, 128 (1966).
- 61 A.M. Weiner and J.A. McLean, Jr., *Inorg. Chem.*, **3**, 1469 (1964).
- 62 V. Holba, *Z. Physik. Chem.*, **226**, 408 (1964).
- 63 V. Holba, *Chem. Zvesti*, **19**, 441 (1965); *CA* 63:15621d.
- 64 C.Y. Hsu and C.S. Garner, *Inorg. Chim. Acta*, **1**, 17 (1967).
- 65 Y. Narusawa, M. Kanazawa, S. Takahashi, K. Morinaga and K. Nakano, *J. Inorg. Nucl. Chem.*, **29**, 123 (1967).
- 66 J. Agget and A.L. Odell, *J. Chem. Soc. (A)*, 1820 (1966).
- 67 J.M. Veigel, *Inorg. Chem.*, **7**, 69 (1968).
- 68 K.R. Ashley and R.E. Hamm, *Inorg. Chem.*, **5**, 1645 (1966).
- 69 D. Banerjee and M.S. Mohan, *J. Inorg. Nucl. Chem.*, **27**, 1643 (1965).
- 70 M. Casula, G. Illuminati, and G. Ortaggi, *Inorg. Chem.*, **11**, 1062 (1972).
- 71 A.W. Adamson, *J. Am. Chem. Soc.*, **80**, 3183 (1958).
- 72 A.W. Adamson, J.P. Welker and W.B. Wright, *J. Am. Chem. Soc.*, **73**, 4786 (1951).
- 73 E.G. Moorhead and N. Sutin, *Inorg. Chem.*, **6**, 428 (1967).
- 74 D.W. Carlyle and J.H. Espenson, *Inorg. Chem.*, **8**, 575 (1969).
- 75 D.W. Carlyle and J.H. Espenson, *Inorg. Chem.*, **6**, 1370 (1967).
- 76 J.F. Below, R.E. Connick and C.P. Coppel, *J. Am. Chem. Soc.*, **80**, 2961 (1958).
- 77 T.J. Conocchioli and N. Sutin, *J. Am. Chem. Soc.*, **89**, 282 (1967).
- 78 H.W. Dodgen, K. Murray and J.P. Hunt, *Inorg. Chem.*, **4**, 1820 (1965).
- 79 S.F. Lincoln and D.R. Stranks, *Aust. J. Chem.*, **21**, 67 (1968).

- 80 H.R. Hunt and H. Taube, *J. Am. Chem. Soc.*, **80**, 2642 (1958).
- 81 W. Schmidt and H. Taube, *Inorg. Chem.*, **2**, 698 (1963).
- 82 K. Ogino, T. Murakami and K. Saito, *Bull. Chem. Soc. Jap.*, **41**, 1615 (1968).
- 83 S.C. Chan, *J. Chem. Soc.*, 2375 (1964).
- 84 T.W. Swaddle and W.E. Jones, *Can. J. Chem.*, **48**, 1054 (1970).
- 85 A.W. Adamson and F. Basolo, *Acta Chem. Scand.*, **9**, 1261 (1955).
- 86 K.O. Watkins and M.M. Jones, *J. Inorg. Nucl. Chem.*, **26**, 469 (1964).
- 87 S.C. Chan, *J. Chem. Soc. (A)*, 291 (1967).
- 88 G.R.H. Jones, R.C. Edmondson and J.H. Taylor, *J. Inorg. Nucl. Chem.*, **32**, 1752 (1970).
- 89 V.D. Panasyuk and V.A. Golub, *Zh. Neorg. Khim.*, **14**, 457 (1969).
- 90 R.G. Yalman, *Inorg. Chem.*, **1**, 16, (1962).
- 91 G.C. Lalor and E.A. Moelwyn Hughes, *J. Chem. Soc.*, 1560 (1963).
- 92 G.C. Lalor, *J. Chem. Soc. (A)*, 1 (1966).
- 93 D. Banerjee, *J. Inorg. Nucl. Chem.*, **29**, 2795 (1967).
- 94 W.E. Jones, R.B. Jordan and T.W. Swaddle, *Inorg. Chem.*, **8**, 2504 (1969).
- 95 S.F. Lincoln, J. Jayne and J.P. Hunt, *Inorg. Chem.*, **8**, 2267 (1969).
- 96 C. Andrade and H. Taube, *Inorg. Chem.*, **5**, 1087 (1966).
- 97 F. Monacelli, F. Basolo and R.G. Pearson, *J. Inorg. Nucl. Chem.*, **24**, 1241 (1962).
- 98 N.S. Angerman and R.B. Jordan, *Inorg. Chem.*, **6**, 379 (1967).
- 99 L.L. Po and R.B. Jordan, *Inorg. Chem.*, **7**, 526 (1968).
- 100 H. Taube and F.A. Posey, *J. Am. Chem. Soc.*, **75**, 1463 (1953).
- 101 Ya. A. Fialkov and V.D. Panasyuk, *Zh. Neorg. Khim.*, **2**, 1007 (1957).
- 102 F. Monacelli, *Inorg. Chim. Acta*, in press.
- 103 D. Banerjee and T.P. Das Gupta, *J. Inorg. Nucl. Chem.*, **27**, 2617 (1965).
- 104 M. Parris, *J. Chem. Soc. (A)*, 583 (1967).
- 105 S.C. Chan and K.Y. Hui, *Aust. J. Chem.*, **20**, 2529 (1967).
- 106 D.F. Martin and M.L. Tobe, *J. Chem. Soc.*, 1388 (1962).
- 107 S.C. Chan and F. Leh, *J. Chem. Soc. (A)*, 129 (1966).
- 108 V.D. Panasyuk and L.G. Reiter, *Ukr. Khim. Zh.*, **33**, 423 (1967). *CA* 68:43600s.
- 109 R.S. Nyholm and M.L. Tobe, *J. Chem. Soc.*, 1707 (1956).
- 110 V.D. Panasyuk and L.G. Reiter, *Zh. Neorg. Khim.*, **12**, 2434 (1967).
- 111 S.C. Chan, C.Y. Cheng and F. Leh, *J. Chem. Soc. (A)*, 1586 (1967).
- 112 V.D. Panasyuk and L.G. Reiter, *Zh. Neorg. Khim.*, **10**, 2418 (1965).
- 113 V.D. Panasyuk and L.G. Reiter, *Zh. Neorg. Khim.*, **11**, 606 (1966).
- 114 S.C. Chan and F. Leh, *J. Chem. Soc. (A)*, 134 (1966).
- 115 S.C. Chan, *J. Chem. Soc. (A)*, 138 (1966).
- 116 S.C. Chan and F. Leh, *J. Chem. Soc. (A)*, 1730 (1967).
- 117 S.C. Chan and F. Leh, *J. Chem. Soc. (A)*, 288 (1967).
- 118 S.C. Chan and F. Leh, *J. Chem. Soc. (A)*, 1079 (1968).
- 119 S.C. Chan and F. Leh, *J. Chem. Soc. (A)*, 573 (1967).
- 120 J. Zsako, C.S. Varhelyi and D. Dobocan, *J. Inorg. Nucl. Chem.*, **31**, 1459 (1969).
- 121 M.L. Tobe, *J. Chem. Soc.*, 3776 (1959).
- 122 N.K. Chawla, D.G. Lambert and M.M. Jones, *J. Am. Chem. Soc.*, **89**, 557 (1967).
- 123 B. Bosnich and F.P. Dwyer, *Aust. J. Chem.*, **19**, 2051 (1966).
- 124 Tice-Leou Ni and C.S. Garner, *Inorg. Chem.*, **6**, 1071 (1967).
- 125 W. Kruse and H. Taube, *J. Am. Chem. Soc.*, **83**, 1280 (1961).
- 126 I.R. Lantzke and D.W. Watts, *Aust. J. Chem.*, **19**, 1821 (1966).
- 127 S.C. Chan, *J. Chem. Soc.*, 5137 (1963).
- 128 F. Basolo, W.R. Matoush and R.G. Pearson, *J. Am. Chem. Soc.*, **78**, 4883 (1956).
- 129 S.C. Chan and O.W. Lau, *J. Chem. Soc. (A)*, 1800 (1966).
- 130 R.G. Pearson, C.R. Boston and F. Basolo, *J. Phys. Chem.*, **59**, 304 (1955).
- 131 M.E. Baldwin, S.C. Chan and M.L. Tobe, *J. Chem. Soc.*, 4637 (1961).
- 132 E.W. Davies, *J. Phys. Chem.*, **65**, 1328 (1961).
- 133 S.C. Chan, *J. Chem. Soc.*, 418 (1965).
- 134 W.D. Panasyuk, V.P. Solomko and L.G. Reiter, *Zh. Neorg. Khim.*, **6**, 2019 (1961).
- 135 V.D. Panasyuk and A.V. Arkharov, *Ukr. Khim. Zh.*, **32**, 716 (1966); *CA* 65:12899h.
- 136 S.C. Chan and M.L. Tobe, *J. Chem. Soc.*, 5700 (1963).
- 137 R.G. Pearson, R.E. Meeker and F. Basolo, *J. Am. Chem. Soc.*, **78**, 2673 (1956).
- 138 P.J. Staples and M.L. Tobe, *J. Chem. Soc.*, 4803 (1960).
- 139 M.E. Baldwin and M.L. Tobe, *J. Chem. Soc.*, 4275 (1960).
- 140 V.D. Panasyuk and A.V. Arkharov, *Zh. Neorg. Khim.*, **13**, 776 (1968).
- 141 S. Asperger and C.K. Ingold, *J. Chem. Soc.*, 2862 (1956).
- 142 V.D. Panasyuk and A.V. Arkharov, *Ukr. Khim. Zh.*, **33**, 544 (1967) *CA* 68:63063x.
- 143 W.F. Cain and J.A. McLean, Jr., *Inorg. Chem.*, **4**, 1416 (1965).
- 144 W.D. Panasyuk and V.D. Arkharov, *Zh. Neorg. Khim.*, **13**, 2477 (1968).
- 145 D.J. Francis and R.B. Jordan, *J. Am. Chem. Soc.*, **91**, 6626 (1969).
- 146 C.G. Barraclough and R.S. Murray, *J. Chem. Soc.*, 7067 (1965).
- 147 A.M. Sargeson and G.H. Searle, *Inorg. Chem.*, **6**, 2172 (1967).
- 148 A.M. Sargeson and G.H. Searle, *Nature*, **200**, 356 (1963).
- 149 V. Ricevuto and M.L. Tobe, *Inorg. Chem.*, **9**, 1785 (1970).
- 150 S.K. Madan and J. Peone, Jr., *Inorg. Chem.*, **6**, 463 (1967).
- 151 C.K. Poon and M.L. Tobe, *J. Chem. Soc. (A)*, 1549 (1968).
- 152 R. Niththyananthan and M.L. Tobe, *Inorg. Chem.*, **8**, 1589 (1969).
- 153 D.M. Palade and M.K. Boreiko, *Zh. Neorg. Khim.*, **13**, 3021 (1968).
- 154 R.G. Linck, *Inorg. Chem.*, **8**, 1016 (1969).

- 155 V.D. Panasyuk and S.A. Shevchenko, *Visn. Kiivs'k. Univ. Ser. Astron. Fis. ta Khim.*, **2**, 99(1962); *CA* 62:13898c.
- 156 V.D. Panasyuk and A.V. Arkharov, *Zh. Neorg. Khim.*, **10**, 1562 (1965).
- 157 M.J. Frank and D.H. Huchital, *Inorg. Chem.*, **11**, 776 (1972).
- 158 V.D. Panasyuk and V.D. Arkharov, *Ukr. Khim. Zh.*, **31**, 338 (1965) *CA* 63:12373g.
- 159 F. Basolo, J.G. Bergmann, R.E. Meeker and R.G. Pearson, *J. Am. Chem. Soc.*, **78**, 2676 (1956).
- 160 F. Monacelli and S. Viticoli, *Inorg. Chim. Acta*, in press.
- 161 R.G. Pearson, C.R. Boston and F. Basolo, *J. Am. Chem. Soc.*, **75**, 3089 (1953).
- 162 V.N. Vasil'eva and K.B. Yatsimirskii, *Zh. Neorg. Khim.*, **7**, 2520 (1962).
- 163 S.C. Chan, *Aust. J. Chem.*, **20**, 595 (1967).
- 164 S.C. Chan and M.L. Tobe, *J. Chem. Soc.*, 514 (1963).
- 165 C.K. Ingold, R.S. Nyholm and M.L. Tobe, *J. Chem. Soc.*, 1691 (1956).
- 166 S.C. Chan, *J. Chem. Soc.*, 2716 (1964).
- 167 C.H. Langford and P. Langford, *Inorg. Chem.*, **2**, 300 (1963).
- 168 C.K. Poon and M.L. Tobe, *J. Chem. Soc. (A)*, 2069 (1967).
- 169 V.D. Gomwalk and A. McAuley, *J. Chem. Soc. (A)*, 1796 (1967).
- 170 W.A. Baker and F.M. Gaesser, *J. Inorg. Nucl. Chem.*, **25**, 1161 (1963).
- 171 A.Ya. Sychev and A.V. Ablov, *Zh. Neorg. Khim.*, **6**, 2288 (1961).
- 172 G.P. Syrtsova and L.N. Korletyann, *Izv. Sib. Otd. Akad. Nauk. SSSR, ser. Khim. Nauk*, **48**, (1968); *CA*:70:31942h.
- 173 Z. Finta, C.S. Va'rhelyi and J. Zsako, *J. Inorg. Nucl. Chem.*, **32**, 3013 (1970).
- 174 F.I. Para, *Tr. Tre'tei Konf. Molodykh Uchenykh Moldavii, Estestv.-Tekhn. Nauki, Akad. Nauk Moldavsk SSR*, **77** (1964); *CA*:62-9845h.
- 175 R.J. Kline and R.A. Velapoldi, *Inorg. Chem.*, **9**, 1312 (1970).
- 176 M.N. Malik and A. McAuley, *J. Chem. Soc. (A)*, 917 (1969).
- 177 A. Haim and W.K. Wilmarth, *Inorg. Chem.*, **1**, 573 (1962).
- 178 R. Grassi, A. Haim and W.K. Wilmarth, *Inorg. Chem.*, **6**, 237 (1967).
- 179 D. Banerjea and T.P. Das Gupta, *J. Inorg. Nucl. Chem.*, **29**, 1021 (1967).
- 180 J.A. Broomhead, F. Basolo and R.G. Pearson, *Inorg. Chem.*, **3**, 826 (1964).
- 181 J.A. Broomhead and L. Kane-Maguire, *Inorg. Chem.*, **7**, 2519 (1968).
- 182 M.G. Adamson, *J. Chem. Soc. (A)*, 1370 (1968).
- 183 W. Plumb and G.M. Harris, *Inorg. Chem.*, **3**, 542 (1964).
- 184 F. Monacelli and E. Viel, *Inorg. Chim. Acta*, **1**, 467 (1967).
- 185 G.C. Lalor and G.W. Bushnell, *J. Chem. Soc. (A)*, 2520 (1968).
- 186 S.C. Chan, *Aust. J. Chem.*, **20**, 61 (1967).
- 187 A.J. Poë, K. Shaw and M.J. Wendt, *Inorg. Chim. Acta*, **1**, 371 (1967).
- 188 G.B. Schmidt, *Z. Physik. Chem. (Frankfurt)*, **50**, 222 (1966).
- 189 G.B. Schmidt, *Z. Physik. Chem. (Frankfurt)*, **41**, 26 (1964).
- 190 H.L. Bott, E.J. Bounsall and A.J. Poë, *J. Chem. Soc. (A)*, 1275 (1966).
- 191 F. Basolo, E.J. Bounsall and A.J. Poë, *Proc. Chem. Soc.*, 366 (1963).
- 192 G.B. Schmidt, "Exchange Reactions", *Proc. Symp., Upton, N.Y.*, 219 (1965).
- 193 W. Robb and M.M. de V. Steyn, *Inorg. Chem.*, **6**, 616 (1967).
- 194 W. Robb and G.M. Harris, *J. Am. Chem. Soc.*, **87**, 4472 (1965).
- 195 E. Borghi and F. Monacelli, *Inorg. Chim. Acta*, **5**, 211 (1971).
- 196 R.A. Bauer and F. Basolo, *Inorg. Chem.*, **8**, 2237 (1969).
- 197 W.J. van Ooy and J.P. Houtmann, *Radiochimica Acta*, **7**, 115 (1967).
- 198 A.A. El-Awady, E.J. Bounsall and C.S. Garner, *Inorg. Chem.*, **6**, 79 (1967).
- 199 J.C. Chang and C.S. Garner, *Inorg. Chem.*, **4**, 209 (1965).
- 200 A.J.P. Domingos, A.M.T.S. Domingos and J.M. Peixoto, *J. Inorg. Nucl. Chem.*, **31**, 2563 (1969).
- 201 I.A. Poulsen and C.S. Garner, *J. Am. Chem. Soc.*, **84**, 2032 (1962).
- 202 C.H. Langford and F.M. Chung, *Can. J. Chem.*, **48**, 2969 (1970).
- 203 H.H. Glaeser and J.P. Hunt, *Inorg. Chem.*, **3**, 1245 (1964).
- 204 G. Thomas, *Z. Chem.*, **5**, 144 (1965); *CA* 63:7875h.
- 205 I.R. Lantzke and D.W. Watts, *J. Am. Chem. Soc.*, **89**, 815 (1967).
- 206 I.R. Lantzke and D.W. Watts, *Aust. J. Chem.*, **20**, 173 (1967).
- 207 I.R. Lantzke and D.W. Watts, *Aust. J. Chem.*, **20**, 2623 (1967).
- 208 S.K. Madam and J. Peone, Jr., *Inorg. Chem.*, **7**, 824 (1968).
- 209 S. Asperger and M. Pribanic, *J. Chem. Soc. (A)*, 1503 (1968).
- 210 T.C. Matts and P. Moore, *J. Chem. Soc. (A)*, 1997 (1969).
- 211 J.H. Espenson and D.E. Binau, *Inorg. Chem.*, **5**, 1365 (1966).
- 212 D.K. Wakefield and W.B. Schaap, *Inorg. Chem.*, **8**, 811 (1969).
- 213 D. Banerjea and C. Chatterjee, *Z. Anorg. Allg. Chemie*, **361**, 99 (1968).
- 214 K.R.A. Fehrmann and C.S. Garner, *J. Am. Chem. Soc.*, **83**, 1276 (1961).
- 215 D. Banerjea and M.S. Mohan, *J. Inorg. Nucl. Chem.*, **26**, 613 (1964).
- 216 D. Banerjea and C. Chatterjee, *J. Inorg. Nucl. Chem.*, **29**, 2387 (1967).
- 217 J.C. Chang, *J. Inorg. Nucl. Chem.*, **30**, 945 (1968).
- 218 P.J. Staples, *J. Chem. Soc.*, 2534 (1964).
- 219 V.D. Gomwalk and A. McAuley, *J. Chem. Soc. (A)*, 1692 (1966).
- 220 H. Ho Chen, Maak-Sang Tsao, R.W. Gaver and W.K. Wilmarth, *Inorg. Chem.*, **5**, 1913 (1966).
- 221 D. Banerjea and B. Chakrawarty, *J. Inorg. Nucl. Chem.*, **26**, 1233 (1964).

- 222 S. C. Chan, K. Y. Hui, J. Miller and W. S. Tsang, *J. Chem. Soc.*, 3207 (1965).
- 223 D. A. Buckingham, I. I. Olsen and A. M. Sargeson, *Inorg. Chem.*, 7, 176 (1968).
- 224 G. Bushnell and G. C. Lalor, *J. Inorg. Nucl. Chem.*, 30, 219 (1968).
- 225 M. B. Davies and G. C. Lalor, *J. Inorg. Nucl. Chem.*, 31, 799 (1969).
- 226 C. T. Burris and K. J. Laidler, *Trans. Faraday Soc.*, 51, 1497 (1955).
- 227 B. Perlmutter-Hayman and Y. Weissmann, *J. Phys. Chem.*, 68, 3307 (1964).
- 228 A. J. Cunningham, D. A. House and H. K. J. Powell, *J. Inorg. Nucl. Chem.*, 33, 572 (1971).
- 229 M. B. Davies and G. C. Lalor, *J. Inorg. Nucl. Chem.*, 31, 2189 (1969).
- 230 G. C. Lalor and J. Lang, *J. Chem. Soc.*, 5620 (1963).
- 231 D. Banerjea and T. P. Das Gupta, *J. Inorg. Nucl. Chem.*, 28, 1667 (1966).
- 232 R. B. Jordan and H. Taube, *J. Am. Chem. Soc.*, 88, 4406 (1966).
- 233 R. B. Jordan and H. Taube, *J. Am. Chem. Soc.*, 86, 3890 (1964).
- 234 D. J. Francis and R. B. Jordan, *J. Am. Chem. Soc.*, 89, 5591 (1967).
- 235 N. S. Angerman and R. B. Jordan, *Inorg. Chem.*, 6, 1376 (1967).
- 236 J. B. Clarke, K. A. Pilkington and P. J. Staples, *J. Chem. Soc. (A)*, 153 (1966).
- 237 P. J. Staples, *J. Chem. Soc.*, 3300 (1965).
- 238 R. W. Hay and P. L. Cropp, *J. Chem. Soc. (A)*, 42 (1969).
- 239 R. W. Hay and D. J. Barnes, *J. Chem. Soc. (A)*, 3337 (1970).
- 240 S. C. Chan and M. L. Tobe, *J. Chem. Soc.*, 4531 (1962).
- 241 A. Rogers and P. J. Staples, *J. Chem. Soc.*, 4749 (1963).
- 242 P. J. Staples, *J. Chem. Soc.*, 3226 (1963).
- 243 V. Carunchio, G. Illuminati and G. Ortaggi, *Inorg. Chem.*, 6, 2168 (1967).
- 244 S. Sheel, D. T. Meloon and G. M. Harris, *Inorg. Chem.*, 1, 170 (1962).
- 245 F. Aprile, V. Caglioti and G. Illuminati, *J. Inorg. Nucl. Chem.*, 31, 307 (1961).
- 246 S. C. Chan, *J. Chem. Soc. (A)*, 142 (1966).
- 247 J. A. Kernohan and J. F. Endicott, *Inorg. Chem.*, 9, 1504 (1970).
- 248 J. A. Broomhead and L. Kane-Maguire, *Inorg. Chem.*, 8, 2124 (1969).
- 249 G. W. Bushnell, G. C. Lalor and E. A. Moelwyn-Hughes, *J. Chem. Soc. (A)*, 719 (1966).
- 250 C. S. Davis and G. C. Lalor, *J. Chem. Soc.*, 2328 (1968).
- 251 F. Monacelli, *J. Inorg. Nucl. Chem.*, 29, 1079 (1967).
- 252 K. S. Mok and C. K. Poon, *Inorg. Chem.*, 10, 225 (1971).
- 253 G. C. Lalor and T. Carrington, *J. Chem. Soc. (A)*, 2509 (1969).
- 254 J. Bjerrum and S. E. Rasmussen, *Acta Chem. Scand.*, 6, 1265 (1952).
- 255 J. Ying-Peh Tong and P. E. Yankwich, *J. Am. Chem. Soc.*, 80, 2664 (1958).
- 256 R. G. Yalman and T. Kuwana, *J. Phys. Chem.*, 59, 298 (1955).
- 257 A. M. Sargeson, *Aust. J. Chem.*, 16, 352 (1963).
- 258 M. N. Hughes, *J. Chem. Soc. (A)*, 1284 (1967).
- 259 V. Carunchio and G. Ortaggi, *Ric. Sci.*, 37, 1121 (1967).
- 260 M. E. Farago, B. A. Page and C. F. V. Mason, *Inorg. Chem.*, 8, 2270 (1969).
- 261 D. T. Haworth, E. F. Neuzil and S. L. Kittsley, *J. Am. Chem. Soc.*, 77, 6198 (1955).
- 262 D. C. Olson and C. S. Garner, *Inorg. Chem.*, 2, 415 (1963).
- 263 J. D. Salzmann and E. L. King, *Inorg. Chem.*, 6, 426 (1967).
- 264 R. E. Hamm, *J. Am. Chem. Soc.*, 75, 609 (1953).
- 265 K. R. Ashley and R. E. Hamm, *Inorg. Chem.*, 4, 1120 (1965).
- 266 B. Bosnich, J. Ferguson and M. L. Tobe, *J. Chem. Soc. (A)*, 1636 (1966).
- 267 W. R. Fitzgerald and D. W. Watts, *J. Am. Chem. Soc.*, 89, 821 (1967).
- 268 R. C. Brasted and C. Hirayama, *J. Am. Chem. Soc.*, 80, 788 (1958).
- 269 R. F. Trimble, Jr., *J. Am. Chem. Soc.*, 76, 6321 (1954).
- 270 W. R. Fitzgerald and D. W. Watts, *Aust. J. Chem.*, 19, 935 (1966).
- 271 D. W. Cooke, Yong Ae Im and D. H. Busch, *Inorg. Chem.*, 1, 13 (1962).
- 272 E. Bushra and C. H. Johnson, *J. Chem. Soc.*, 1937 (1939).
- 273 J. A. Broomhead, N. Kane-Maguire and I. Lauder, *Inorg. Chem.*, 9, 1243 (1970).
- 274 J. A. Broomhead, *J. Inorg. Nucl. Chem.*, 27, 2049 (1965).
- 275 R. E. Hamm, R. Kollrack, G. L. Welch and R. H. Perkins, *J. Am. Chem. Soc.*, 83, 340 (1961).
- 276 J. L. Welch and R. E. Hamm, *Inorg. Chem.*, 2, 295 (1963).
- 277 King-Wen Kuo and S. K. Madan, *Inorg. Chem.*, 10, 229 (1971).
- 278 W. W. Fee, J. N. NacB. Harrowfield and C. S. Garner, *Inorg. Chem.*, 10, 290 (1971).
- 279 D. K. Wakefield and W. B. Schaap, *Inorg. Chem.*, 10, 306 (1971).
- 280 D. W. Carlyle, *Inorg. Chem.*, 10, 761 (1971).
- 281 J. A. Broomhead, N. Kane-Maguire and J. Lauder, *Inorg. Chem.*, 10, 955 (1971).
- 282 D. D. Brown and C. K. Ingold, *J. Chem. Soc.*, 2680 (1953).
- 283 A. A. El-Awady and C. S. Garner, *J. Inorg. Nucl. Chem.*, 32, 3627 (1970).
- 284 B. Adell, *Z. Anorg. Chem.*, 271, 49 (1952).
- 285 F. Basolo and G. S. Hammaker, *Inorg. Chem.*, 1, 1 (1962).
- 286 W. Kruse and D. Thusius, *Inorg. Chem.*, 7, 464 (1968).
- 287 V. Holba, *Collection Czech. Chem. Commun.*, 32, 2469 (1967).
- 288 D. J. MacDonald and C. S. Garner, *Inorg. Chem.*, 1, 20 (1962).
- 289 K. B. Yatsimirskii and E. I. Yasinskene, *Zh. Neorg. Khim.*, 1, 438 (1956).
- 290 R. E. Hamm, R. L. Johnson, R. E. Davis and R. H. Perkins, *J. Am. Chem. Soc.*, 80, 4469 (1958).
- 291 D. Banerjea and S. D. Chandhari, *J. Inorg. Nucl. Chem.*, 32, 1617 (1970).
- 292 D. Banerjea and C. Chatterjee, *J. Inorg. Nucl. Chem.*, 31, 3845 (1969).
- 293 H. Kelm and G. M. Harris, *Inorg. Chem.*, 6, 706 (1967).
- 294 T. Sakurai, J. P. Fox and L. L. Ingraham, *Inorg. Chem.*, 10, 1105 (1971).



- 295 W.V. Miller and S.K. Madan, *Inorg. Chem.*, **10**, 1250 (1971).
- 296 G.G. Davis and W. Mac F. Smith, *Can. J. Chem.*, **40**, 1836 (1962).
- 297 A.L. Odell, R. W. Olliff and D.B. Rands, *J. Chem. Soc. (Dalton)*, 752 (1972).
- 298 R.F. Bauer and W. Mac F. Smith, *Can. J. Chem.*, **43**, 2763 (1965).
- 299 R.E. Connick and C.P. Coppel, *J. Am. Chem. Soc.*, **81**, 6389 (1959).
- 300 D. Seewald and N. Sutin, *Inorg. Chem.*, **2**, 643 (1963).
- 301 G. Saini and E. Mentasti, *Inorg. Chim. Acta*, **4**, 585 (1970).
- 302 S.F. Lincoln and A.L. Purnell, *Inorg. Chem.*, **10**, 1254 (1971).
- 303 C.H. Langford and W.R. Muir, *J. Am. Chem. Soc.*, **89**, 3141 (1967).
- 304 T.W. Swaddle and G.B. Guastalla, *Inorg. Chem.*, **8**, 1604 (1969).
- 305 J.C. Chang, *J. Inorg. Nucl. Chem.*, **34**, 221 (1972).
- 306 W.R. Fitzgerald and D.W. Watts, *J. Am. Chem. Soc.*, **90**, 1734 (1968).
- 307 D.N. Hague and J. Halperin, *Inorg. Chem.*, **6**, 2059 (1967).
- 308 S.C. Chan and G.M. Harris, *Inorg. Chem.*, **10**, 1317 (1971).
- 309 D. A. Kamp, R.L. Wilder, S.C. Tang and C.S. Garner, *Inorg. Chem.*, **10**, 1396 (1971).
- 310 J.A. Broomhead and L. Kane-Maguire, *Inorg. Chem.*, **10**, 85 (1971).
- 311 L.R. Carey, W.E. Jones and T.W. Swaddle, *Inorg. Chem.*, **10**, 1566 (1971).
- 312 A.J. Poë and K. Shaw, *Chem. Comm.*, 52 (1967).
- 313 H.L. Bott and A.J. Poë, *J. Chem. Soc. (A)*, 205 (1967).
- 314 K. Swaminathan and G.M. Harris, *J. Am. Chem. Soc.*, **88**, 4411 (1966).
- 315 M. Cola and A. Perotti, *Ist. Lomb. Acc. Sci. Lett., Rendiconti (A)*, **98**, 554 (1964).
- 316 H.D. Weaver, Jr., *J. Am. Chem. Soc.*, **84**, 2289 (1962).
- 317 D.R. Stranks and T.W. Swaddle, *J. Am. Chem. Soc.*, **93**, 2783 (1971).
- 318 T.W. Swaddle and D.R. Stranks, *J. Am. Chem. Soc.*, **94**, 8357 (1972).
- 319 W.E. Jones and T.W. Swaddle, *Chem. Comm.*, 998 (1969).
- 320 E. Zinato, C. Furlani, G. Lanna and P. Ricciari, *Inorg. Chem.*, **11**, 1746 (1972).
- 321 M.C. Couldwell and D.A. House, *Inorg. Chem.*, **11**, 2024 (1972).
- 322 J.H. Espenson and S.G. Wolenuk, Jr., *Inorg. Chem.*, **11**, 2034 (1971).
- 323 T.P. Dasgupta, W. Fitzgerald and M.L. Tobe, *Inorg. Chem.*, **11**, 2046 (1972).
- 324 F. Yajima, Y. Koike, T. Sakai and S. Fujiwara, *Inorg. Chem.*, **11**, 2054 (1972).
- 325 A. Bakac and M. Orhanovic, *Inorg. Chem.*, **10**, 2443 (1971).
- 326 C. Chatterjee and P. Chaudhuri, *Indian J. Chem.*, **9**, 1132 (1971).
- 327 D.W. Hoppenjans, G. Gordon and J.B. Hunt, *Inorg. Chem.*, **10**, 754 (1971).
- 328 S.C. Pyke and R.G. Linck, *Inorg. Chem.*, **10**, 2445 (1971).
- 329 T.P. Dasgupta and M.L. Tobe, *Inorg. Chem.*, **11**, 1011 (1972).
- 330 K.R. Ashley and S. Kulprathipanja, *Inorg. Chem.*, **11**, 444 (1972).
- 331 L.D. Brown and D.E. Pennington, *Inorg. Chem.*, **10**, 2117 (1971).
- 332 S.J. Ranney and C.S. Garner, *Inorg. Chem.*, **10**, 2437 (1971).
- 333 C.K. Poon and H.W. Tong, *J. Chem. Soc. (A)*, 2151 (1971).
- 334 C.G. Barraclough, R.W. Boschen, W.W. Fee, W.G. Jackson and P.T. McTigue, *Inorg. Chem.*, **10**, 1994 (1971).
- 335 D.M. Palade, T.N. Volok, G.V. Chudaeva, L.Z.K. Khavina and E.A. Chebysheva, *Zh. Neorg. Khim.*, **15**, 2694 (1970).
- 336 A.J. Poë and M.V. Twigg, *Can. J. Chem.*, **50**, 1089 (1971).
- 337 G.C. Lalor, G.A. Neita and A.M. Newton, *Rev. Latinoamer. Quim.*, **2**, 149 (1972); *CA* **76**, 158853.
- 338 T.P. Jones and J.K. Phillis, *J. Chem. Soc. (A)*, 1881 (1971).
- 339 S.C. Chan and S.F. Chan, *J. Inorg. Nucl. Chem.*, **34**, 793 (1972).
- 340 G.C. Lalor and T. Carrington, *J. Chem. Soc., (Dalton)*, 55 (1972).
- 341 G.H. Searle and F.R. Keene, *Inorg. Chem.*, **11**, 1006 (1972).
- 342 L. Damrauer and R.M. Milburn, *J. Am. Chem. Soc.*, **93**, 6481 (1971).
- 343 D.J. Francis and R.B. Jordan, *Inorg. Chem.*, **11**, 461 (1972).
- 344 I. Lauder, J.A. Broomhead and P. Nimmo, *J. Chem. Soc. (A)*, 645 (1971).
- 345 Cs. Varhelyi, J. Zsako and Z. Finta, *J. Inorg. Nucl. Chem.*, **34**, 2583 (1972).
- 346 K.S. Mok, C.K. Poon and H.W. Tong, *J. Chem. Soc., (Dalton)*, 1701 (1972).
- 347 S.C. Chan and O.W. Lau, *J. Inorg. Nucl. Chem.*, **34**, 2361 (1972).
- 348 C.K. Lui and C.K. Poon, *J. Chem. Soc., (Dalton)*, 216 (1972).
- 349 G.P. Syrtsova and T.S. Bolgar, *Zh. Neorg. Khim.*, **17**, 455 (1972).
- 350 R. Mitzner, P. Blankenburg and N. Depkat, *Z. Phys. Chem. (Leipzig)*, **245**, 260 (1970).
- 351 R.N. Pandey and W. Mac F. Smith, *Can. J. Chem.*, **50**, 194 (1972).
- 352 W.W. Fee, W.G. Jackson and P.D. Vowles, *Aust. J. Chem.*, **25**, 459 (1972).
- 353 Yu. I. Bratushko and Yu. P. Nazarenko, *Zh. Neorg. Khim.*, **17**, 460 (1972).
- 354 W. Andruchow and J. Diliddo, *Inorg. Nucl. Chem. Lett.*, **8**, 689 (1972).
- 355 S.K. Madan, W.M. Reiff and J.C. Bailar, Jr., *Inorg. Chem.*, **4**, 1366 (1965).
- 356 S.Y.J. Ng and C.S. Garner, *Inorg. Chim. Acta*, **5**, 365 (1971).
- 357 Cs. Varhelyi and J. Zsako, *Rev. Roum. Chim.*, **16**, 1185 (1971); *CA*, **76**, 28191 f.
- 358 J. Zsako, Cs. Varhelyi and S. Bleoca, *Acta Chim. (Budapest)*, **70**, 175 (1971); *CA*, **76**, 20811 n.

- 359 V. Carunchio, A. Messina and G. Ortaggi, unpublished results, partially presented at the Quinto Convegno Nazionale di Chimica Inorganica, Taormina, September 1972.
- 360 W.K. Chau and C.K. Poon, *J. Chem. Soc. (A)*, 3087 (1971).
- 361 R.W. Hay, R. Bennett and D.J. Barnes, *J. Chem. Soc., (Dalton)*, 1524 (1972).
- 362 M.E. Farago and C.F. Mason, *J. Chem. Soc. (A)*, 3100 (1970).
- 363 V. Carunchio, F. Giannetta and G. Grassini-Strazza, *J. Inorg. Nucl. Chem.*, 33, 3025 (1971).
- 364 A.W. Chester, *J. Inorg. Nucl. Chem.*, 32, 3398 (1970).
- 365 E.G. Conze, H. Stieger and H. Kelm, *Chem. Ber.*, 105, 2334 (1972).
- 366 D.A. Palmer and D.W. Watts, *Inorg. Chim. Acta*, 6, 197 (1972).
- 367 D.A. Palmer and D.W. Watts, *Inorg. Chim. Acta*, 6, 515 (1972).
- 368 H. Kelm, H. Stieger and G.M. Harris, *Chem. Ber.*, 104, 2743 (1971).