

# Synthesis of tetrakis(cyclohexylisocyanide)bis(tri-*n*-hexylphosphine)-cobalt(III) perchlorate and tris(cyclohexylisocyanide)bis(tri-*n*-hexylphosphine)cobalt(I) perchlorate. An example of cobalt(II) disproportionation with alkylisocyanide and trialkylphosphine ligands

Clifford A. L. Becker\*, M. A. Salam Biswas

Department of Chemistry, University of Bahrain, P.O. Box 32038, Bahrain (Arabian Gulf)

and John C. Cooper†

Chemistry Division, Naval Research Laboratory, Washington, DC 20375-5000 (U.S.A.)

(Received April 19, 1991; revised June 19, 1991)

## Abstract

Isolation of  $[\text{Co}(\text{CNC}_6\text{H}_{11})_3\{\text{P}(\text{C}_6\text{H}_{13-n})_3\}_2]\text{ClO}_4$  and  $[\text{Co}(\text{CNC}_6\text{H}_{11})_4\{\text{P}(\text{C}_6\text{H}_{13-n})_3\}_2](\text{ClO}_4)_3$  in the reaction of  $[\text{Co}(\text{CNC}_6\text{H}_{11})_5](\text{ClO}_4)_2$  with excess  $\text{P}(\text{C}_6\text{H}_{13-n})_3$  in ethanol solution establishes the disproportionation nature of this reaction:  $2[\text{Co}(\text{CNR})_5]^{2+} + 4\text{PR}_3 \rightarrow [\text{Co}(\text{CNR})_3(\text{PR}_3)_2]^+ + [\text{Co}(\text{CNR})_4(\text{PR}_3)_2]^{3+} + 3\text{CNR}$ . The complexes are characterized by  $\nu(-\text{N}\equiv\text{C})$ , electronic spectra, magnetic susceptibility and molar conductivity. White, diamagnetic  $[\text{Co}(\text{CNC}_6\text{H}_{11})_4\{\text{P}(\text{C}_6\text{H}_{13-n})_3\}_2](\text{ClO}_4)_3$  is probably a regular tetragonal structure ( $D_{4h}$ ) in solution but distorted in the solid state, i.e. *trans*- $[\text{Co}(\text{CNC}_6\text{H}_{11})_4\{\text{P}(\text{C}_6\text{H}_{13-n})_3\}_2](\text{ClO}_4)_3$ . Yellow, diamagnetic  $[\text{Co}(\text{CNC}_6\text{H}_{11})_3\{\text{P}(\text{C}_6\text{H}_{13-n})_3\}_2]\text{ClO}_4$  is probably distorted axially disubstituted trigonal bipyramidal ( $C_{2v}$ ) in both solution and the solid state. Molar conductivities for  $[\text{Co}(\text{CNC}_6\text{H}_{11})_3\text{P}(\text{C}_6\text{H}_{13-n})_3]_2\text{ClO}_4$  indicate fully-ionized 1:1 electrolyte behavior in all solvents, but  $\Lambda_M$  values for  $[\text{Co}(\text{CNC}_6\text{H}_{11})_4\{\text{P}(\text{C}_6\text{H}_{13-n})_3\}_2](\text{ClO}_4)_3$  suggest 3:1 electrolyte behavior in  $\text{CH}_3\text{CN}$  and  $\text{CH}_3\text{NO}_2$ , with increasing ion-pairing in  $\text{Me}_2\text{NCHO}$ ,  $\text{CF}_3\text{CH}_2\text{OH}$ , acetone and  $\text{CH}_2\text{Cl}_2$ .

## Introduction

Reaction of  $[\text{Co}_2(\text{CNCHMe}_2)_{10}]\text{X}_4 \cdot n\text{H}_2\text{O}$  ( $\text{X} = \text{ClO}_4, \text{BF}_4$ ) with unsubstituted trialkylphosphines,  $\text{P}(\text{C}_4\text{H}_9-n)_3$  and  $\text{P}(\text{C}_6\text{H}_{13-n})_3$ , to yield cobalt(III) complexes,  $[\text{Co}(\text{CNCHMe}_2)_4(\text{PR}_3)_2]\text{X}_3$  [1], was postulated to be Co(II) disproportionation, but has not been established. Disproportionation reactions of Co(II) with tertiary phosphorus ligands have been observed with trialkylphosphites,  $2\text{Co}(\text{ClO}_4)_2 + 11\text{P}(\text{OR})_3 \rightarrow [\text{Co}\{\text{P}(\text{OR})_3\}_6](\text{ClO}_4)_3 + [\text{Co}\{\text{P}(\text{OR})_3\}_5]\text{ClO}_4$  [2–4]. This present work confirms the disproportionation reaction with trialkylphosphines.

## Experimental

Commercial cyclohexylisocyanide (Fluka) and tri-*n*-hexylphosphine (Strem) were used without puri-

fication. Anhydrous diethyl ether was filtered through an alumina column immediately before use. IR spectra were recorded on a Mattson Polaris FT-IR. Solution electronic spectra were recorded on a Shimadzu UV-365. Magnetic susceptibilities were measured using a Johnson Matthey magnetic susceptibility balance. Melting ranges were measured in capillaries using an Electrothermal melting point apparatus. Molar conductivities were measured on  $\sim 0.001$  M solutions at 25.0 °C using a Crison model 525 conductimeter with an Ingold flow-through cell. The C, H and N elemental analyses were performed using a Carlo Erba CHN-O/S elemental analyzer, model 1106. Microsamples were weighed on a Sartorius ultramicro electrobalance.

### Synthesis of $[\text{Co}(\text{CNC}_6\text{H}_{11})_4\{\text{P}(\text{C}_6\text{H}_{13-n})_3\}_2](\text{ClO}_4)_3$ and $[\text{Co}(\text{CNC}_6\text{H}_{11})_3\{\text{P}(\text{C}_6\text{H}_{13-n})_3\}_2]\text{ClO}_4$

A solution of 670 mg  $\text{Co}(\text{ClO}_4)_2 \cdot 6\text{H}_2\text{O}$  dissolved in 3.0 ml EtOH and filtered through cotton with 0.5 ml EtOH rinse was chilled in ice. Then 1.000 g  $\text{C}_6\text{H}_{11}\text{NC}$  (neat) was added dropwise while the

\*Author to whom correspondence should be addressed.

†Deceased, December 21, 1990.

Co(II) solution was stirred. The solution turned from pink to dark blue, but no solid precipitated. Next 2.620 g  $P(C_6H_{13-n})_3$  (neat) was added dropwise while the reaction mixture was stirred. The colour of the solution changed to bright yellow while phosphine was being added, and a light yellow solid precipitated. The reaction mixture was allowed to stand 10 min at room temperature, then 5.0 ml ether was added dropwise and the solution chilled for 60 min. A white powder (1.123 g; 45% yield) was filtered from the yellow solution and washed twice with 2.0 ml portions of ether. The crude product was dissolved in 3.5 ml  $CH_3CN$ ; the addition of 9.5 ml ether effected the initial precipitation. The total volume of ether added was 30.0 ml, and the solution was chilled thoroughly. Pure white microcrystals were filtered from the pale yellow solution. Addition of excess ether afforded a second crop. Yield: 1.049 g (93% recovery; 42% overall yield). *Anal.* Calc. for  $CoC_{64}H_{122}Cl_3N_4O_{12}P_2$ : C, 56.24; H, 9.00; N, 4.10. Found: C, 56.26; H, 9.12; N, 3.90%.

Characterization in the solid state: melting range, 150–155 °C (dec.);  $\nu(-N\equiv C)$ : 2240 vs, ~2208vw(sh), ~2022vw  $cm^{-1}$  (nujol). Magnetic susceptibility:  $\chi_g = -300 \pm 20 \times 10^{-9}$ ,  $\chi_M = -410 \pm 30 \times 10^{-6}$  cgs. Characterization in solution:  $\nu(-N\equiv C)$ : 2235vs  $cm^{-1}$  ( $CH_3NO_2$ ), 2238vs  $cm^{-1}$  ( $CH_2Cl_2$ ). Electronic spectra: 297.5 nm ( $\epsilon = 33\,600$ ;  $CH_3CN$ ), 297.5 nm (32 800;  $CH_2Cl_2$ ). Molar conductivity: 340 ( $CH_3CN$ ), 125 (acetone), 200 ( $CH_3NO_2$ ), 165 ( $Me_2NCHO$ ), 5.7 ( $CH_2Cl_2$ ), 28 ( $CF_3CH_2OH$ )  $\Omega^{-1} cm^2 mol^{-1}$ .

To the filtrate from the  $[Co(CNC_6H_{11})_4\{P(C_6H_{13-n})_3\}_2](ClO_4)_3$  synthesis, 35 ml ether was added slowly and the solution chilled overnight. Pale yellow crystals were filtered from the bright yellow solution and washed twice with 3.0 ml portions of ether. The addition of 40 ml ether and extensive refrigeration afforded a second crop. Partial evaporation, addition of more ether, and extensive refrigeration produced a third crop of yellow crystals. Yield: 655 mg (34%). The crude product was recrystallized from 1.5 ml  $CH_2Cl_2$  and 50 ml ether. Yield: 452 mg (69% recovery; 23% overall yield). *Anal.* Calc. for  $CoC_{57}H_{111}ClN_3O_4P_2$ : C, 64.66; H, 10.57; N, 3.97. Found: C, 64.74; H, 10.73; N, 3.77%.

Characterization in the solid state: melting range, 104–109 °C (dec.);  $\nu(-N\equiv C)$ : ~2094w(sh), 2062s, 2040s  $cm^{-1}$  (nujol). Magnetic susceptibility:  $\chi_g = -525 \pm 20 \times 10^{-9}$ ,  $\chi_M = -560 \pm 20 \times 10^{-6}$  cgs. Characterization in solution:  $\nu(-N\equiv C)$ : ~2072w(sh), 2059s, ~2045w(sh)  $cm^{-1}$  ( $CH_3NO_2$ ); ~2070w(sh), 2057s, ~2046w(sh)  $cm^{-1}$  ( $CH_2Cl_2$ ). Electronic spectra: 279 ( $\epsilon = 12\,100$ ), 237 (28 800) nm ( $CH_3CN$ ); 278 (13 900), 237 (35 500) nm ( $CH_2Cl_2$ ). Molar conductivity: 135 ( $CH_3CN$ ), 130 (acetone), 84

( $CH_3NO_2$ ), 64 ( $Me_2NCHO$ ), 57 ( $CH_2Cl_2$ ), 27 ( $CF_3CH_2OH$ )  $\Omega^{-1} cm^2 mol^{-1}$ .

## Results and discussion

### Significance of the syntheses

Isolation of the Co(I) species,  $[Co(CNC_6H_{11})_3\{P(C_6H_{13-n})_3\}_2]ClO_4$ , as well as the Co(III) species,  $[Co(CNC_6H_{11})_4\{P(C_6H_{13-n})_3\}_2](ClO_4)_3$ , clearly establishes the disproportionation nature of this reaction:  $2[Co(CNR)_5]^{2+} + 4PR_3 \rightarrow [Co(CNR)_3(PR_3)_2]^+ + [Co(CNR)_4(PR_3)_2]^{3+} + 3CNR$ . Subsequent work has established an analogous disproportionation reaction of  $[Co(CNC_6H_{11})_5]^{2+}$  with  $P(C_4H_9-n)_3$  and  $P(C_3H_7-n)_3$  [5]; and sole isolation of the Co(III) complexes,  $[Co(CNR)_4(PR_3)_2]X_3$ ,  $X = ClO_4, BF_4$ ;  $CNR = CNC_4H_9-n, CNCH_2Ph$ ;  $PR_3 = P(C_6H_{13-n})_3, P(C_4H_9-n)_3, P(C_3H_7-n)_3$  [5]; in reactions analogous to  $[Co_2(CNCHMe_2)_{10}]X_4 \cdot nH_2O$  reacted with  $P(C_4H_9-n)_3$  and  $P(C_6H_{13-n})_3$  [1]. In view of the strong similarities, it is probably reasonable to conclude that all of these reactions involve disproportionation of the Co(II)-alkylisocyanide complex, but only in the case of  $CNC_6H_{11}$  has it been possible to isolate the Co(I) derivative. Predictions of high solubility and low stability for  $[Co(CNR)_3(PR_3)_2]ClO_4$  [1] have also been confirmed.

What is most significant about these disproportionation reactions is the subtle chemical differences controlling reduction and disproportionation. Changing the alkylisocyanide from  $CNCMe_3$  to  $CNCHMe_2$  or  $CNC_6H_{11}$ , or changing substituted trialkylphosphines ( $R = CH_2Ph, CH_2CH_2CN, NMe_2$ ) to unsubstituted ( $R = C_4H_9-n, C_6H_{13-n}$ ), changes  $Co(II) \rightarrow Co(I)$  reduction to  $Co(II)$  disproportionation. Chemical factors distinguishing these two reactions must be in a delicate balance. Unfortunately neither mechanism has been elucidated.

Reactions with  $CNC_6H_{11}$  also differ from reactions with  $CNCHMe_2$  in the nature of the Co(II) starting material:  $[Co(CNC_6H_{11})_5](ClO_4)_2$  is prepared and immediately reacted in solution without first being isolated as  $[Co_2(CNR)_{10}](ClO_4)_4 \cdot nH_2O$ . Actually it has not been possible to isolate a stable sample of the dimeric complex; a maroon solid is observed at low temperature, but softens into blue tar upon filtration. Other alkylisocyanide-Co(II) complexes are isolated as maroon-red, diamagnetic solids,  $[Co_2(CNR)_{10}]X_4 \cdot nH_2O$ ,  $X = ClO_4, BF_4$ ;  $R = CHMe_2, CH_2Ph, C_4H_9-n$  [5]; giving dark blue, paramagnetic solutions, presumably  $[Co(CNR)_5]^{2+}$ , in assumed analogy to  $[Co_2(CNMe)_{10}](ClO_4)_4$  [6] and  $[Co_2(CNEt)_{10}](ClO_4)_4$  [7].

### Structures of the complexes

Physical properties of  $\nu(-N\equiv C)$ , solution electronic spectra, magnetic susceptibilities and molar conductivities are compatible with structures anticipated for these complexes. The  $\nu(-N\equiv C)$  for  $[\text{Co}(\text{CNC}_6\text{H}_{11})_3\{\text{P}(\text{C}_6\text{H}_{13-n})_3\}_2]\text{ClO}_4$  (Fig. 1) suggest a distorted trigonal bipyramidal structure in both solution and the solid state. IR and Raman solution spectra have been interpreted [8] as indicating a  $C_{2v}$  equatorially-distorted, axially-disubstituted trigonal bipyramidal structure for numerous  $[\text{Co}(\text{CNR})_3(\text{PR}_3)_2]\text{ClO}_4$  complexes with arylisocyanide ligands. These IR spectra are analogous, although the solution patterns are poorly resolved. The  $\nu(-N\equiv C)$  for  $[\text{Co}(\text{CNC}_6\text{H}_{11})_4\{\text{P}(\text{C}_6\text{H}_{13-n})_3\}_2](\text{ClO}_4)_3$  (Fig. 2) suggest tetragonal geometry, i.e. *trans*- $[\text{Co}(\text{CNC}_6\text{H}_{11})_4\{\text{P}(\text{C}_6\text{H}_{13-n})_3\}_2](\text{ClO}_4)_3$ . The shoulder in mull spectra suggests distortion of the  $\text{CoC}_4$  plane, while the single strong band in solution is compatible with rigorous  $D_{4h}$  symmetry. Electronic spectra for  $[\text{Co}(\text{CNC}_6\text{H}_{11})_3\{\text{P}(\text{C}_6\text{H}_{13-n})_3\}_2]\text{ClO}_4$  are similar to  $[\text{Co}(\text{CNR})_3(\text{PR}_3)_2]\text{ClO}_4$  spectra with  $\text{CNCHMe}_2$  [1] and  $\text{CNCMe}_3$  [9]. These were interpreted as charge-transfer bands. The single UV band for  $[\text{Co}(\text{CNC}_6\text{H}_{11})_4\{\text{P}(\text{C}_6\text{H}_{13-n})_3\}_2](\text{ClO}_4)_3$  appears to be charge-transfer in nature, but is strikingly narrow and symmetrical (see Fig. 3). Both complexes are

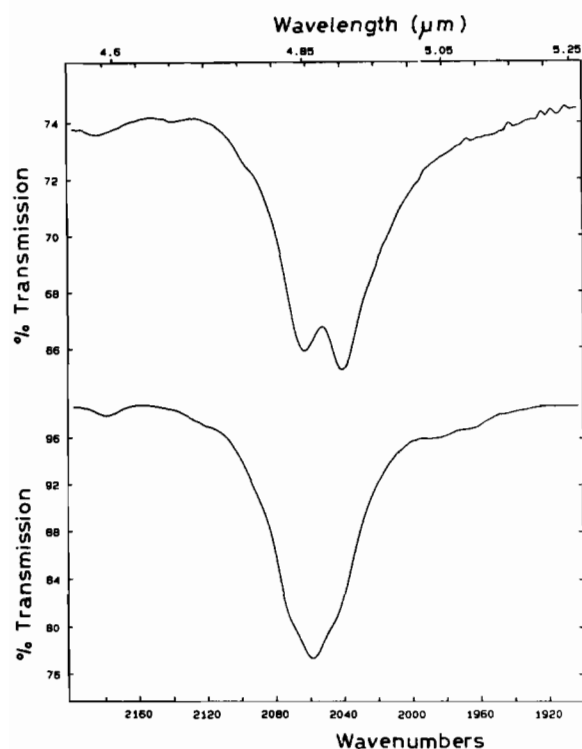


Fig. 1. The  $\nu(-N\equiv C)$  pattern for  $[\text{Co}(\text{CNC}_6\text{H}_{11})_3\{\text{P}(\text{C}_6\text{H}_{13-n})_3\}_2]\text{ClO}_4$ ; nujol (top),  $\text{CH}_3\text{NO}_2$  (bottom).

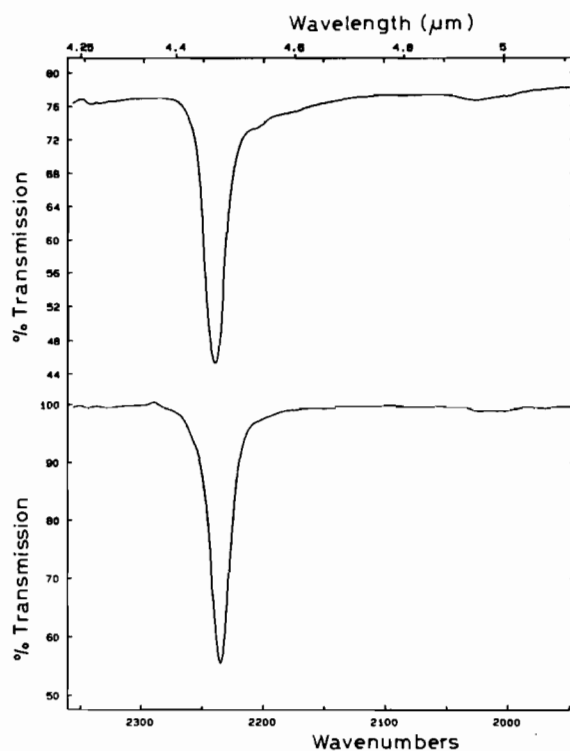


Fig. 2. The  $\nu(-N\equiv C)$  pattern for  $[\text{Co}(\text{CNC}_6\text{H}_{11})_4\{\text{P}(\text{C}_6\text{H}_{13-n})_3\}_2](\text{ClO}_4)_3$ ; nujol (top),  $\text{CH}_3\text{NO}_2$  (bottom).

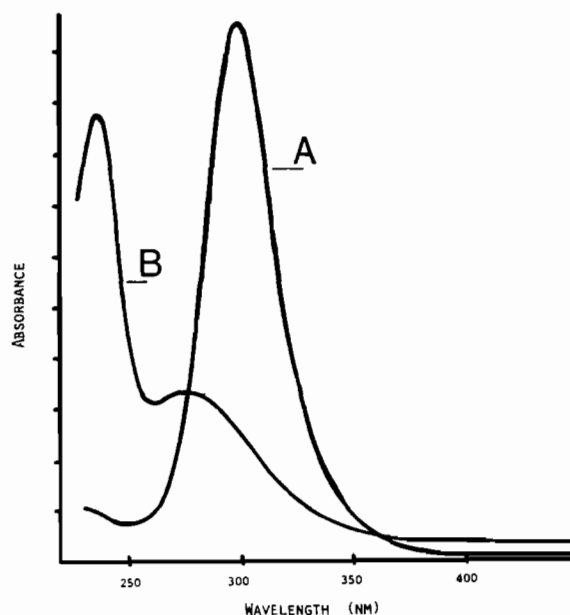


Fig. 3. The electronic spectra for  $[\text{Co}(\text{CNC}_6\text{H}_{11})_4\{\text{P}(\text{C}_6\text{H}_{13-n})_3\}_2](\text{ClO}_4)_3$  (A) and  $[\text{Co}(\text{CNC}_6\text{H}_{11})_3\{\text{P}(\text{C}_6\text{H}_{13-n})_3\}_2]\text{ClO}_4$  (B).

diamagnetic, compatible with five-coordinate  $d^8$  and six-coordinate  $d^6$  configurations with strong field ligands.

Molar conductivities for  $[\text{Co}(\text{CNC}_6\text{H}_{11})_3\{\text{P}(\text{C}_6\text{H}_{13}\text{-n})_3\}_2]\text{ClO}_4$  in  $\text{CH}_3\text{CN}$ ,  $\text{CH}_3\text{C}(\text{O})\text{CH}_3$ ,  $\text{CH}_3\text{NO}_2$  and  $\text{Me}_2\text{NCHO}$  are appropriate for fully-dissociated 1:1 electrolytes [10], so values in  $\text{CH}_2\text{Cl}_2$  and  $\text{CF}_3\text{CH}_2\text{OH}$  probably also reflect 1:1 electrolyte behavior. Conductivity values for  $[\text{Co}(\text{CNC}_6\text{H}_{11})_4\{\text{P}(\text{C}_6\text{H}_{13}\text{-n})_3\}_2](\text{ClO}_4)_3$  are progressively low for 3:1 electrolytes in parallel with decreasing dielectric constants ( $\epsilon$ ). The  $\Lambda_M$  are marginally appropriate for fully-dissociated 3:1 electrolytes in  $\text{CH}_3\text{CN}$  and  $\text{CH}_3\text{NO}_2$ , but exhibit increasingly diminished values, indicative of increasing ion-pairing, for  $\text{Me}_2\text{NCHO}$ ,  $\text{CF}_3\text{CH}_2\text{OH}$ , acetone and  $\text{CH}_2\text{Cl}_2$ . This is reasonable behavior for highly charged ions in organic solvents.

#### Acknowledgement

This work was supported by the Naval Research Laboratory and the University of Bahrain.

#### References

- 1 C. A. L. Becker, S. A. Al-Qallaf and J. C. Cooper, *Inorg. Chim. Acta*, 188 (1991) 99.
- 2 J. G. Verkade and T. S. Piper, *Inorg. Chem.*, 2 (1963) 944.
- 3 T. Huttemann, Jr., B. Foxman, C. Sperati and J. Verkade, *Inorg. Chem.*, 4 (1965) 951.
- 4 K. J. Coskran, T. J. Huttemann and J. G. Verkade, in R. F. Gould (ed.), *Advances in Chemistry Series 62*, American Chemical Society, Washington, DC, 1967, p. 590.
- 5 C. A. L. Becker and J. C. Cooper, *200th Nat. Meet. of the American Chemical Society, Washington, DC, Aug. 1990*, Abstr. no. 486 (Inorg. Div.).
- 6 F. A. Cotton, T. G. Dunne and J. S. Wood, *Inorg. Chem.*, 3 (1964) 1495.
- 7 P. M. Boorman, P. J. Craig and T. W. Swaddle, *Can. J. Chem.*, 48 (1970) 838.
- 8 C. A. L. Becker and G. C. Papavassiliou, *180th Nat. Meet. of the American Chemical Society, Las Vegas, NV, Aug. 1980*, Abstr. no. 295 (Inorg. Div.).
- 9 C. A. L. Becker, A. Anisi, G. Myer and J. D. Wright, *Inorg. Chim. Acta*, 111 (1986) 11.
- 10 R. J. Angelici, *Synthesis and Technique in Inorganic Chemistry*, Saunders, Philadelphia, PA, 2nd edn., 1960, App. 1; W. J. Geary, *Coord. Chem. Rev.*, 7 (1971) 81.