

Mutual Solubilities of Phenol, Salicylaldehyde, Phenol-Salicylaldehyde Mixture, and Water with and without the Presence of Sodium Chloride or Sodium Chloride plus Sodium Sulfate

Franjo Kralj and Dinko Sinčić*

Research and Development Center, Chromos, Zagreb, Yugoslavia

The mutual solubilities of phenol, salicylaldehyde, one particular mixture of phenol-salicylaldehyde, and water with and without NaCl and NaCl plus Na₂SO₄ present have been determined experimentally. The interpretation of the results has been attempted by application of some existing theories. Limited success has been achieved, supporting the conclusion of many previous investigators of cautious application of theoretical tools in predicting the mutual solubilities of liquids.

Introduction

Synthesis of salicylaldehyde (SA) proceeds along various reaction pathways. One of them leads to a mixture of SA, phenol, and water in which NaCl and Na₂SO₄ are dissolved. The design requirements prompted the investigation of the solubility characteristics of this complex system. Only scarce literature data were found to exist, none of them concerning mutual solubilities of SA and water.

Experimental Section

The mixtures were prepared by adding the organic component to a solution of NaCl or Na₂SO₄ in water. The specific procedure ran as follows. To 1000 g of water in which different amounts of salt (pure NaCl or a mixture of NaCl plus Na₂SO₄) were dissolved, 200 g of moisture-free phenol or 100 g of SA or 54.0 g of SA plus 46.0 g of phenol (close to being in equimolar quantities) were added. After the samples were vigorously shaken and mixed, they were kept at 25 ± 0.5 °C for ~6 h. The layers were separated, and in each layer the water and organic components were determined.

A gas chromatograph with the following specifications was used to analyze the organic components: a Hewlett-Packard 5750 G, UC-W 98 column, 6 ft long, 1/8 in. o.d., packed with 80/100 mesh Chromosorb W, at 120 °C isothermally; the flow rate of N₂ as a carrier gas being 18.18 cm³ min⁻¹; the injector temperature 200 °C, the flame ionization detector at 250 °C; the H₂ flow rate 25 cm³ min⁻¹ and the air flow rate 500 cm³ min⁻¹; the attenuation for phenol determination 2 × 10², for SA 8 × 10². Water was analyzed on a Carle GC 8700 gas chromatograph equipped with a 6 ft × 1/8 in. o.d. column filled with Poropak QS 80/100 mesh at 110 °C with helium as a carrier gas and equipped with a thermal conductivity detector. Peak areas have been determined by the Autolab System 4 Spectrophysics computing system. Linear relationships have been found between peak areas and component concentrations.

All of the chemicals used were of Pro Analsi purity grade, produced by Kemika, Zagreb, Yugoslavia.

Results

Tables I-III summarize the results of this investigation. The graphic illustration has been presented in Figures 1-7. The data correlation has been successfully achieved through application

of the well-known Setchenow (1, 2, 3) relation:

$$\log(\gamma/\gamma_0) = \log(S_0/S) = k_s C_s + k' \quad (1)$$

where γ_0 and γ are the activity coefficients of the solutes in water and electrolyte solution, respectively, S_0 and S are the mole fraction solubilities of the solute in water and salt solution, respectively, k_s is the Setchenow constant, and C_s is the molar concentration of the salt solution.

In the case of the single-salt solution, constant k' is zero, which is not the case in the mixed-electrolyte solutions. Its meaning may become obvious if a different form of the Setchenow relation is used (4)

$$\log(S_0/S) = h_1 I_1 + h_2 I_2 + \dots \quad (2)$$

where I_k is the ionic strength of the solution given by

$$2I_k = \sum_i c_i z_i^2 \quad (3)$$

As can be seen from the plots, parametric representation of the solubility in the mixed electrolyte has been used, the intercept corresponding to the ionic strength of the second electrolyte. All of the straight lines have been drawn by least squares.

The plots in Figures 1 and 2 and Table I represent the mutual solubilities of phenol and water in which NaCl and Na₂SO₄ are dissolved. The strong influence of the Na₂SO₄ concentration on the mutual solubility may be discerned. The same conclusion holds for SA-water solution in the presence of NaCl or a NaCl plus Na₂SO₄ mixture (Figures 3 and 4, Table II). In Figure 3 we have also drawn a line which has been obtained from extrapolated data for pure Na₂SO₄ solution and therefore must be used with due caution. However, it does show the more pronounced effect of Na₂SO₄ as compared to NaCl.

We call the reader's attention to one more fact: this difference is much more pronounced here than when dissolving phenol (aqueous NaCl solution: $k_s(\text{phenol}) = 0.172$ (7), $k_s(\text{SA}) = 0.093$ (this work); aqueous Na₂SO₄ solution: $k_s(\text{phenol}) = 0.210$ (7), $k_s(\text{SA}) = 0.208$ (this work, extrapolated data)).

Figures 5, 6, and 7 along with Table III show the solubility behavior of SA-PhOH mixtures in aqueous solutions of the same salts. The solubility of each organic component is, as expected, decreased, while the solubility of water in the PhOH-SA layer, as also expected, has increased compared to the case of H₂O in phenol.

Applicability of Existing Theories

The theoretical considerations have been directed along two lines: first, to predict, hopefully, the mutual solubility of pure substances; second, to predict the influence of the salts. Without going into detail, according to Hildebrand (5) for the case of molecules of very different sizes, eq 4 applies. (In saturated

$$\ln a_2 = \ln \varphi_2 + \varphi_1(1 - V_2/V_1) + V_1 \varphi_1^2 (\delta_1 - \delta_2)/RT \quad (4)$$

solutions of phenol or SA in water dissociation is negligible.)

Table I. Mutual Solubilities of Phenol and Aqueous NaCl plus Na₂SO₄ Solution

C _s , mol L ⁻¹		aqueous layer ^a (phenol in water)			organic layer ^b (water in phenol)		
Na ₂ SO ₄	NaCl	10 ² g/g aq layer	10 ³ S	log S ₀ /S	10 ² g/g org layer	S	log S ₀ /S
0.4224	0.6222	3.30	6.329	0.3825	18.80	0.547	0.0952
	0.9167	3.00	5.699	0.4280	17.00	0.517	0.1196
	1.2009				16.40	0.506	0.1287
	1.7402	2.25	4.293	0.5511	13.80	0.456	0.1746
	2.4839	1.73	3.234	0.6740	11.20	0.397	0.2340
		slope 0.1558	intcpt 0.2844	corr coeff 0.9997	slope 0.0742	intcpt 0.0470	corr coeff 0.9963
0.8448	0.3078	2.40	5.270	0.4620	18.80	0.548	0.0947
	0.8745	2.10	3.970	0.5851	15.00	0.480	0.1520
	1.1484				13.30	0.445	0.1847
	1.6831	1.84	3.460	0.6448			
	2.4349				8.58	0.329	0.3155
	3.0901	1.24	1.956	0.8925	6.27	0.259	0.4197
		slope 0.1484	intcpt 0.4251	corr coeff 0.9899	slope 0.1141	intcpt 0.0540	corr coeff 0.9960
1.2672	0.2950	1.89	3.710	0.6145	16.60	0.510	0.1260
	0.5685				15.00	0.480	0.1520
	0.8334	1.60	3.000	0.7067			
	1.0943	1.40	2.610	0.7672	12.80	0.434	0.1960
	2.3228	0.99	1.831	0.9214	6.97	0.282	0.3840
		slope 0.1493	intcpt 0.5828	corr coeff 0.9933	slope 0.1287	intcpt 0.0765	corr coeff 0.9917

^a S₀ = 1.527 × 10⁻². ^b S₀ = 0.68107.

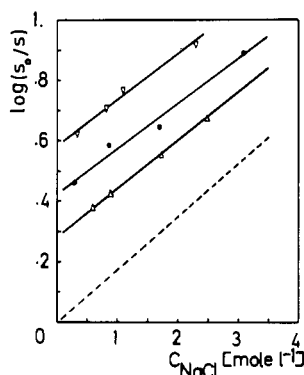


Figure 1. Effect of NaCl and a mixture of NaCl plus Na₂SO₄ on the solubility of phenol in water (S₀ = 1.527 × 10⁻²): (---) literature values for pure NaCl (7). Na₂SO₄ concentration (mol/1000 g of H₂O): (Δ) 0.4224; (●) 0.8448; (▽) 1.2672.

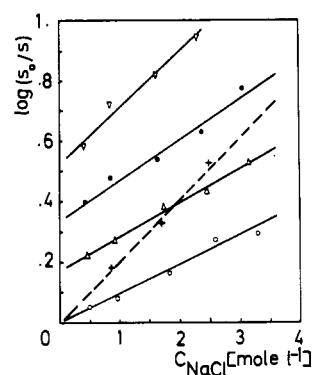


Figure 3. Effect of NaCl and a mixture of NaCl plus Na₂SO₄ on the solubility of salicylaldehyde in water (S₀ = 6.614 × 10⁻²): (---) extrapolated solubility for pure Na₂SO₄. Na₂SO₄ concentration (mol/1000 g of H₂O): (○) 0.0; (Δ) 0.4224; (●) 0.8448; (▽) 1.2672.

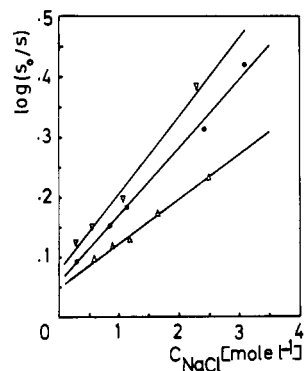


Figure 2. Effect of NaCl and a mixture of NaCl plus Na₂SO₄ on the solubility of water in phenol (S₀ = 0.68107). Na₂SO₄ concentration (mol/1000 g of H₂O): (Δ) 0.4224; (●) 0.8448; (▽) 1.2672.

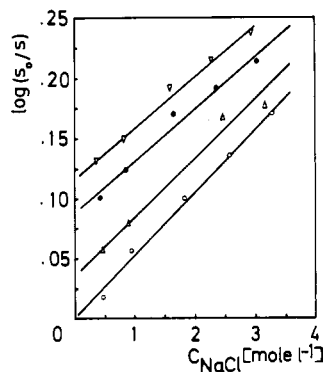


Figure 4. Effect of NaCl and a mixture of NaCl plus Na₂SO₄ on the solubility of water in salicylaldehyde (S₀ = 5.921 × 10⁻²). Na₂SO₄ concentration (mol/1000 g of H₂O): (Δ) 0.4224; (●) 0.8448; (▽) 1.2672.

Solubility parameters may be estimated from enthalpies of vaporization. When this quantity is not known, it may be estimated by various methods. A satisfactory (in numerous cases) and simple relationship is the one which utilizes the normal boiling point (eq 5). The SA solubility parameter obtained by this

$$\Delta H_{\text{vap}} - RT = \Delta E = -3542 + 23.7T_b + 0.020T_b^2 \quad (5)$$

formula is $\delta(\text{SA}) = 10.62$; for phenol, $\delta(\text{phenol}) = 11.32$.

The use of another method, which employs surface tension, by Beerbower (cited in ref 8)

$$\delta = 3.741(\sigma/V^{1/3})^{0.5} \quad (6)$$

supposedly holding for large number of liquids, gives $\delta(\text{SA}) = 11.16$. In ref 8 a more precise determination of the solubility parameter has been discussed, giving for phenol the value 11.79 and for water 23.39. In these reports no value for $\delta(\text{SA})$ has been reported, and there are not enough data given to calculate

Table II. Mutual Solubilities of Salicylaldehyde and Aqueous Solution of NaCl and NaCl plus Na₂SO₄

C _s , mol L ⁻¹		aqueous layer ^a (SA in water)			organic layer ^b (water in SA)		
Na ₂ SO ₄	NaCl	10 ³ g/g aq layer	10 ⁴ S	log S ₀ /S	10 ² g/g org layer	10 ² S	log S ₀ /S
0	0.4965	3.87	5.846	0.0535	0.88	5.676	0.0184
	0.9686	3.58	5.514	0.0788	0.80	5.185	0.0576
	1.8383	2.84	4.538	0.1635	0.72	4.685	0.1017
	2.6014	2.08	3.510	0.2751	0.66	4.312	0.1377
	3.3280	1.97	3.365	0.2936	0.61	3.994	0.1710
		slope 0.0934	intcpt 0.0003	corr coeff 0.9891	slope 0.0525	intcpt 0.0002	corr coeff 0.9968
0.4224	0.4744	2.50	3.965	0.2222	0.80	5.183	0.0577
	0.9086	2.18	3.514	0.2746	0.76	4.934	0.0792
	1.7357	1.64	2.736	0.3833			
	2.4601	1.41	2.426	0.4355	0.61	3.994	0.1708
	3.1591	1.10	1.952	0.5299	0.60	3.930	0.1781
		slope 0.1120	intcpt 0.1734	corr coeff 0.9963	slope 0.0480	intcpt 0.0374	corr coeff 0.9841
0.8448	0.4433	1.60	2.647	0.3978	0.72	4.685	0.1017
	0.8664	1.30	2.190	0.4800	0.68	4.435	0.1255
	1.6627	1.10	1.900	0.5417	0.61	3.994	0.1708
	2.3840	0.85	1.553	0.6293	0.58	3.804	0.1923
	3.0534	0.60	1.109	0.7755	0.55	3.613	0.2146
		slope 0.1335	intcpt 0.3403	corr coeff 0.9843	slope 0.0432	intcpt 0.0833	corr coeff 0.9897
1.2672	0.4174	1.00	1.726	0.5834	0.67	4.372	0.1316
	0.8347	0.72	1.267	0.7177	0.64	4.183	0.1508
	1.5955	0.55	0.998	0.8213	0.58	3.804	0.1923
	2.2866	0.40	0.746	0.9477	0.55	3.613	0.2146
	2.9609				0.52	3.422	0.2380
		slope 0.1846	intcpt 0.5306	corr coeff 0.9880	slope 0.0422	intcpt 0.1171	corr coeff 0.9941

^a S₀ = 6.614 × 10⁻⁴. ^b S₀ = 5.921 × 10⁻².

Table III. Mutual Solubilities of Phenol plus SA and Aqueous Solution of NaCl plus Na₂SO₄

C _s , mol L ⁻¹		aqueous layer						organic layer ^c (water in organic layer)		
Na ₂ SO ₄	NaCl	phenol in water ^a			salicylaldehyde in water ^b			10 ² g/g org layer	S	log S ₀ /S
		10 ² g/g aq layer	10 ³ S	log S ₀ /S	10 ³ g/g aq layer	10 ⁴ S	log S ₀ /S			
0.4224	0.4680	2.35	4.900	0.4936	1.40	2.260	0.4664			
	0.9159							4.90	0.238	0.0335
	1.7358							4.72	0.231	0.0465
	2.5041	1.33	2.440	0.7965	0.30	0.521	1.1045	4.50	0.222	0.0634
	3.1836	0.93	1.670	0.9611	0.20	0.390	1.2294	4.30	0.214	0.0795
		slope	intcpt	corr coeff	slope	intcpt	corr coeff	slope	intcpt	corr coeff
		0.1668	0.4082	0.9938	0.2884	0.3416	0.9960	0.0204	0.0132	0.9960
0.8448	0.4452	1.90	4.158	0.5650	0.90	1.517	0.6395			
	0.8745	1.73	3.261	0.6706				4.75	0.232	0.0452
	1.6627	1.28	2.361	0.8109	0.30	0.529	1.0970	4.50	0.222	0.0634
	2.3914	1.08	1.970	0.8894	0.20	0.363	1.2606	4.30	0.211	0.0795
	3.0534	0.76	1.360	1.0503				4.10	0.206	0.0966
		slope	intcpt	corr coeff	slope	intcpt	corr coeff	slope	intcpt	corr coeff
		0.1756	0.5013	0.9932	0.3250	0.5117	0.9925	0.0243	0.0245	0.9995
1.2672	0.8347	1.41	2.640	0.7622	0.30	0.530	1.0962	4.52	0.223	0.0618
	1.5918	1.13	2.181	0.8658				4.27	0.213	0.0810
	2.2832	0.77	1.390	1.0408	0.10	0.188	1.5463	4.15	0.208	0.0922
	2.9167	0.65	1.091	1.1464	0.06	0.116	1.7560	3.95	0.200	0.1100
			slope	intcpt	corr coeff	slope	intcpt	corr coeff	slope	intcpt
		0.1910	0.5896	0.9934	0.3158	0.8308	0.9999	0.0224	0.0435	0.9955

^a S₀ = 1.527 × 10⁻². ^b S₀ = 6.614 × 10⁻⁴. ^c S₀ = 0.25717.

this quantity by the same approach.

It is obvious that uncertainty regarding the correct value of the solubility parameter exists, diminishing confidence in the results from the very beginning. Also it is not surprising that the values obtained as a result of calculations show large discrepancies when compared with the experimental ones. When experimental values were used to back calculate the solubility parameter for water, the values in Table IV were obtained.

For the solubility of water in salicylaldehyde, very good agreement with the value of the solubility parameter reported

in ref 5 was obtained. The other values are amenable to discussion, and no conclusive statement can be reached on the basis of so few experimental data.

The estimation of the salt influence may be done by application of the McDevit-Long formula (1, 2, 3)

$$k_s = V_h(V_s - V_0)/2.303\beta RT = \phi V_h \quad (7)$$

$$\phi = (V_s - V_0)/2.303\beta RT$$

where V_h is the partial molar volume of the hydrocarbon in

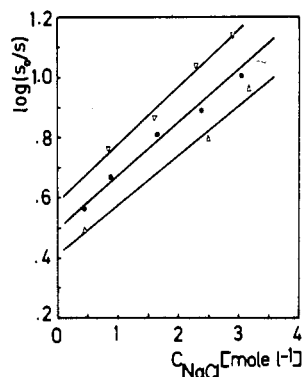


Figure 5. Solubility of phenol in the aqueous NaCl and NaCl plus Na₂SO₄ solution in the presence of salicylaldehyde ($S_0 = 1.527 \times 10^{-2}$). Na₂SO₄ concentration (mol/1000 g of H₂O): (Δ) 0.4224; (\bullet) 0.8448; (∇) 1.2672.

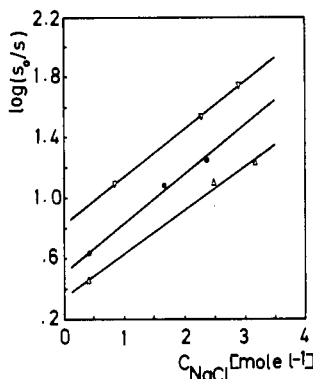


Figure 6. Solubility of salicylaldehyde in the aqueous NaCl and NaCl plus Na₂SO₄ solution in the presence of phenol ($S_0 = 6.614 \times 10^{-4}$). Na₂SO₄ concentration (mol/1000 g of H₂O): (Δ) 0.4224; (\bullet) 0.8448; (∇) 1.2672.

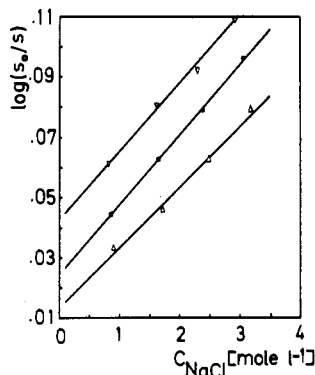


Figure 7. Solubility of water in a mixture of phenol plus salicylaldehyde in the presence of salts ($S_0 = 0.25717$). Na₂SO₄ concentration (mol/1000 g of H₂O): (Δ) 0.4224; (\bullet) 0.8448; (∇) 1.2672.

solution, V_s is the molar volume of the liquid salt, and V_0 is the partial molar volume of the salt solution, all at the system temperature (T), and β is the compressibility of pure water.

This simple relationship has been used with limited success in predicting solubilities of nonelectrolytes in salt solutions. Since gross approximations in its derivation are involved, only the order of magnitude of Setchenow's constant may be obtained by its applications to the general effects such as salting in or salting out. When eq 7 has been applied to salicylaldehyde-water-salt systems, this has been confirmed since for $k_s(\text{Na}_2\text{SO}_4)$ the experimental value is somewhat smaller than $k_s(\text{NaCl})$ while these values for Na₂SO₄ show an even greater discrepancy,

Table IV. Experimental and Theoretical Values for the Mutual Solubility of Phenol and Water, and Salicylaldehyde (SA) and Water (without Salt Present)

solution type	solute concn		solubility parameter for water, cal/cm ³	
	mole fraction	10 ² g/g of correspond layer	lit. value	back calculated value, $\delta(\text{SA}) = 10.62$
SA in water	6.614×10^{-4}	0.447	18.3	(18.8) ^a
water in SA	0.1026	0.920	21.8	(22.3) ^a
phenol in water	0.0153	7.500	23.39	18.48
water in phenol	0.6811	29.000		18.28

^a $\delta(\text{SA}) = 11.16$.

although according to eq 7 the opposite should have happened.

We may conclude that theoretical tools currently available must be used with great caution and more as a guide where no experimental data exist.

Acknowledgment

This work is supported in part by SIZ-II (Scientific Fund of Croatia). The assistance of Mr. Boro Starčević in developing analytical techniques is gratefully acknowledged.

Glossary

a	activity
C_i, C_s	salt concentration, mol L ⁻¹
h	constant, L (g ion) ⁻¹
I	ionic strength of the solution
k_s	Setchenow constant, L mol ⁻¹
R	gas constant
S_0, S	mole fraction solubilities
T	temperature, K
$V_1, V_2,$ V_h	partial molar volume of the organic solute, cm ³ mol ⁻¹
V_0	partial molar volume of the salt solution
V_s	molar volume of the liquid salt
z_i	ion valency

Greek Letters

β	compressibility of pure water
γ	activity coefficients
δ	solubility parameter, cal cm ⁻³
φ	volume fraction
σ	surface tension, dyn cm ⁻¹

Literature Cited

- (1) McDevit, W. F.; Long, F. A. *J. Am. Chem. Soc.* **1952**, *74*, 1773.
- (2) Long, F. A.; McDevit, W. F. *Chem. Rev.* **1952**, *51*, 119.
- (3) Yuen, A. M.; Mackay, D.; Shin, W. Y. *J. Chem. Eng. Data* **1979**, *24*, 30.
- (4) Danckwerts, P. V. "Gas-Liquid Reactions", McGraw-Hill: New York, 1970; p 19.
- (5) Hildebrand, J. H.; Scott, R. L. "The Solubility of Nonelectrolytes", Dover: New York, 1964; pp 266-7.
- (6) Hansen, C. M.; Beerbower, A. In "Encyclopedia of Chemical Technology", 2nd ed.; Mark, H. F., Ketta, Y. J., Othmer, D. F., Eds.; Interscience: New York, 1971; Suppl. Vol.
- (7) Endo, K. *Bull. Chem. Soc. Jpn.* **1927**, *2*, 124.
- (8) Shinoda, K. "Principles of Solution and Solubility"; Marcel Dekker: New York, 1978; p 66.

Received for review April 1, 1980. Accepted June 17, 1980.