

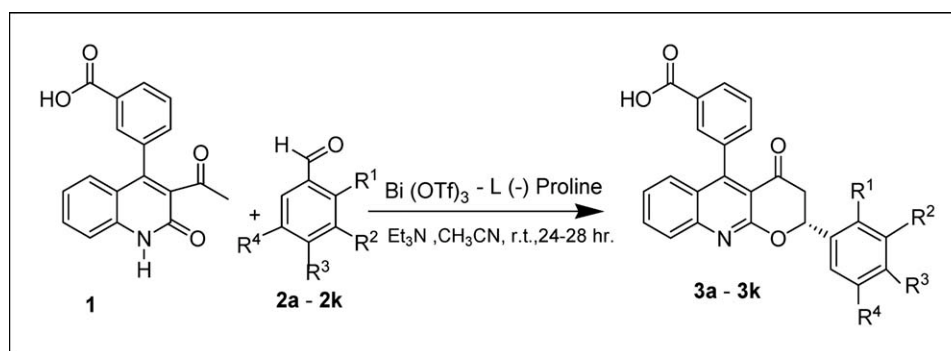
Nitu Mahajan,^a Surrinder Koul,^b and Tej K. Razdan^{a*}^aDepartment of Chemistry, University of Jammu, Ambedkar Road, Jammu 180006, India^bIndian Institute of Integrated Medicine, Canal Road, Jammu 180006, India

*E-mail: tk_razdan@rediffmail.com

Received June 22, 2010

DOI 10.1002/jhet.762

Published online 4 August 2011 in Wiley Online Library (wileyonlinelibrary.com).



The synthesis of chiral (2*R*) 2,5-diaryl-2,3-dihydropyrano[2,3-b]quinolin-4-ones, was achieved, at ambient temperature, by the reaction of 3-acetyl-4-aryl-carbostyryl and an aldehyde, in the presence of bismuth triflate–L(–)-proline complex, formed *in situ*. The products were obtained in 62–78% yield with high enantioselectivity (72–96% ee).

J. Heterocyclic Chem., **48**, 1302 (2011).

INTRODUCTION

Pyranoquinoline nucleus constitutes the core moiety of a small group of naturally occurring bioactive alkaloids [1], mostly found in the plants belonging to family *Rutaceae* [2]. These alkaloids display a wide array of biological activity [3], such as antimicrobial [4], antiasthmatic [5], anti-inflammatory [6], psychotropic [7], immunomodulating [8], protein glycosomal GAPDH enzyme inhibiting [9], and insect antifeedant [10] activity. They are believed to be useful in the treatment of rheumatoid arthritis, cirrhosis, fibrosis, prevention of graft rejection, and diabetic complications [11]. Additionally, these compounds may also find use in the photochemical applications [12]. With all these potential pharmacological properties, the synthesis of pyranoquinoline derivatives continues to receive significant attention.

Several synthetic protocols, involving cycloaddition reactions, such as Diel's–Alder reaction [13] and 1,3-dipolar addition of nitrile amines, nitrones, and nitrile oxides [14], for the preparation of pyranoquinoline derivatives are known. These compounds have also been prepared by the oxidative cyclization with DDQ [15], Provost reaction [16], FeCl₃-NaI reductive cyclization [17], organolithiation of dihydropyrans and furans [18], cyclization with PPA [19], and ring cleavage of cyclopentanone carboxamides [20]. Despite their attractiveness, most of the known synthetic methodologies are

complicated by one or other drawback, such as multi-stage processes and operational difficulty, harsh reaction conditions, low to moderate yield, difficult availability of substrates, and difficult stereochemical control. Therefore, there is ample scope for the development of efficient synthetic methodologies for the preparation of these biologically important compounds.

2-Arylpyrano[2,3-b]quinolin-4-ones are the structural analogues of the privileged naturally occurring flavones [21]. Therefore, these compounds are expected to exhibit interesting biological properties. Normally, an enantioselective synthesis of pyranone derivatives possessing C-2 chiral centre is a difficult process. A few strategies known for the asymmetric synthesis of chiral pyranone derivatives include resolution of the related alcohols [22], substitution reactions [23] and addition reactions of 2-chromenes [24], using Cu (I) and Et₂Zn. During our studies on the exploration of the catalyst potential and limitations of the nontoxic and readily available bismuth salts, in the preparation of heterocyclic compounds, we got interested in the development of a suitable methodology for the preparation of chiral pyranoquinoline derivatives. We opined that asymmetrical catalysis would be an ideal approach for the preparation of optically active pyranoquinolines. In this article, we report a simple and efficient two-step synthesis of 2,5-diaryl-2,3-dihydropyrano[2,3-b]quinolin-4-ones, from carbostyryl derivatives, under ambient reaction conditions, using a chiral Bi³⁺-L(–)

Table 1
Percent yield of 3a–3k.

Compounds	R ¹	R ²	R ³	R ⁴	% Yield	M.P (°C)	[α] _D	Time (h)	ee (%) ^a
3a	H	H	H	H	70	205	+55°	25	90
3b	H	H	OCH ₃	H	76	195	+58°	28	89
3c	H	H	Cl	H	72	176	+52°	24	91
3d	H	H	F	H	68	165	+50°	25	96
3e	H	H	Br	H	70	215	+51°	24	91
3f	Cl	H	Cl	H	64	188	+52°	26	88
3g	H	H	—O—CH ₂ —O—		67	199	+54°	24	72
3h	H	H	OCH ₃	OCH ₃	78	173	+54°	24	90
3i	H	H	CH ₃	H	69	218 (dec.)	+53°	28	92
3j	H	H	NO ₂	H	62	225 (dec.)	+45°	38	87
3k	Br	H	H	H	74	210	+52°	26	89

^aThe ee were determined by HPLC, using Diacel OD-H column; solvent: hexane-isoPrOH.

proline complex. It is pertinent to mention here that only few examples of the enantioselective reactions involving a chiral bismuth catalyst [25] are known.

RESULTS AND DISCUSSION

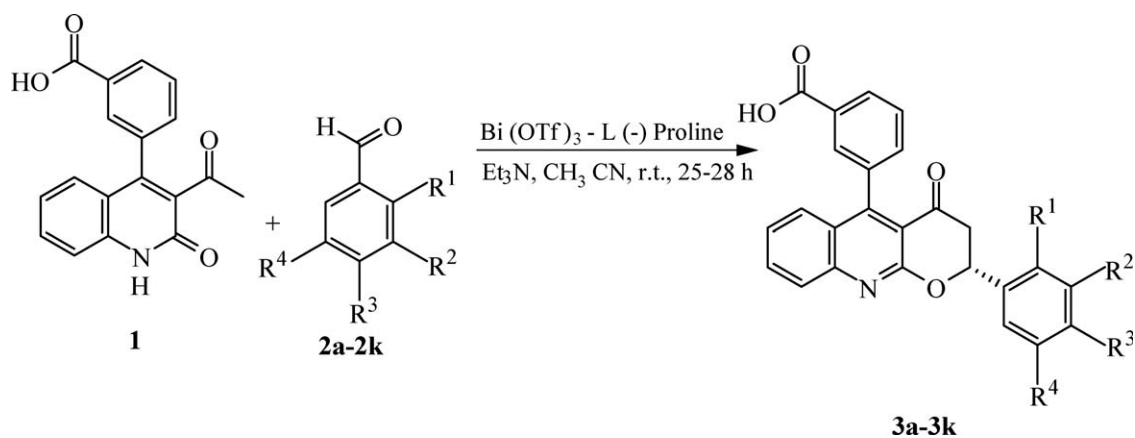
Our strategy for the preparation of optically active 2,5-diaryl-2,3-dihydropyrano[2,3-b]quinolin-4-ones, from carbostyryl derivatives, involved the introduction of an unsaturated carbonyl side chain, adjacent to the imido carbonyl, of the compound. This side chain may provide the basic site for interaction with a chiral Bi³⁺ catalyst and permit intramolecular carbon–oxygen bond formation, *via* enolization of the carbostyryl imido carbonyl group. Accordingly, our protocol consisted of 3-acetyl-4-arylcarbostyryl, an aldehyde, and a suitable Bi³⁺ ion-based chiral catalyst. 3-Acetyl-4-(3-carboxyphenyl)carbostyryl **1**, was used as a model substrate for the present reaction.

For the asymmetric synthesis of the desired pyranoquinolines, we surveyed bismuth salts, which could be used in the presence of L(-) proline to provide a suitable catalyst for the one-pot condensation-intramolecular conjugate addition reaction of 3-acetyl-4-(3-carboxyphenyl) carbostyryl **1** and an aldehyde. After a few experiments, we observed that bismuth triflate–L(-)-proline was the catalyst of choice and dry acetonitrile was the appropriate solvent for the preparation of 2-phenyl-5-(3-carboxyphenyl)-2,3-dihydropyrano[2,3-b]quinolin-4-one at room temperature. However, the yield of the products was not encouraging. This could be attributed to the possible coordination of carbostyryl nitrogen to the catalyst, under the reaction conditions, and the difficulty in the enolization of the amido carbonyl. We assumed that this difficulty may be surmounted by modifying the reaction conditions such that the abstraction of hydrogen from the amido nitrogen of the carbostyryl is facilitated. In fact, bismuth triflate–L(-)-proline and Et₃N in a single catalyst provided the desired

pyrano[2,3-b]quinolones, **3a**, in good yield (Table 1). Optimization of the catalyst composition revealed that, for the maximum yield of **3a**, the ideal composition of the catalyst was 10 mol % of bismuth triflate, 15 mol % of L(-)-proline and 15 mol % of Et₃N. We also observed that the presence of moisture was detrimental to intramolecular conjugate addition.

With optimized conditions in hand, we prepared compounds **3a–3k** (Scheme 1) by stirring compound **1**, aldehyde **2a–2k** (1:1.4 mol), and the catalyst mixture at room temperature. The reactions were monitored by TLC. On completion of the reaction (24–28 h) and usual work up, the products **3a–3k** were obtained in 62–78% yield (Table 1); the lowest yield was obtained when 4-nitrobenzaldehyde was used in the reaction. The products were purified by column chromatography on silica gel, followed by crystallization, and analyzed by spectral methods (IR, ¹H NMR, ¹³C NMR, DEPT 135°, and HRMS) and elemental analysis. In their ¹H NMR spectra (See Experimental section), compounds **3a–3k** displayed a typical ABX pattern with resonance signals near δ 2.80 (1H, dd, *J* = 16.5, 13.2 Hz), 3.08 (1H, dd, *J* = 16.5, 3.2 Hz) and 5.06 (1H, dd, *J* = 13.2, 3.2 Hz), besides the expected aromatic proton signals and carboxylic proton signal, δ 11.2. The ¹³C NMR coupled with DEPT 135° placed the C-3 CH₂ near δ_C 44.5. In addition to the expected aromatic carbon signals, the ¹³C NMR displayed resonance signals near δ_C 78.3–80.1 (C-2), 198.1 (C-4), and 167.5 (COOH). The mass fragmentation agreed with the assigned structures. The compounds showed optical rotation [α]_D (20°C) = +45° to +58° (c. 0.5, EtOH; Table 1). The enantioselective excess (Table 1) was determined by HPLC, using Diacel OD-H column and hexane-isoPrOH as eluent. The stereochemistry at C-2 was fixed on the basis of the comparison of the multiplicity and coupling constant of the carbinyl proton (H-2) with the reported data for 2-aryl chromanans[26c].

Scheme 1. Preparation of 2,5-diaryl-2,3-dihydropyrano[2,3-b]quinolin-4-ones.

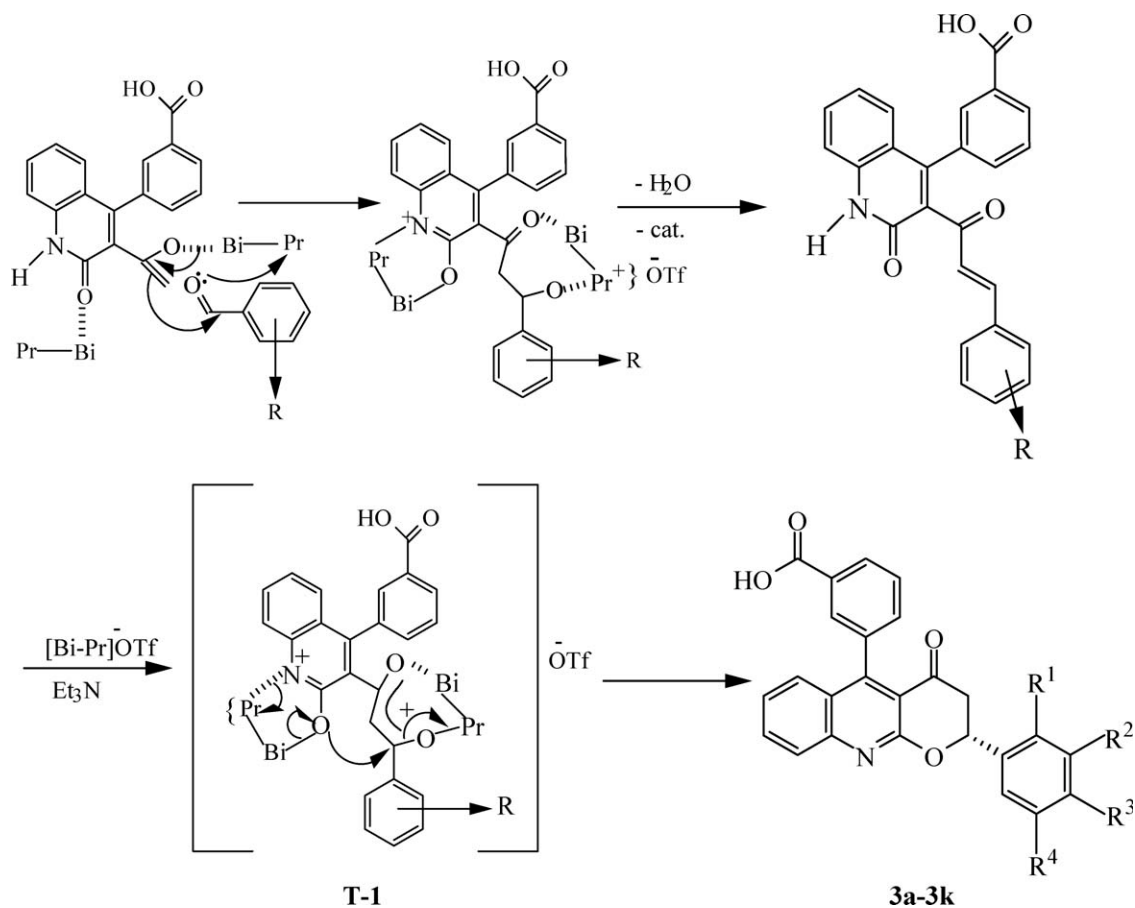


The most plausible mechanism (Scheme 2) for the reaction may involve the Lewis acid-catalyzed Claisen–Schmidt condensation [27] of 3-acetyl-4-aryl-carbostyryl, such as compound **1**, with an arylaldehyde, to generate a α,β -unsaturated ketone. Subsequent enolization of the activated carbonyl as also the carbostyryl amido group, in the presence of the catalyst Bi^{3+} -L(-) proline complex, formed *in situ*, may bring about asymmetric

intramolecular oxa-Micheal addition [27], probably *via* the formation of a transition state **T-1** with the catalyst [27a], to form chiral 2,5-diaryl-2,3-dihydropyrano[2,3-b]quinolin-4-ones. Triethylamine may be facilitating the enolization of the carbostyryl amido group by the facile removal of proton from the ring nitrogen.

In conclusion, we have developed an efficient and simple catalytic asymmetric method for the preparation

Scheme 2. Probable mechanism for the formation of (2R) 2,5-diaryl-2,3-dihydropyrano [2,3-b]quinolin-4-ones.



of optically active (2*R*) 2-phenyl-5-(3-carboxyphenyl)-2,3-dihydropyrano[2,3-b]quinolin-4-ones, from easily accessible 3-acetyl-4-arylcarbostyrils, using chiral Bi³⁺-L(-) proline complex, formed *in situ*, as catalyst. Current research efforts are directed toward the scope of this process in the synthesis of other optically active nitrogen heterocyclic compounds.

EXPERIMENTAL

Melting points are uncorrected and were determined on Perfit melting point apparatus. IR spectra were recorded on Bruker 4800 IR spectrometer. ¹H NMR (200 MHz) and ¹³C NMR (50.3 MHz) spectra were recorded in CDCl₃, using a Bruker AcDPX-200 spectrometer; some spectra were recorded on Varian Gemini 300 MHz instrument, using TMS as standard. HRMS were recorded at 70 eV on JEOL D-300 mass spectrometer; CHN analysis was done on Fison Model EA 1108 elemental analyzer. [α]_D was measured on Perkin-Elmer 241 polarimeter. TLC was performed on 0.5-mm thick plates, using silica gel-G (BDH) adsorbent. Column chromatography was performed on silica gel (mesh size 60–120 BDH). The enantiomeric excess (ee) of the products were determined by HPLC, using Diacel OD-H column and solvent system *n*-hexane-isoPrOH as eluant; retention times are given with the spectral data of individual compounds. The calculated mass values are based on the values obtained by Chem 4-D Draw (Chemical Innovation) software.

General method for the preparation of 2,5-diaryl-2,3-dihydropyrano[2,3-b]quinolin-4-ones. To a mixture of 3-acetyl-4-(3-carboxy)phenylcarbostyryl, compound **1** (1 × 10⁻³ mol) and aldehyde **2a–2k** (1.4 × 10⁻³ mol) in dry acetonitrile (10 mL) were added with a mixture of bismuth triflate (10 mol %) and L(-)-proline (15 mol %) in dry acetonitrile (5 mL), stirred separately at ice-salt bath temperature for 1 h. The reaction mixture was stirred further for 1.5 h, under similar conditions, and Et₃N (15 mol %) was added. After stirring for another 3 h, at the same temperature, the reaction mixture was brought to room temperature and stirred further for 20–23 h. The reaction was monitored by TLC on silica gel G plates using CHCl₃-EtOAc (9:1 v/v). On completion of the reaction, the solvent was removed under vacuum. The residue was diluted with water and extracted with ethyl acetate. The organic layer was washed with brine solution and water, dried over anhydrous Na₂SO₄, filtered, concentrated, and subjected to column chromatography over silica gel, using graded solvent system of CH₂Cl₂-EtOAc (9:1, 7:3, 1:1 v/v). The compounds **3a–3k** were obtained with CH₂Cl₂-EtOAc (1:1 v/v). The compounds were further purified by crystallization from hot methanol.

5-(3-Carboxyphenyl)-2-phenyl-2H-pyrano[2,3-b]quinolin-4(3H)-one, (3a). IR: ν_{max} cm⁻¹ 3125, 1710, 1685, 1597, 1460, 1440, 1410, 1360, 1282, 1262, 1210, 1158, 1040, 930. ¹H NMR: δ 2.83 (1H, dd, *J* = 16.8, 2.7 Hz), 3.06 (1H, dd, *J* = 16.8, 13.4 Hz), 5.27 (1H, dd, *J* = 13.4, 2.7 Hz), 7.28–7.30 (5H, m), 7.33 (1H, dd, *J* = 8.2, 2.0 Hz), 7.38 (1H, d, *J* = 7.8 Hz), 7.52 (1H, d, *J* = 8.1 Hz), 7.66 (1H, dd, *J* = 7.8, 2.1 Hz), 7.80 (1H, dd, *J* = 8.1, 2.0 Hz), 8.01 (1H, dd, *J* = 8.1, 2.1 Hz), 8.23 (1H, dd, *J* = 7.8, 2.1 Hz), 8.28 (1H, d, *J* = 2.1 Hz), 11.23 (1H, s br, CO₂H). ¹³C NMR (CDCl₃): δ_C 44.5, 79.2,

119.5, 123.4, 124.8, 126.0 (2C), 127.9, 128.0, 128.2, 128.5, 128.9, 129.0 (2C), 129.5, 131.5, 132.2, 132.5, 138.3, 140.1, 148.2, 151.5, 168.6, 179.9, 194.6. HRMS: *m/z* (rel.int.) 395.1166 (M⁺) (48) (Calc. for C₂₅H₁₇NO₄, 395.1158), 394 (62), 351 (100), 350 (78), 248 (62), 220 (48), 154 (43), 116 (65), 91 (66), 77 (80). Anal.: CHN (%): Found; C, 75.90; H, 4.38; N, 3.59; Calc.; C, 75.94; H, 4.33; N, 3.54. HPLC: solvent, *n*-hexane-isoPrOH (8:2 v/v); *t*_r (minor), 8.58 min; *t*_r (major), 10.65 min.

5-(3-Carboxyphenyl)-2-(4-methoxyphenyl)-2H-pyrano[2,3-b]quinolin-4(3H)-one, (3b). IR: ν_{max} cm⁻¹ 3150, 1713, 1685, 1595, 1460, 1440, 1410, 1360, 1280, 1255, 1215, 976, 930. ¹H NMR(CDCl₃): δ 2.81 (1H, dd, *J* = 16.8, 2.7 Hz), 3.04 (1H, dd, *J* = 16.7, 13.3 Hz), 3.73 (3H, s), 5.20 (1H, dd, *J* = 13.3, 2.7 Hz), 6.88 (2H, d, *J* = 8.8 Hz), 7.16 (2H, d, *J* = 8.8 Hz), 7.28 (1H, m), 7.32 (1H, dd, *J* = 8.2, 2.6 Hz), 7.38 (1H, d, *J* = 7.8 Hz), 7.52 (1H, d, *J* = 8.1 Hz), 7.66 (1H, dd, *J* = 7.8, 2.1 Hz), 8.02 (1H, dd, *J* = 8.1, 2.1 Hz), 8.20 (1H, dd, *J* = 7.8, 2.1 Hz), 8.36 (1H, d, *J* = 2.1 Hz), 11.23 (1H, s br exch. D₂O). ¹³C NMR (CDCl₃): δ_C 44.8, 56.1, 78.9, 107.5, 113.8 (2C), 123.7, 126.4, 126.6, 126.7, 127.6 (2C), 127.7, 128.4, 128.5, 129.6, 130.5, 132.5, 135.3, 136.7, 146.3, 148.5, 158.5, 168.1, 178.4, 194.7. HRMS: *m/z* at (rel.int.) 425.1272 (M⁺) (45), (Calc. for C₂₆H₁₉NO₅, 425.1263), 424 (60), 381 (83), 380 (100), 248 (71), 220 (53), 154 (36), 132 (76), 118 (53), 107 (61), 93 (88). Anal.: CHN (%): Found; C, 73.46; H, 4.58; N, 3.22; Calc.; C, 73.40; H, 4.50; N, 3.29. HPLC: solvent, *n*-hexane-isoPrOH (8:2 v/v); *t*_r (minor), 6.85 min; *t*_r (major), 7.49 min.

5-(3-Carboxyphenyl)-2-(4-chlorophenyl)-2H-pyrano[2,3-b]quinolin-4(3H)-one, (3c). IR: ν_{max} cm⁻¹ 3154, 1716, 1686, 1595, 1460, 1440, 1410, 1360, 1280, 1255, 1215, 976, 930. ¹H NMR: δ 2.84 (1H, dd, *J* = 16.8, 2.6 Hz), 3.06 (1H, dd, *J* = 16.8, 13.4 Hz), 5.18 (1H, dd, *J* = 13.4, 2.6 Hz), 7.23 (2H, d, *J* = 8.5 Hz), 7.28 (1H, d, *J* = 7.6 Hz), 7.33 (1H, dd, *J* = 8.2, 2.0 Hz), 7.38 (2H, d, *J* = 8.5 Hz), 7.52 (1H, dd, *J* = 8.1, 2.0 Hz), 7.65 (1H, dd, *J* = 7.6, 2.1 Hz), 7.80 (1H, m), 8.01 (1H, dd, *J* = 8.1, 2.1 Hz), 8.20 (1H, dd, *J* = 7.8, 2.1 Hz), 8.34 (1H, d, *J* = 2.1 Hz), 11.23 (1H, s br exch. D₂O, CO₂H). ¹³C NMR (CDCl₃): δ_C 44.7, 78.6, 107.4, 123.7, 126.4, 126.7, 127.7 (2C), 128.1, 128.3, 128.5, 128.7, 129.1 (2C), 129.5, 130.5, 132.7, 133.1, 135.1, 139.1, 147.9, 148.8, 167.9, 178.5, 194.5. HRMS: *m/z* at 431.0776, 429.0775 (Calc. for C₂₅H₁₆ClNO₄, 429.0768, 431.0768) (M⁺) (35), 387 (48), 385 (52), 384 (86), 384 (100), 248 (62), 220 (49), 154 (62), 136 (49), 113 (64), 111 (61), 107 (64). Anal.: CHN (%): Found; C, 69.89; H, 3.78; N, 3.21; Calc.; C, 69.85; H, 3.75; N, 3.26. HPLC: solvent, *n*-hexane-isoPrOH (7.5:2.5 v/v); *t*_r (minor), 8.45 min; *t*_r (major), 9.69 min.

5-(3-Carboxyphenyl)-2-(4-fluorophenyl)-2H-pyrano[2,3-b]quinolin-4(3H)-one, (3d). IR: ν_{max} cm⁻¹ 3150, 1710, 1680, 1599, 1460, 1440, 1410, 1360, 1282, 1262, 1206, 936. ¹H NMR: δ 2.84 (1H, dd, *J* = 16.8, 2.8 Hz), 3.10 (1H, dd, *J* = 16.8, 13.4 Hz), 5.20 (1H, dd, *J* = 13.4, 2.8 Hz), 6.80 (2H, d, *J* = 7.5 Hz), 7.18 (2H, d, *J* = 7.5 Hz), 7.33 (1H, dd, *J* = 8.1, 2.3 Hz), 7.36 (1H, d, *J* = 7.8 Hz), 7.53 (2H, d, *J* = 8.1 Hz), 7.63 (1H, dd, *J* = 7.8, 1.9 Hz), 8.01 (1H, dd, *J* = 8.1, 2.3 Hz), 8.22 (1H, dd, *J* = 7.8, 2.1 Hz), 8.3 (1H, d, *J* = 2.1 Hz), 11.18 (1H, s br, CO₂H). ¹³C NMR (CDCl₃): δ_C 48.8, 72.9, 115.2 (2C), 119.9, 123.4, 124.8, 128.2, 128.3, 128.5, 128.7, 128.9, 130.6 (2C), 131.1, 132.0, 132.5, 136.5, 138.0, 148.2,

151.5, 162.9, 172.0, 179.9, 197.6. HRMS: m/z (rel. int.) at 413.1072, (M^+) (46) (Calc. for $C_{25}H_{16}FNO_4$, 413.1063), 412 (59), 369 (100) ($M^+ - CO_2$), 248 (65), 220 (54), 154 (48), 120 (35), 105 (59), 93 (72). Anal.: CHN (%): Found; C, 72.65; H, 3.85; N, 3.36; Calc.; C, 72.63; H, 3.90; N, 3.39. HPLC solvent, *n*-hexane-isoPrOH (8:2 v/v); t_r (minor), 9.48 min; t_r (major), 11.46 min.

5-(3-Carboxyphenyl)-2-(4-bromophenyl)-2H-pyrano[2,3-b]quinolin-4(3H)-one, (3e). IR: ν_{max} cm^{-1} 3158, 1713, 1680, 1595, 1460, 1442, 1412, 1360, 1280, 1242, 1210, 1050, 980. 1H NMR: δ 2.79 (1H, dd, $J = 16.8, 2.6$ Hz), 3.00 (1H, dd, $J = 16.8, 13.4$ Hz), 5.30 (1H, dd, $J = 13.4, 2.6$ Hz), 7.18 (2H, d, $J = 8.5$ Hz), 7.26 (2H, d, $J = 8.5$ Hz), 7.28 (1H, m), 7.33 (1H, dd, $J = 8.1, 2.3$ Hz), 7.36 (1H, d, $J = 7.8$ Hz), 7.53 (1H, d, $J = 8.1$ Hz), 7.63 (1H, dd, $J = 7.8, 1.9$ Hz), 8.01 (1H, dd, $J = 8.1, 2.3$ Hz), 8.22 (1H, dd, $J = 7.8, 2.1$ Hz), 8.3 (1H, d, $J = 2.1$ Hz), 11.18 (1H, s br, CO_2H). ^{13}C NMR ($CDCl_3$): δ_C 44.9, 78.9, 107.3, 123.5, 126.5, 126.7, 127.6, 128.2 (2C), 128.5, 128.7, 128.9 (2C), 129.5, 129.8 (2C), 130.5, 132.5, 135.5, 136.9, 146.7, 148.7, 167.8, 177.9, 194.6. HRMS: m/z at 475.0270, (44), 473.0270 (M^+) (46) (Calc. for $C_{25}H_{16}BrNO_4$, 473.0263, 475.0263), 431 (55), 429 (52), 428 (61), 248 (68), 220 (50), 180 (54), 155 (66), 154 (63), 74 (62). Anal.: CHN (%): Found; C, 63.39; H, 3.44; N, 2.98; Calc.; C, 63.31; H, 3.40; N, 2.95. HPLC: solvent, *n*-hexane-isoPrOH (7.5:2.5 v/v); t_r (minor), 9.29 min; t_r (major), 12.06 min.

5-(3-Carboxyphenyl)-2-(2,4-dichlorophenyl)-2H-pyrano[2,3-b]quinolin-4(3H)-one, (3f). IR: ν_{max} cm^{-1} 3155, 1715, 1685, 1595, 1460, 1440, 1420, 1410, 1370, 1360, 1280, 1265, 1255, 1215, 976. 1H NMR: δ 2.80 (1H, dd, $J = 16.8, 2.7$ Hz), 3.06 (1H, dd, $J = 16.8, 13.4$ Hz), 5.54 (1H, dd, $J = 13.4, 2.7$ Hz), 7.27 (1H, d, $J = 8.2$ Hz), 7.33 (1H, dd, $J = 8.2, 2.0$ Hz), 7.37 (1H, d, $J = 7.6$ Hz), 7.40 (1H, dd, $J = 8.4, 1.6$ Hz), 7.53 (1H, d, $J = 8.2$ Hz), 7.56 (1H, d, $J = 1.6$ Hz), 7.66 (1H, dd, $J = 7.6, 2.1$ Hz), 7.80 (1H, m), 8.10 (1H, d, $J = 8.1$ Hz), 8.22 (1H, dd, $J = 7.5, 2.1$ Hz), 8.36 (1H, s), 11.23 (1H, s br, exch. D_2O). ^{13}C NMR ($CDCl_3$): δ_C 46.3, 68.8, 119.9, 124.0, 126.6, 127.8, 128.1, 128.3 (2C), 128.5, 129.4, 129.6, 130.4, 130.7, 131.8, 132.6, 134.1, 134.3, 135.3, 139.4, 146.2, 151.2, 168.4, 180.1, 197.6. HRMS: m/z at 467.0378, (34), 463.0376 (33) (M^+) (Calc. for $C_{25}H_{15}Cl_2NO_4$, 463.0378, 467.0378), 466 (20), 462 (23), 422 (90), 418 (100), 248 (66), 220 (48), 174 (60), 170 (68), 145 (33), 154 (38), 91 (42). Anal.: CHN (%): Found; C, 64.63; H, 3.21; N, 3.11; Calc.; C, 64.67; H, 3.26; N, 3.16. HPLC: solvent, *n*-hexane-isoPrOH (8:2 v/v); t_r (minor), 10.25 min; t_r (major), 13.20 min.

5-(3-Carboxyphenyl)-2-(benzo[d][1,3]dioxol-6-yl)-2H-pyrano[2,3-b]quinolin-4(3H)-one, (3g). IR: ν_{max} cm^{-1} 3165, 1710, 1680, 1590, 1460, 1450, 1440, 1355, 1270, 1240, 1210, 1205, 1040, 980, 785. 1H NMR: δ 2.81 (1H, dd, $J = 16.7, 2.7$ Hz), 3.04 (1H, dd, $J = 16.7, 13.4$ Hz), 5.10 (1H, dd, $J = 13.4, 2.7$ Hz), 6.01 (2H, s), 6.79 (2H, s), 6.94 (1H, d, $J = 2.1$ Hz), 7.26 (1H, m), 7.32 (1H, dd, $J = 8.2, 2.6$ Hz), 7.36 (1H, dd, $J = 7.6, 2.1$ Hz), 7.54 (1H, d, $J = 8.2$ Hz), 7.66 (1H, dd, $J = 7.6, 2.1$ Hz), 8.08 (1H, dd, $J = 8.1, 2.2$ Hz), 8.22 (1H, dd, $J = 7.6, 2.1$ Hz), 8.32 (1H, d, $J = 2.1$ Hz), 11.23 (1H, s br, exch. D_2O). ^{13}C NMR ($CDCl_3$): δ_C 44.9, 76.8, 100.7, 107.6, 115.3, 123.6, 123.9, 126.5 (2C), 126.9, 127.4, 127.6, 128.3, 128.5, 129.6, 130.5, 132.4, 134.2, 136.7, 146.2, 148.3, 149.5, 149.8, 176.8, 167.6, 194.6. HRMS: m/z at 439.1064, (100), (M^+) (Calc. for $C_{26}H_{17}NO_6$, 439.1056), 438 (54), 409 (45), 381 (32), 337 (38), 317 (54), 273 (65), 245 (23), 243 (62), 215

(41), 179 (48), 102 (53). Anal.: CHN (%): Found; C, 71.01; H, 3.12; N, 3.27; Calc.; C, 71.07; H, 3.90; N, 3.19. HPLC: solvent, *n*-hexane-isoPrOH (7.5:2.5 v/v); t_r (minor), 9.25 min; t_r (major), 11.35 min.

5-(3-Carboxyphenyl)-2-(3,4-dimethoxyphenyl)-2H-pyrano[2,3-b]quinolin-4(3H)-one, (3h). IR: ν_{max} cm^{-1} 3155, 1715, 1685, 1597, 1460, 1440, 1360, 1282, 1260, 1240, 1210, 930. 1H NMR: δ 2.81 (1H, dd, $J = 16.7, 2.7$ Hz), 3.08 (1H, dd, $J = 16.7, 13.4$ Hz), 3.75 (3H, s), 3.77 (3H, s), 5.19 (1H, dd, $J = 13.4, 2.7$ Hz), 6.38 (1H, d, $J = 2.0$ Hz), 6.59 (1H, d, $J = 8.1$ Hz), 6.64 (1H, dd, $J = 8.1, 2.0$ Hz), 7.32 (1H, dd, $J = 8.2, 2.1$ Hz), 7.38 (1H, d, $J = 7.8$ Hz), 7.52 (1H, d, $J = 8.1$ Hz), 7.66 (1H, dd, $J = 7.6, 2.1$ Hz), 7.78 (1H, m), 8.12 (1H, dd, $J = 8.1, 2.1$ Hz), 8.20 (1H, dd, $J = 7.8, 2.1$ Hz), 8.36 (1H, s), 11.30 (1H, s br). ^{13}C NMR ($CDCl_3$): δ_C 46.8, 55.7, 55.9, 73.5, 107.5, 115.3, 115.5, 123.7, 126.4, 126.6, 126.8, 127.3, 127.6, 128.3, 128.5, 129.6, 130.5, 132.3, 134.2, 136.7, 146.2, 148.3, 158.2, 158.5, 168.0, 177.9, 194.6. HRMS: m/z at 455.1362 (M^+) (36) (Calc. for $C_{27}H_{21}NO_6$, 455.1369), 454 (32), 410 (100), 248 (69), 220 (58), 162 (48), 148 (68), 134 (36), 123 (58), 77 (71). Anal.: CHN (%): Found; C, 71.29; H, 4.61; N, 3.03; Calc.; C, 71.20; H, 4.65; N, 3.08. HPLC: solvent, *n*-hexane-isoPrOH (8:2 v/v); t_r (minor), 7.56 min; t_r (major), 10.53 min.

5-(3-Carboxyphenyl)-2-(4-methylphenyl)-2H-pyrano[2,3-b]quinolin-4(3H)-one, (3i). IR: ν_{max} cm^{-1} 3155, 1710, 1683, 1597, 1460, 1440, 1410, 1360, 1280, 1250, 1210, 970, 930. 1H NMR: δ 2.35 (3H, s), 2.80 (1H, dd, $J = 16.8, 2.7$ Hz), 3.11 (1H, dd, $J = 16.8, 13.4$ Hz), 5.20 (1H, dd, $J = 13.4, 2.7$ Hz), 6.99 (2H, d, $J = 8.5$ Hz), 7.17 (2H, d, $J = 8.5$ Hz), 7.33 (1H, dd, $J = 8.5, 2.1$ Hz), 7.38 (1H, d, $J = 7.8$ Hz), 7.52 (1H, d, $J = 8.5$ Hz), 7.66 (1H, dd, $J = 7.6, 2.1$ Hz), 7.80 (1H, dd, $J = 8.5, 2.0$ Hz), 8.10 (1H, dd, $J = 8.1, 2.1$ Hz), 8.23 (1H, dd, $J = 7.8, 2.1$ Hz), 8.36 (1H, d, $J = 2.1$ Hz), 11.22 (1H, s br, exch. D_2O). ^{13}C NMR ($CDCl_3$): δ_C 20.9, 44.6, 78.3, 107.5, 123.9, 126.4, 126.5, 126.6, 127.2 (2C), 127.8, 128.1, 128.5, 129.4 (2C), 129.7, 130.4, 132.5, 135.2, 136.6, 137.9, 146.2, 148.7, 168.5, 178.3, 195.0. HRMS: m/z at 409.1322, (100), (Calc. for $C_{26}H_{19}NO_4$, 409.1314), (56), 408 (M^+) (67), 365 (100), 364 (82), 248 (66), 220 (53), 154 (45), 116 (76), 91 (63), 77 (88). Anal.: CHN (%): Found; C, 76.22; H, 4.65; N, 3.48; Calc.; C, 76.27; H, 4.68; N, 3.42. HPLC: solvent, *n*-hexane-isoPrOH (8:2 v/v); t_r (minor), 6.55 min; t_r (major), 9.46 min.

5-(3-Carboxyphenyl)-2-(4-nitrophenyl)-2H-pyrano[2,3-b]quinolin-4(3H)-one, (3j). IR: ν_{max} cm^{-1} 3158, 1712, 1687, 1598, 1465, 1440, 1365, 1286, 1262, 1210, 1205, 930. 1H NMR: δ 2.83 (1H, dd, $J = 16.7, 2.8$ Hz), 3.10 (1H, dd, $J = 16.7, 13.2$ Hz), 5.48 (1H, dd, $J = 13.2, 2.8$ Hz), 7.32 (1H, dd, $J = 8.1, 2.7$ Hz), 7.36 (1H, d, $J = 7.8$ Hz), 7.52 (1H, d, $J = 8.1$ Hz), 7.60 (2H, d, $J = 8.2$ Hz), 7.62 (1H, dd, $J = 7.6, 2.1$ Hz), 7.78 (1H, m), 8.0 (1H, dd, $J = 8.1, 2.0$ Hz), 8.18 (2H, d, $J = 8.2$ Hz), 8.24 (1H, dd, $J = 7.8, 2.1$ Hz), 8.32 (1H, d, $J = 2.1$ Hz), 11.20 (1H, s br, exch. D_2O). ^{13}C NMR ($CDCl_3$): δ_C 48.8, 71.9, 108.0, 122.4, 122.8, 123.6 (2C), 126.1, 126.5, 127.8, 128.3 (2C), 128.7, 129.4, 130.6, 132.4, 133.8 (2C), 136.9, 141.3, 146.3, 148.4, 167.8, 178.6, 195.3. HRMS: m/z (rel. int.) at 440.4053, (M^+) (36) (Calc. for $C_{25}H_{16}N_2O_6$, 440.1008), 439 (42), 396 (55), 395 (48), 273 (49), 272 (58), 247 (62), 245 (33), 219 (38), 191 (62), 77 (67). Anal.: CHN (%): Found; C, 68.11; H, 3.63; N, 6.39; Calc.; C, 68.18; H, 3.66; N, 6.36. HPLC: solvent, *n*-hexane-isoPrOH (6:4 v/v); t_r (minor), 14.45 min; t_r (major), 15.46 min.

5-(3-Carboxyphenyl)-2-(2-bromophenyl)-2H-pyrano[2,3-b]quinolin-4(3H)-one, (3k). IR: ν_{\max} cm^{-1} 3158, 1715, 1680, 1595, 1460, 1440, 1410, 1360, 1280, 1240, 1210, 1050, 980. ^1H NMR: δ 2.80 (1H, dd, $J = 16.7, 2.6$ Hz), 3.11 (1H, dd, $J = 16.8, 13.4$ Hz), 5.30 (1H, dd, $J = 13.4, 2.6$ Hz), 7.18 (2H, dd, $J = 8.5, 1.8$ Hz), 7.32 (1H, d, $J = 8.5$ Hz), 7.33 (1H, dd, $J = 8.2, 2.0$ Hz), 7.38 (2H, ddd, $J = 7.8, 8.5, 1.8$ Hz), 7.50 (1H, d, $J = 8.1$ Hz), 7.66 (1H, d, $J = 7.6, 2.1$ Hz), 7.80 (1H, m), 8.11 (1H, dd, $J = 8.1, 2.1$ Hz), 8.22 (1H, dd, $J = 7.6, 2.1$ Hz), 8.35 (1H, s), 11.23 (1H, s br, exch D_2O). ^{13}C NMR (CDCl_3): δ_{C} 46.3, 70.2, 119.9, 122.3, 126.4, 126.8, 127.6, 128.0, 128.2, 128.4, 128.5, 128.7 (2C), 128.9, 129.4, 129.7, 130.1, 132.1, 132.6, 135.0, 146.7, 148.6, 167.9, 178.1, 195.6. HRMS: m/z at 475.0268, (42), 473.0669 (45) (M^+) (Calc. for $\text{C}_{25}\text{H}_{16}\text{BrNO}_4$, 473.0263, 475.0263), 431 (59), 429 (60), 428 (65), 248 (66), 220 (50), 180 (59), 155 (63), 154 (60), 74 (68). Anal.: CHN (%): Found; C, 68.38; H, 3.46; N, 2.91; Calc.; C, 68.31; H, 3.40; N, 2.95. HPLC: solvent, *n*-hexane-isoPrOH (8:2 v/v); t_{r} (minor), 9.29 min; t_{r} (major), 12.46 min.

Acknowledgments. The authors are thankful to T.S. Banipal (G.N.D. University, Amritsar, India) NCL, Pune for HPLC.

REFERENCES AND NOTES

- [1] (a) Seigler, D. S. *Plant Secondary Metabolites*; Springer: New York, 1998; p 570; (b) Wabo, -H. -K; Tane, -P; Connoly, J. D.; Okunji, C. C.; Schuster, B. M.; Iwu, M. M. *Nat Prod Res* 2005, 19, 591; (c) Kokwaro, J. O. *Medicinal Plants of East Africa*; East African Literature Bureau: Nairobi, 1976; p 196.
- [2] (a) Akmedzhanova, V. I.; Bessonova, I. A.; Yunusov, S. Y. *Chem Nat Prod* 1974, 10, 280; (b) Auzi, A. A.; Hartley, T. G.; Waterman, P. G. *Biochem Syst Ecol* 1997, 25, 611; (c) Clarke, E. A.; Grondon, M. F. *J Chem Soc* 1964, 4196; (d) Grondon, M. F. *Nat Prod Rep* 1987, 4, 225; (e) Chen, I. S.; Tsai, I. W.; Teng, C. M.; Chen, J. J.; Chang, Y. L.; Ko, F. N.; Lu, M. C.; Pezzuto, J. M. *Phytochemistry* 1997, 46, 525.
- [3] (a) Kouznetsov, V. V.; Mendez, L. Y. V.; Gomez, C. M. *M. Curr Org Chem* 2005, 9, 141; (b) Bowman, R. M.; Grondon, M. F.; James, K. J. *J Chem Soc Perkin Trans 1*, 1973, 1055; (c) Marco-Contelles, J.; Leon, R.; Lopez, M. G.; Garcia, A. G.; Villarroya, M. *Eur J Med Chem* 2006, 41, 1464; (d) Hua, D. H.; Chen, Y.; Sin, H. -S.; Robinson, P. D.; Meyers, C. Y.; Perchellet, E. M.; Perchellet, J. -P.; Chiang, P. K.; Biellmann, J. F. *Acta crystallogr Sect C* 1999, 55, 1698; (e) Wang, X. -S.; Zhang, M. -M.; Li, Q.; Yao, C. -S.; Tu, S. -J. *Synlett* 2007, 3141; (f) Mulwad, V. V.; Dalvi, M. B. *Ind J Chem Sec B* 2003, 42, 358; (g) Wang, Y. -G.; Lin, X. -F.; Cui, S. -L. *Synlett* 2004, 1175.
- [4] Ghorab, M. M.; Abdel-Hamide, S. G.; Farrag, H. A. *Acta Pol Pharma* 2001, 58, 175.
- [5] (a) Holgate, S. T.; Edwards, A. M. In *Middleton's Allergy: Principles and Practice*, 6th Ed.; Adikson, N. F.; Yunginger, J. W.; Bussy, M., Eds.; St. Louis, New York, 2003; p 915; (b) Konig, P. *Allergy Asthma Proc.* 1995, 16, 73; (c) Marin, J. M.; Carrizo, S. J.; Garcia, R.; Ejea, M. V. *J Allergy Clin Immunol* 1996, 97, 602; (d) Holgate, S. T. *Respir Med* 1996, 90, 391.
- [6] Faber, K.; Stueckler, I.; Kappe, T. *J Heterocycl Chem* 1984, 21, 1177.
- [7] Hatzenbuehler, N. T.; Zhou, D.; Stack, G. P.; Gross, J. L. *Can Pat.* CA2523238; Canadian Intellectual Property; Hatzenbuehler, N. T.; Zhou, D.; Stack, G. P.; Gross, J. L. *World Patent No.* WO2004/099214 A1 (2004).
- [8] Deshmukh-Phadke, K.; Lawrence, M.; Nanda, S. *Biochem Biophys Res Commun* 1978, 85, 490.
- [9] Moraes, V. R. S.; Tomazela, D. M.; Ferracin, R. J.; Garcia, C. F.; Sannomiya, M.; Soriano, M. P. C.; da Silva, M. F. G. F.; Vieira, P. C.; Fernandes, J. B.; Rodrigues Filho, E.; Magalhaes, E. G.; Magalhaes, A. F.; Pimenta, E. F.; Souza, D. H. F.; Oliva, G. *J Braz Chem Soc* 2003, 14, 380.
- [10] Jansen, O.; Akhmedjanova, V.; Angenot, L.; Balansard, G.; Chariot, A.; Ollivier, E.; Tits, M.; Frederich, M. *J Ethnopharm* 2006, 105, 241.
- [11] Adams, C. D.; Taylor, D. R.; Warner, J. M. *Phytochemistry* 1973, 12, 1359.
- [12] (a) Yang, Z. Y.; Xea, Y.; Xia, P.; Tachibana, Y.; Bastov, K. F.; Lee, K. H. *Bioorg Med Chem Lett* 1999, 97, 713; (b) Niculescu-Duvaz, I.; Craescu, T.; Tugulea, M.; Croisy, A.; Jacquignon, P. C. *Carcinogenesis* 1981, 2, 269.
- [13] Grover, G. J.; Sleph, P. G.; Dzwonczyk, S.; McCulloch, J. R. *J Pharm Exp Ther* 1993, 267, 102.
- [14] Pozzo, J. L.; Samat, A.; Guglielmeth, R.; Dubest, R.; Aubard, J. *Helv Chim Acta* 2004, 80, 725.
- [15] (a) Das, B.; Reddy, M. R.; Reddy, V. S.; Ramu, R. *Chem Lett* 2004, 33, 1526; (b) More, S. V.; Sastry, M. N. V.; Yao, C.-F. *Synlett* 2006, 1399; (c) Razzaq, T.; Kappe, C. O. *Tetrahedron Lett* 2007, 48, 2513; (d) Ravindernath, N.; Ramesh, C.; Reddy, M. R.; Das, B. *Chem Lett* 2003, 32, 222; (e) Anniyapan, M.; Nagarajan, R.; Perumal, P. T. *Synth Commun* 2002, 32, 99; (f) Ravi Kumar, K.; Sridhar, B.; Mahesh, M.; Reddy, V. V. N. *Acta Crystallogr Sect C* 2006, 62, 574; (g) Wei, Z.; Yanping, G.; Li, Y.; Zhong-Li, L. *J Chem Res* 2004, 6, 418; (h) Srinivasa, A.; Mahadevan, K. M.; Hosamani, K. M.; Hulikal, V. *Monatshefte fur Chemie* 2008, 139, 141; (i) Preumal, P. T.; Mukesh, S. V.; Magesh, C. J. *Bioorg Med Chem Lett* 2004, 14, 2035; (j) Yadav, J. S.; Reddy, B. V. S.; Rao, R. S.; Kumar, S. K.; Kunwar, A. C. *Tetrahedron* 2002, 58, 7891; (k) Mahesh, M.; Reddy, Ch. V.; Reddy, K. S.; Raju, P. V. K.; Reddy, V. V. N. *Synth Commun* 2004, 34, 4089.
- [16] Kalita, P. K.; Baruah, B.; Bhuyan, P. J. *Tetrahedron Lett* 2006, 47, 7779.
- [17] Singh, B.; Chandra, A.; Upadhyay, S.; Singh, R. M.; Puerta, M. C.; Valerga, P. *Tetrahedron Lett* 2008, 49, 6423 and references therein.
- [18] Kamal, A.; Prasad, B. R.; Ramana, A. V.; Babu, A. H.; Reddy, K. S. *Tetrahedron Lett* 2004, 45, 3507.
- [19] Narasimhan, N. S.; Bhagwat, S. P. *Synthesis* 1979, 903.
- [20] Rajendra, P.; Sekar, M. *J Nat Prod* 1998, 61, 294.
- [21] Zhang, Q.; Zhang, Z.; Yan, Z.; Liu, Q.; Wang, T. *Org Lett* 2007, 9, 3651.
- [22] Marais, J. P. J.; Deavours, B.; Dixon, R. A.; Ferreira, D. In *The Science of Flavonoids*; Grotewold, E., Ed.; Springer: Birkhauser, NY, 2006.
- [23] Mihovilovic, M. D.; Spreitzer, H. *Monatshefte fur Chemie* 2005, 136, 1197.
- [24] (a) Kametani, T.; Tsubuki, M.; Tatsuzaki, Y.; Honda, T. *J Chem Soc* 1990, 639; (b) De Fina, G. M.; Varela, O.; De Lederkermer, R. M. *Synthesis* 1988, 891 and references therein.
- [25] Stanovnik, B.; Svete, J. *Synlett* 2000, 1077.
- [26] (a) Ishikawa, T.; Oku, Y.; Tanaka, T.; Kumamoto, T. *Tetrahedron Lett* 1999, 40, 3777; (b) Merschaert, A.; Delbeke, P.; Daloze, D.; Dive, G. *Tetrahedron Lett* 2004, 45, 4697; (c) Biddle, M. M.; Lin, M.; Scheidt, K. A. *Eur J Org Chem* 2007, 2007, 5886; (d) Saito, N.; Ryoda, A.; Nakanishi, W.; Kumamoto, T.; Ishikawa, T. *Eur J Org Chem* 2008, 2008, 2759; (e) Sekino, E.; Kumamoto, T.; Tanaka, T.; Ikeda, T.; Ishikawa, T. *J Org Chem* 2004, 69, 2760; (f) Biddle, M. M.; Michael Lin, M.; Scheidt, K. A. *J Am Chem Soc* 2007, 129, 3830.
- [27] House, H. O. In *Modern Synthetic Reactions*, 2nd ed.; Benjamin, W. A., Ed.; W. A. Benjamin, Inc.: Menlo Park, California, 1972; p 63.