

Amino Acid Amide Derivatives of 2-[3-(Aminomethyl)-4*H*-1,2,4-triazol-4-yl]benzophenones, a Novel Class of Annelated Peptidoaminobenzophenones¹

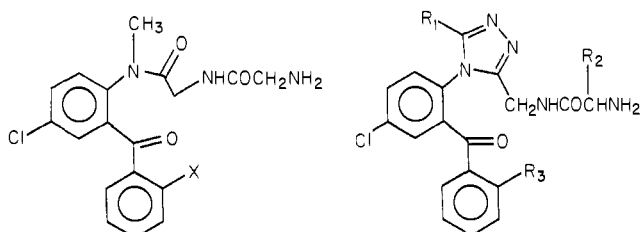
Kentaro Hirai,* Toshio Fujishita, Teruyuki Ishiba, Hirohiko Sugimoto, Shigeru Matsutani, Yūji Tsukinoki, and Katsumi Hirose

Shionogi Research Laboratories, Shionogi & Co., Ltd., Fukushima-ku, Osaka 553, Japan. Received November 24, 1981

A series of the title compounds was prepared via condensation of the 3-(aminomethyl)triazolylbenzophenone (5) with *N*-protected amino acids, followed by deprotection, amination of the 3-[(chloroacetamido)methyl]triazolylbenzophenone (6a,b), or reduction of the relevant azide derivative (6c). Some of the title compounds were also derived directly from the quinazolines 3 or 4 by acid-induced rearrangement, followed by deprotection. These new amino acid amide derivatives of the triazolylbenzophenones (2) were evaluated for central nervous system (CNS) activity. Members of this class of compounds exhibited a high level of CNS activities. For example, 2',5-dichloro-2-[3-[(glycylamino)methyl]-5-methyl-4*H*-1,2,4-triazol-4-yl]benzophenone (2c) was as active as triazolam, with an ED₅₀ of 0.58 mg/kg (mice, po), against antifighting activity in the foot shock-induced fighting test. Other triazolylbenzophenone derivatives (2a-f) showed similar pharmacological activities.

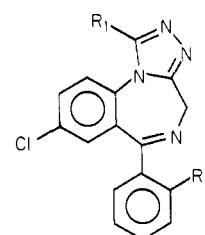
In continuation of our search for better drugs that act on the central nervous system, we reported previously the synthesis of a series of peptidoaminobenzophenones as a novel class of ring-opened analogues of the 1,4-benzodiazepines. We also showed that compounds of this type displaying favorable pharmacological characteristics could serve as interesting prodrugs which might be converted by biotransformation into 1,4-benzodiazepines with concomitant liberation of innocuous amino acids.²⁻⁵ As an extension of this work, we became interested in the synthesis and pharmacological activities of the compounds derived from heterocyclic annelation of peptidoaminobenzophenones, which are formally regarded as ring-opened derivatives of a triazolobenzodiazepine. The fusion of a triazole ring to the amide moiety of a 1,4-benzodiazepine is known to be useful for imparting enhanced potency and novel activity to the parent benzodiazepine.⁶ For example, derivatives of the 6-aryl-4*H*-*s*-triazolo[4,3-*a*][1,4]benzodiazepine, such as estazolam, alprazolam, and triazolam, have potent anxiolytic, hypnotic, and antidepressant activities and have been shown to be clinically useful.⁶⁻¹⁰ This paper deals with the synthesis and pharmacological activities of some amino acid derivatives of 2-[3-(aminomethyl)-4*H*-1,2,4-triazol-4-yl]benzophenone (2a-f)¹¹ as a

novel class of annelated peptidoaminobenzophenones.



1a, X = Cl
b, X = H

2a, R₁ = R₂ = R₃ = H
b, R₁ = CH₃; R₂ = R₃ = H
c, R₁ = CH₃; R₂ = H;
R₃ = Cl
d, R₁ = CH₃; R₂ = H; R₃ = F
e, R₁ = CH₃; R₂ = CH₂C₆H₅;
R₃ = Cl
f, R₁ = *c*-Pr; R₂ = H; R₃ = Cl



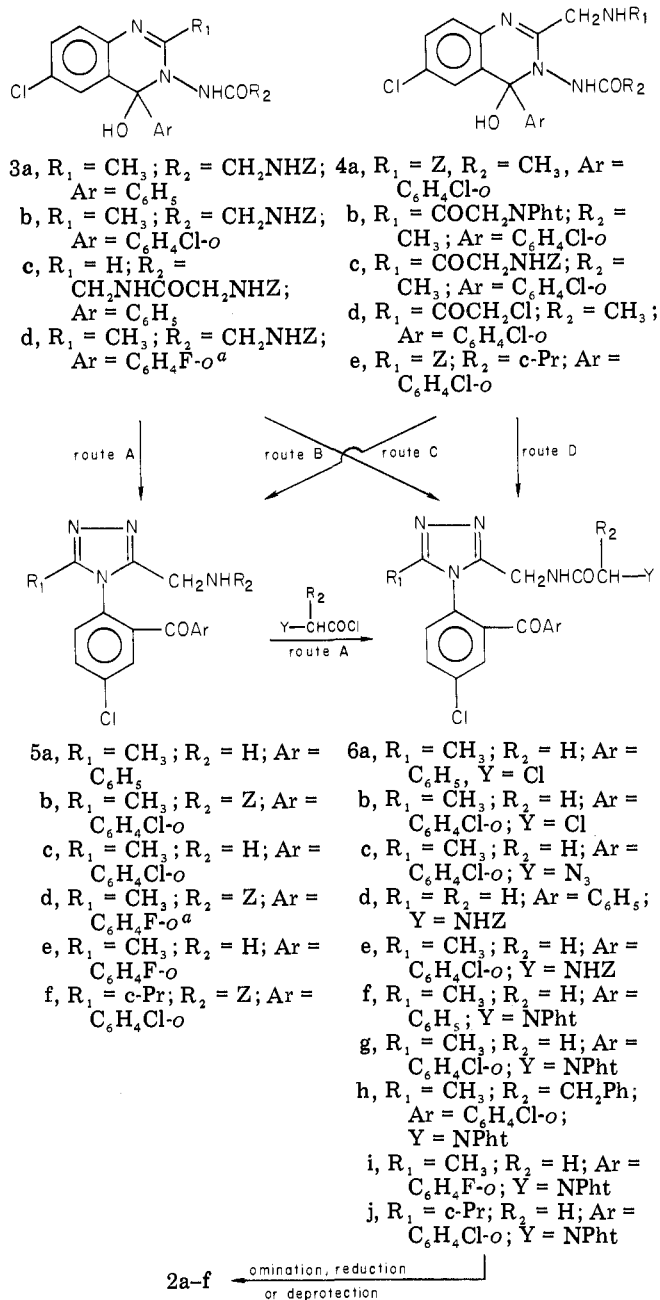
estazolam, R₁ = R₂ = H
alprazolam, R₁ = CH₃, R₂ = H
triazolam, R₁ = CH₃, R₂ = Cl

- (1) This paper is part 6 of a series of "Benzophenone Related Compounds". Part 5: Hirai, K.; Ishiba, T.; Sugimoto, H.; Fujishita, T. *J. Org. Chem.* 1981, 46, 4489.
- (2) Hirai, H.; Ishiba, T.; Sugimoto, H.; Sasakura, K.; Fujishita, T.; Toyoda, T.; Tsukinoki, Y.; Joyama, H.; Hatakeyama, H.; Hirose, K. *J. Med. Chem.* 1980, 23, 764.
- (3) Hirai, K.; Ishiba, T.; Sugimoto, H.; Fujishita, T.; Tsukinoki, Y.; Hirose, K. *J. Med. Chem.* 1981, 24, 20.
- (4) Hirose, K.; Matsushita, A.; Eigyo, M.; Joyama, H.; Fujita, A.; Tsukinoki, Y.; Shlomi, T.; Matsubara, K. *Arzneim.-Forsch.* 1981, 31, 63.
- (5) Fujimoto, M.; Tsukinoki, Y.; Hirose, K.; Hirai, K.; Okabayashi, T. *Chem. Pharm. Bull.* 1980, 28, 1374. Fujimoto, M.; Tsukinoki, Y.; Hirose, K.; Kuruma, K.; Konaka, R.; Okabayashi, T. *Ibid.* 1980, 28, 1378.
- (6) Hester, J. B., Jr.; Rudzik, A. D.; Kambar, B. V. *J. Med. Chem.* 1971, 14, 1078.
- (7) Meguro, K.; Tawada, H.; Miyano, H.; Sato, Y.; Kuwada, Y. *Chem. Pharm. Bull.* 1973, 21, 2383.
- (8) Hester, J. B., Jr.; Rudzik, A. D.; Von Volgtlander, P. F. *J. Med. Chem.* 1980, 23, 42. *Ibid.* 1980, 23, 643.
- (9) Nakajima, R.; Hattori, C.; Nagawa, Y. *Jpn. J. Pharmacol.* 1971, 21, 489.
- (10) Nakajima, R.; Take, Y.; Moriya, R.; Saji, Y.; Yui, T.; Nagawa, Y. *Jpn. J. Pharmacol.* 1971, 21, 497.

Chemistry. A variety of the amino acid amide derivatives of the 3-(aminomethyl)triazolylbenzophenones (2a-f) were prepared via several routes (A-D) as shown in Scheme I. The main features of these routes consisted of conversion of the quinazoline 3 or 4 into 5-chloro(and/or 2',5-dihalogeno)-2-[3-(aminomethyl)-5-substituted-4*H*-1,2,4-triazol-4-yl]benzophenone dihydrobromide (5) and subsequent conversion of 5 with an appropriate two-carbon unit to yield 5-chloro(and/or 2,5-dihalogeno)-2-[3-[(α -aminoacyl)amido]methyl]-5-substituted-4*H*-1,2,4-triazol-4-yl]benzophenone (6), which was finally transformed into

- (11) During the course of our work, a report describing the independent synthesis of some of our target compounds (2a,c,e) appeared in the patent literature; Hassel et al. prepared similar 2-[3-[(α -aminoacyl)amino]methyl]-4*H*-1,2,4-triazol-4-yl]benzophenones by ring cleavage of the diazepine ring, followed by amino acid coupling with the *N*-hydroxysuccinimide esters: Hassel, C. H.; Johnson, W. A. *Ger. Offen.* 2 537 069, 1976; *Chem. Abstr.* 1976, 85, 78365x.

Scheme I



^a Reference 13.

2a-f. Compounds 6 could also be derived directly from quinazolines 3 or 4.

Route A consisted of treating the quinazoline 3a, 3b, or 3d with AcOH, followed by its deprotection, to obtain the 3-(aminomethyl)triazolylbenzophenone 5a, 5b, or 5e, which was then condensed with Pht-Gly-Cl¹² in DMF-benzene. The resultant phthaloyl derivatives 6f,g,i were finally deprotected with hydrazine hydrate to obtain the desired compounds. By this method, 2b-d were prepared from the corresponding quinazoline 3. Alternatively, the key intermediate (5c) was treated with chloroacetyl chloride to afford the 3-[(chloroacetamido)methyl]triazolylbenzophenone (6b), which was then converted into 2c by treatment with NaN₃ in an inert solvent, followed by re-

duction of the resultant azido compound (6c) with SnCl₂·2H₂O in aqueous sodium hydroxide.

Route B, which was used to prepare 2a or the ring-opened derivative of estazolam, consisted of treatment of the quinazoline 3c with AcOH to yield 3-[[[N-(benzyloxycarbonyl)glycyl]amino]methyl]triazol-4-yl-benzophenone (6d), which was subsequently deprotected to obtain 2a. The starting quinazolines 3a-c were prepared from the aminobenzophenone (7) via Scheme II, while 3d was prepared according to the method of Kuwada et al.¹³

The aminobenzophenone 7a was treated with ethyl orthoacetate to obtain the imino ether 9a,¹⁴ which was then condensed with Z-Gly-NHNH₂ in EtOH in the presence of AcOH to afford the desired quinazoline 3a in good yield. However, treatment of the imino ether 9b with Z-Gly-NHNH₂ in the same manner resulted in a poor yield of 3b. A relatively higher yield was obtained when the thioamide 11 was treated with Z-Gly-NHNH₂ to obtain 3b. The intermediate thioamide 11 was prepared from 7b via the amidine derivative 10.¹⁴ Condensation of the quinazoline 8¹⁴ with Z-Gly-Gly-OH in HMPA in SOCl₂ gave the peptidoaminoquinazoline 3c easily.

Route C, which was used to prepare 2c and 2f, consisted of treatment of the quinazoline 4a or 4e with AcOH to obtain the above-mentioned intermediate 5b or 5f and subsequent transformation of 5b into 2c via 6g and of 5f into 2f via 6j, as described for route A.

Route D, which was an alternative route to 2c, consisted of treatment of the quinazolines 4b-d with AcOH to obtain the 3-[[[N^α-protected-glycyl]amino]methyl]triazol-4-yl-benzophenone 6g,e and the 3-[(chloroacetamido)methyl]triazol-4-ylbenzophenone (6b), respectively. The desired compound 2c was obtained by deprotection of 6e and 6g or by treatment of 6b with liquid NH₃. Starting quinazolines of the 4 type were prepared from 2-amino-2',5'-dichloroaminobenzophenone (7b) as shown in Scheme III. Treatment of 7b with N-(benzyloxycarbonyl)glycine orthoester (13a),¹⁵ derived from aminoacetonitrile, gave the imino ether (14a), which was then converted into the quinazoline (4a) upon treatment with CH₃CONHNH₂ in ethanol or stepwise treatment of 14a with NH₂NH₂·H₂O and CH₃COCl via 15. Acylation of 15 with cyclopropanecarboxylic acid with SOCl₂-HMPA as a condensing agent gave 4e in good yield. Use of N-chloroacetyl glycine orthoester 13b instead of 13a gave the imino ether 14b in the same manner, which was then converted into 4d upon treatment with CH₃CONHNH₂. Deprotection of 4a with HBr-AcOH and subsequent condensation of the resultant quinazoline dihydrobromide (16) with N-protected glycyl chloride gave 4b and 4c in good yield. Alternatively, 4c was obtained by treatment of 14c with AcNHNH₂ and 4d by chloroacetylation of the quinazoline 16.

Results and Discussion

The compounds synthesized here were submitted to pharmacological tests in mice by oral administration.

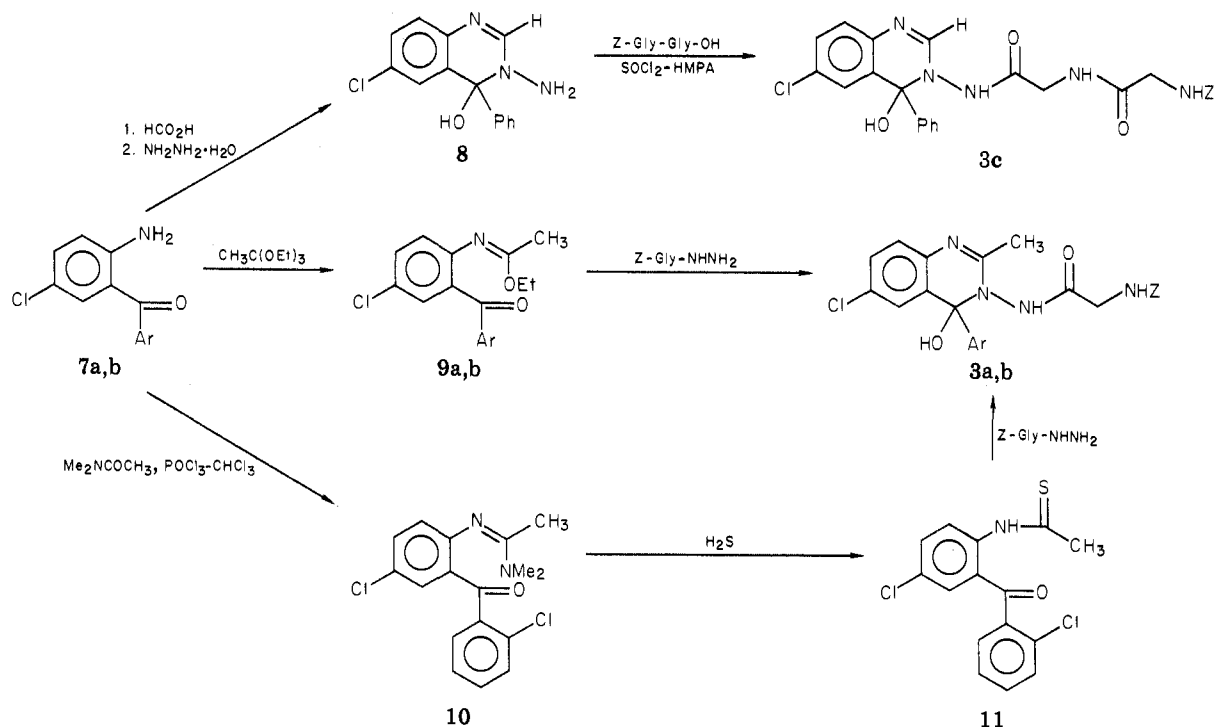
Antianxiety activity was measured by the antagonism of foot shock induced fighting (taming), anticonvulsant activity was measured by the degree of protection against convulsions induced by pentylenetetrazole, muscle relaxation was measured with the rotatory drum (rotorod), and sedative activity was measured by potentiation of the loss

(12) Abbreviations used are those recommended by the IUPAC-IUB commission of Biochemical Nomenclature Symbols for Amino Acid Derivatives and Peptides [*J. Biol. Chem.* 1972, 247, 977]. Additional abbreviations used are: Z, benzyloxycarbonyl; Pht, phthaloyl.

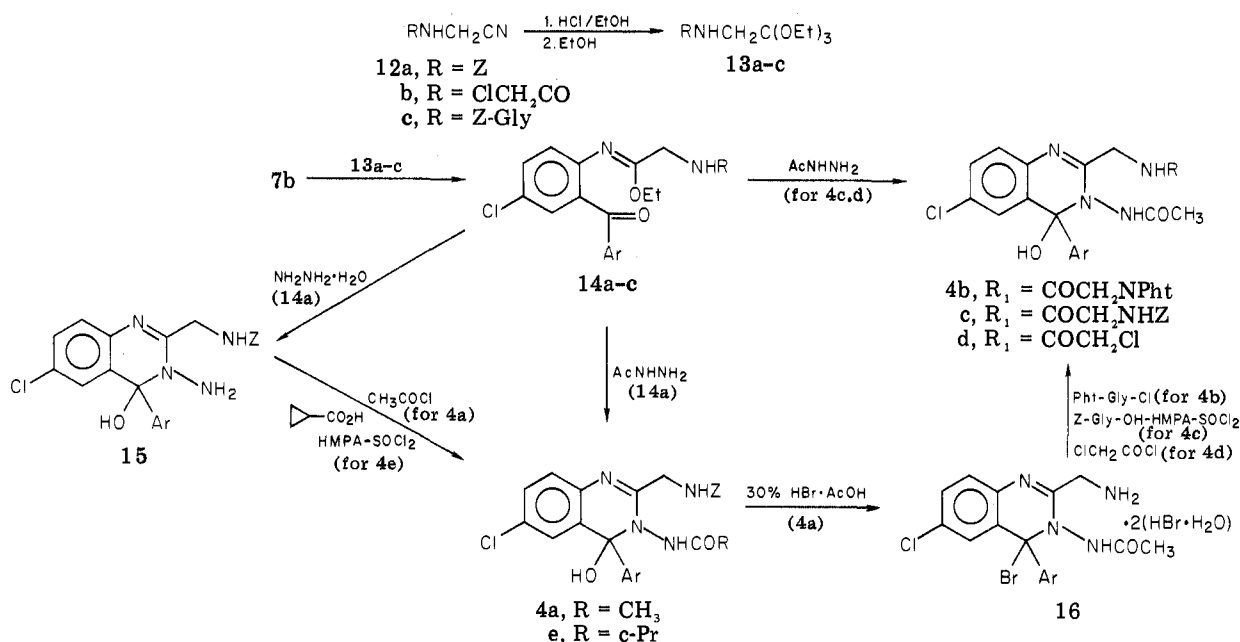
(13) Kuwada, Y.; Meguro, K.; Tawada, H. *Japan Kokai*, 85095, 1974; *Chem. Abstr.* 1974, 82, 31364u.

(14) Meguro, K.; Tawada, H.; Kuwada, Y. *Chem. Pharm. Bull.* 1973, 21, 1619.

(15) Zemlyka, J.; Chlaclek, S. *Collect. Czech. Chem. Commun.* 1966, 31, 3775.

Scheme II^a

^a a, Ar = C₆H₅; b, Ar = C₆H₄Cl-o.

Scheme III^a

^a Ar = C₆H₄Cl-o.

of the righting reflex induced by thiopental sodium and chlorprothixene and inhibition of spontaneous motor activity.²

The results are shown in Table III with data for alprazolam, triazolam, estazolam, and **1a,b** included for comparison. The data showed that this class of compounds had a very high level of CNS activity.

Compound **2c** was highly effective for antagonizing the effects of pentylentetrazole and potentiation of thiopental sodium, being equipotent with alprazolam in this regard and more active in the antifighting (taming) test. Moreover, **2c** was more active than estazolam in the battery of tests. In the taming test, the potency of **2c** approached

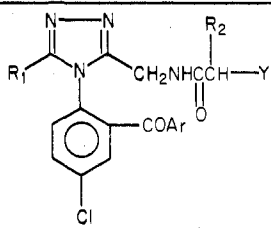
that of triazolam but did not exceed it in most tests.

Compound **2d**, which has a fluorine atom instead of a chlorine at the 2' position of **2c**, showed greater potency than that of **2c** in most tests.

Generally speaking, introduction of a methyl substituent into the triazole ring or a chlorine or fluorine atom at the ortho position in the benzoyl benzene ring gives compounds with enhanced activities as has been seen with the triazolobenzodiazepines.⁶

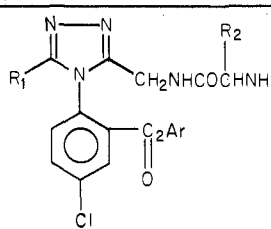
As was the case in the annelated 1,4-benzodiazepine series,⁶ the fusion of a triazole ring to the anilide moiety of peptidoaminobenzophenone **1** resulted in enhancement of activities over those of the parent compounds (compare

Table I. Physical and Analytical Data for 2-[3-[(Substituted-amino)methyl]-5-substituted-4H-1,2,4-triazol-4-yl]benzophenone (6)



no.	R ₁	R ₂	Ar	Y	synth route	mp, °C	formula	anal.
6a	CH ₃	H	C ₆ H ₅	Cl	A	140-142	C ₁₉ H ₁₆ N ₄ O ₂ Cl ₂	C, H, N, Cl
6b	CH ₃	H	C ₆ H ₄ Cl-o	Cl	A	151-153	C ₁₉ H ₁₅ N ₄ O ₂ Cl ₃	C, H, N, Cl
6c	CH ₃	H	C ₆ H ₄ Cl-o	N ₃	A	powder	C ₁₉ H ₁₅ N ₇ O ₂ Cl ₂	
6d	H	H	C ₆ H ₅	NHZ	B	oil	C ₂₆ H ₂₂ N ₅ O ₄ Cl	
6e	CH ₃	H	C ₆ H ₄ Cl-o	NHZ	D	160-162	C ₂₇ H ₂₃ N ₅ O ₄ Cl ₂	C, H, N, Cl
6f	CH ₃	H	C ₆ H ₅	NPh	A	251-253	C ₂₇ H ₂₀ N ₅ O ₄ Cl	C, H, N, Cl
6g	CH ₃	H	C ₆ H ₄ Cl-o	NPh	A, C, D	223-231	C ₂₇ H ₁₉ N ₅ O ₄ Cl ₂	C, H, N, Cl
6h	CH ₃	CH ₂ Ph	C ₆ H ₄ Cl-o	NPh	A	238-240	C ₃₄ H ₂₅ N ₅ O ₄ Cl ₂	C, H, N, Cl
6i	CH ₃	H	C ₆ H ₄ F-o	NPh	A	229-230	C ₂₇ H ₁₉ N ₅ O ₄ ClF	C, H, N, Cl, F
6j	c-Pr	H	C ₆ H ₄ Cl-o	NPh	C	228-230	C ₂₉ H ₂₁ N ₅ O ₄ Cl ₂	C, H, N, Cl

Table II. Physical and Analytical Data for 2-[3-[(α-Aminoacyl)amido]methyl]-4H-1,2,4-triazol-4-yl]benzophenone (2)



no.	R ₁	R ₂	Ar	mp, °C	yield, %	formula	anal. ^b
2a	H	H	C ₆ H ₅	140 (aq CH ₃ CN)	13 ^c	C ₁₈ H ₁₆ N ₅ O ₂ Cl·1.5[(CO ₂ H) ₂ ·H ₂ O]	C, H, N, Cl
2b	CH ₃	H	C ₆ H ₅	110-113 (AcOEt)	38 ^d	C ₁₉ H ₁₈ N ₅ O ₂ Cl·H ₂ O	C, H, N, Cl
2c	CH ₃	H	C ₆ H ₄ Cl-o	112-114 (aq CH ₃ CN)		C ₁₉ H ₁₈ N ₅ O ₂ Cl·(CO ₂ H) ₂ ·2H ₂ O	C, H, N, Cl
				163-165 (CH ₂ Cl ₂ -AcOEt)	86.4 ^e	C ₁₉ H ₁₇ N ₅ O ₂ Cl ₂	C, H, N, Cl
				>167 (95% EtOH)	91 ^f	C ₁₉ H ₁₇ N ₅ O ₂ Cl ₂ ·HCl·H ₂ O	C, H, N, Cl
				178.5-181.5 (EtOH-AcOEt)	51.1 ^g	C ₁₉ H ₁₇ N ₅ O ₂ Cl ₂ ·2HCl·H ₂ O	C, H, N, Cl
2d	CH ₃	H	C ₆ H ₄ F-o	97 (bubbling) (EtOH)		C ₁₉ H ₁₇ N ₅ O ₂ Cl ₂ ·C ₄ H ₄ O ₄ ·0.5H ₂ O ^h	H, N, Cl; C ^m
				227-230 (95% EtOH)		C ₁₉ H ₁₇ N ₅ O ₂ Cl ₂ ·H ₃ PO ₄	C, H, N, Cl, P
				135-137 (AcOEt)	85.2 ⁱ	C ₁₉ H ₁₇ N ₅ O ₂ ClF	C, H, N, Cl, F
2e ^k	CH ₃	CH ₂ Ph	C ₆ H ₄ Cl-o	68 (aq CH ₃ CN)	84 ^j	C ₂₆ H ₂₃ N ₅ O ₂ Cl ₂ ·(CO ₂ H) ₂ ·H ₂ O	C, H, N, Cl
2f	c-Pr	H	C ₆ H ₄ Cl-o	148-151 (AcOEt)	63 ^l	C ₂₁ H ₁₉ N ₅ O ₂ Cl ₂	C, H, N, Cl

^a Solvents used for recrystallization are indicated in parentheses. ^b Analyses of the elements indicated were within ± 0.3% of theory. ^c Treatment of 6d with 30% HBr in AcOH. ^d Hydrazinolysis of 6f. ^e Hydrazinolysis of 6g. ^f Hydrogenation of 6c with SnCl₂·2H₂O. ^g Amination of 6b. ^h Maleate. ⁱ Hydrazinolysis of 6i. ^j Hydrazinolysis of 6h. ^k [α]_D²⁴ + 29 ± 0.7° (c 1.009, EtOH). ^l Hydrazinolysis of 6j. ^m C: calcd, 50.84; found, 51.31.

2c with 1a, and 2a with 1b). Pharmacological profiles of ring-opened compounds were not identical with those of the corresponding cyclized 1,4-benzodiazepines, which were generally less active in this series. However, it is noteworthy that the sleep-inducing effect of the open-ring compound 2a evaluated by chlorprothixene hypnosis¹⁶ is better than that of the corresponding cyclized compound, estazolam. Compound 2e, which has a terminal L-phenylalanyl group instead of a glycyl group, also showed very high activities. This series of compounds may release the terminal amino acids by enzymatic action and then cyclize chemically forming triazolobenzodiazepines in the body as has been discussed for the peptidoaminobenzophenone derivatives.²⁻⁵ As in the case of the peptidoaminobenzophenone series, the 4H-s-triazole-annelated peptidoaminobenzophenones synthesized here gave

water-soluble salts despite the fact that the triazolobenzodiazepines are almost insoluble in water (e.g., 2c·HCl·H₂O; 109 mg/mL aqueous solution at 25 °C; triazolam: 0.015 mg/mL aqueous solution at 25 °C).

Experimental Section

Chemistry. Melting points were determined in open capillary tubes and are uncorrected. IR spectra were determined with a JASCO DS-403G spectrometer, UV spectra with a Hitachi RMU6E spectrophotometer, and NMR spectra with Varian A-60 and T-60 instruments with tetramethylsilane as an internal standard. When a compound was prepared by separate routes, its identity was established by comparison of TLC, IR, and NMR spectra of the different samples. All experiments requiring anhydrous conditions were carried out under a stream of N₂ with dried solvents; hexamethylphosphoric triamide (HMPA), dimethylformamide (DMF), acetonitrile (CH₃CN), and ether were dried over preconditioned 4A molecular sieves. All the extracts were dried over anhydrous Na₂SO₄.

3-[(Benzyloxycarbonyl)glycyl]amino]-6-chloro-4-(2-chlorophenyl)-3,4-dihydro-4-hydroxy-2-methylquinazoline (3b). A suspension of 0.18 g (2.5 mmol) of 2-thioacetamido-

(16) According to Zbinden, chlorprothixene hypnosis in mice correlates considerably with the hypnotic properties in humans: Zbinden, G.; Randall, L. O. *Adv. Pharmacol.* 1967, 5.

Table III. Pharmacological Activity in Mice^a

compd	ED ₅₀ , ^b mg/kg, p ₀					
	anti-pentylene-tetrazole	rotorod performance	spont mot act. ^c	taming	thiopental sodium narcosis	chlorprothixene hypnosis
2a	1.37 (1.02-1.85) ^d	11.76 (9.55-14.49)	31.7 (20.4-79.6)	5.71 (4.10-8.97)	1.97 (1.70-2.34)	1.66 (1.16-2.40)
2b	0.38 (0.31-0.46)	3.94 (3.06-5.07)	4.25 (3.21-5.32)	3.02 (2.17-4.09)	0.72 (0.66-0.80)	0.94 (0.62-1.62)
2c	0.26 (0.22-0.31)	2.09 (1.66-2.63)	0.31 (0.24-0.36)	0.58 (0.43-0.75)	0.27 (0.18-0.52)	0.62 (0.42-0.89)
2d	0.09 (0.03-0.15)	1.84 (1.52-2.24)	1.52 (1.24-1.89)	0.28 (0.20-0.48)	0.25 (0.19-0.40)	0.16 (0.09-0.24)
2f	0.88 (0.55-1.39)	18.74 (11.35-31.09)	1.50 (0.69-2.32)	2.34 (2.05-2.72)	4.94 (3.81-7.28)	0.49 (0.32-0.78)
2e	0.31 (0.20-0.42)	1.83 (1.31-2.55)	0.38 (0.15-0.57)	0.55 (0.40-0.78)	1.52 (1.21-2.12)	0.23 (0.16-0.32)
alprazolam	0.22 (0.16-0.27)	2.22 (1.64-3.00)	0.94 (0.71-1.21)	1.09 (0.68-2.45)	0.36 (0.32-0.42)	0.25 (0.17-0.38)
triazolam	0.039 (0.02-0.06)	0.83 (0.68-1.01)	0.054 (0.047-0.064)	0.4 (0.3-0.6)	0.18 (0.09-0.96)	0.27 (0.17-0.44)
estazolam	0.52 (0.34-0.74)	5.44 (3.97-7.46)	3.09 (2.25-5.03)	2.62 (2.31-2.99)	2.32 (1.91-2.98)	6.22 (4.22-8.93)
1a ^e	0.56 (0.37-0.68)	35.4 (23.3-53.7)	1.4 (1.17-1.76)	3.2 (1.8-5.4)	0.80 (0.58-1.17)	2.59 (1.73-4.72)
1b ^e	2.16 (1.50-2.91)	29.3 (19.1-42.0)	15.2 (11.7-22.0)	10.86 (7.61-15.57)	5.2 (3.7-11.4)	

^a All samples were administered orally and estimated at 60 min after dosing. ^b ED₅₀ values were determined on the free base. ^c ED₃₀ values. ^d 95% confidence limits are given in parentheses. ^e Reference 2.

2',5-dichlorobenzophenone (11), prepared by the method described below, 0.64 g (2.9 mmol) of Z-Gly-NHNH₂, and 0.15 g of AcOH in 20 mL of EtOH was stirred at room temperature for 14 h. The resultant suspension was evaporated in vacuo, and the residue was chromatographed on a column of silica gel with AcOEt as an eluent, giving 0.27 g (33%) of **3b**, mp 142-147 °C (acetone). Anal. (C₂₅H₂₂N₄O₄Cl₂) C, H, N, Cl.

2-Thioacetamido-2',5-dichlorobenzophenone (11). H₂S gas was passed through a suspension of 0.91 g (2.7 mmol) of 2-(*N,N*-dimethylacetamidino)-2',5-dichlorobenzophenone (10)¹⁴ in 20 mL of EtOH for 10 min. The resultant solution was stirred for 3 h at room temperature and evaporated, leaving an oily residue, which was partitioned between CHCl₃ and water. The organic layer was dried and evaporated in vacuo. Chromatography of the residue on a silica gel column with CHCl₃ as eluent gave 0.57 g (64.8%) of **11**, mp 98-100 °C (*n*-hexane). Anal. (C₁₅H₁₁NOSCl₂) C, H, N, Cl.

Alternate Route to 3b from 9b. A mixture of 0.84 g (2.5 mmol) of **9b**,¹⁴ 0.67 g (3 mmol) of Z-Gly-NHNH₂, and 1.5 g of AcOH in 20 mL of EtOH was stirred at room temperature for 6 h. The resultant solution was concentrated in vacuo, and the residue was partitioned between AcOEt and aqueous NaHCO₃. The organic layer was dried, concentrated, and recrystallized from AcOEt-ether, giving 0.23 g (17%) of **3b**.

By the same procedure, 3-[[**(benzyloxycarbonyl)glycyl**]-amino]-6-chloro-3,4-dihydro-4-hydroxy-2-methyl-4-phenylquinazoline (**3a**) was obtained in 60% yield from **9a**,¹⁴ mp 125-128 °C (lit.¹³ mp 125-127 °C).

3-[[(Benzyloxycarbonyl)glycyl**]-amino]-6-chloro-3,4-dihydro-4-hydroxy-4-phenylquinazoline (3c).** To a solution of 13.6 g (51 mmol) of Z-Gly-Gly-OH in 68 mL of HMPA and 34 mL of CH₃CN was added dropwise 4.9 g (41.7 mmol) of SOCl₂ at -18 °C, after which the reaction mixture was cooled to -25 °C. To this solution was added 8.8 g (32 mmol) of the quinazoline **8**¹⁴ and the resultant mixture was stirred for 2 h at -20 °C. The reaction mixture was neutralized with aqueous NaHCO₃. The pale-yellow precipitate was collected by filtration, washed with water and ether three times, dried, and recrystallized from acetone, yielding 6.5 g of **3c**: mp 162-164 °C; IR (Nujol) 3320, 3240, 1730, 1685, 1660, 1615 cm⁻¹. Anal. (C₂₆H₂₄N₅O₅Cl) H, N, Cl; C: calcd, 59.82; found, 59.35.

3-[[(Benzyloxycarbonyl)glycyl**]-amino]-6-chloro-3,4-dihydro-4-(2-fluorophenyl)-4-hydroxy-2-methylquinazoline (3d).** This compound was prepared according to patent literature.¹³

3-(Acetylamino)-2-[[(benzyloxycarbonyl)amino**]-methyl]-6-chloro-4-(2-chlorophenyl)-3,4-dihydro-4-hydroxyquinazoline (4a).** A solution of 33.5 g (0.123 mol) of *N*-(benzyloxycarbonyl)glycine iminoethyl ester hydrochloride¹⁷ in 84.7 g of EtOH was stirred at room temperature for 14 h. The precipitated NH₄Cl was removed by filtration, and the filtrate was evaporated in vacuo. The oily residue thus obtained was dissolved in 200 mL of benzene and treated with 16.3 g (61 mmol) of the aminobenzophenone **7b** and 2 mL of AcOH, followed by heating at reflux temperature for 4 h. The reaction mixture was evaporated, and the residue was treated with 13.6 g (0.18 mmol) of CH₃CONHNH₂ and 2 mL of AcOH under stirring at room temperature. The precipitated solid, collected by filtration and washed with ether, gave 17.2 g (54.7%) of **4a**, mp 132-134 °C dec (AcOEt). Anal. (C₂₅H₂₂N₄O₄Cl₂) C, H, Cl.

Alternate Route to 4a via 15. To a solution of 2.36 g (5 mmol) of **15** in 15 mL of DMF was added 0.79 g (10 mmol) of CH₃COCl, and the resultant mixture was stirred at room temperature for 5 h and allowed to stand overnight. The reaction mixture was neutralized with aqueous NaHCO₃ and extracted with AcOEt. The organic layer was washed with brine, dried, and evaporated, yielding 2.1 g (81.7%) of **4a**, mp 132-134 °C dec (AcOEt).

3-Amino-2-[[(benzyloxycarbonyl)amino**]-methyl]-6-chloro-4-(2-chlorophenyl)-3,4-dihydro-4-hydroxyquinazoline (15).** A suspension of 55.5 g (0.2 mol) of *N*-(benzyloxycarbonyl)glycine iminoethyl ester hydrochloride¹⁷ in 138.2 g of dry EtOH was stirred at room temperature for 22 h. The precipitated NH₄Cl was removed with suction, and the filtrate was concentrated in vacuo. The residue was dissolved in 400 mL of dry benzene and treated with 26.6 g (0.1 mol) of **7b** and 4 mL of AcOH, followed by heating at reflux temperature for 3 h. The resultant solution was evaporated in vacuo to give the crude imino ether (**14a**) as an oil, which was then dissolved in 200 mL of EtOH and treated with 20 mL of NH₂NH₂·H₂O and 4 mL of AcOH. This mixture was heated at reflux for 2 h and set aside overnight; then the precipitated crystals were collected by filtration and washed with EtOH and ether to give 36.5 g (77%) of **15**: mp 155-173 °C dec; UV (EtOH) λ_{max} 215 nm (log ε 4.51 sh), 200 (4.17 sh), 290 (4.09), 320 (3.52 sh). Anal. (C₂₃H₂₀H₄Cl₂O₃) C, H, N, Cl.

3-(Acetylamino)-6-chloro-4-(2-chlorophenyl)-3,4-dihydro-4-hydroxy-2-[[(phthaloyl)glycyl**]-amino]-methyl]-quinazoline (4b).** To a solution of 1.65 g (7.4 mmol) of Pht-

(17) Mengelberg, M. *Chem. Ber.* 1956, 89, 1185.

Gly-Cl in 20 mL of HMPA was added 2.3 g (4.46 mmol) of 16, which was prepared from 4a as described below, and the resultant mixture was stirred at room temperature for 3 h. The reaction mixture was partitioned between ether and aqueous NaHCO₃. The resulting precipitate was collected by filtration, dissolved in CHCl₃, dried, and evaporated to give 1.15 g (50%) of 4b: mp 165–168 °C (AcOEt); UV (EtOH) λ_{max} 219 nm (log ε 4.85), 286 (4.14). Anal. (C₂₇H₂₁N₅O₅Cl₂) C, H, N, Cl.

Preparation of 16 from 4a. A mixture of 2.7 g (5.2 mmol) of 4a and 6 mL of 30% HBr-AcOH was stirred at room temperature for 1.5 h. The reaction mixture was diluted with ether, and the precipitated solid was collected by filtration: yield 2.85 (89.6%) of 16; mp 169–175 °C dec. Anal. (C₁₇H₁₅N₄OCl₂Br·2(HBr·H₂O) C, H, N, Cl, Br.

3-(Acetylamino)-2-[[[(benzyloxycarbonyl)glycyl]amino]methyl]-4-(2-chlorophenyl)-6-chloro-3,4-dihydro-4-hydroxyquinazoline (4c). A solution of 0.94 g (4.5 mmol) of Z-Gly-OH in 15 mL of HMPA and 1 mL of CH₃CH was treated with 0.26 g (3.6 mmol) of SOCl₂ at –5 to –3 °C. To the resultant solution was added 1.38 g (2.2 mmol) of 16, and the reaction mixture was brought to room temperature overnight with stirring. The resulting mixture was partitioned between ether and aqueous NaHCO₃. Collection of the precipitated solid by filtration gave 1.2 g (97.3%) of 4c, mp 161–166 °C dec (AcOEt). Anal. (C₂₇H₂₅N₅O₅Cl₂) C, H, N, Cl.

Alternate Route to 4c from 13c via 14c. A suspension of 3.3 g (10 mmol) of *N*-(benzyloxycarbonyl)glycylglycine iminoethyl ester hydrochloride (13c) in 14 g of dry EtOH was stirred at room temperature for 8 days. The precipitated NH₄Cl was removed with suction, and the filtrate was concentrated in vacuo. The residue was dissolved in 20 mL of dry benzene and treated with 1.33 g (5 mmol) of the aminobenzophenone 7b and 0.2 mL of AcOH, followed by heating at reflux temperature for 1.5 h. The resultant solution, when evaporated in vacuo, gave the crude imino ether 14c as a viscous oil, which was then dissolved in 20 mL of EtOH and treated with 1.5 g (20 mmol) of CH₃CONHNH₂ and 0.2 mL of AcOH. After being stirred at room temperature overnight, the reaction mixture was partitioned between AcOEt and aqueous NaHCO₃. The organic layer was dried and evaporated. Trituration of the residue with a small amount of AcOEt gave 0.16 g (28%) of 4c, mp 161–166 °C dec.

[[[(Benzyloxycarbonyl)glycyl]amino]acetoneitrile (12c). To a stirred solution of 6.3 g (30 mmol) of Z-Gly-OH in 40 mL of HMPA was added 2.88 g (36 mmol) of SOCl₂ at –5 to –2 °C. To the resulting solution was added a suspension of 3.08 g (20 mmol) of NH₂CH₂CN·H₂SO₄ in 20 mL of HMPA at –10 to 0 °C with stirring. The resulting mixture was stirred at 0 °C for 1 h and then allowed to come to room temperature overnight. The resultant solution was partitioned between AcOEt and aqueous NaHCO₃, and the organic layer was dried and evaporated to give an oily residue, which was crystallized upon trituration with ether to give 4.0 g (81%) of 12c, mp 144–146 °C (AcOEt). Anal. (C₁₂H₁₃N₃O₃) C, H.

***N*-[(Benzyloxycarbonyl)glycyl]glycine Iminoethyl Ester Hydrochloride (13c).** HCl gas was passed through a suspension of 3.46 g of Z-Gly-NHCH₂CN (12c) in 12 mL of dry EtOH and 8.7 mL of dry ether for 15 min at 0 °C. After being stirred at 0 °C overnight, the resultant suspension was diluted with a large amount of dry ether, and the precipitate was collected by filtration, yielding 3.75 g of 13c, which was used without further purification for the preparation of 4c via 14c.

3-(Acetylamino)-2-[(α-chloroacetamido)methyl]-6-chloro-4-(2-chlorophenyl)-3,4-dihydro-4-hydroxyquinazoline (4d). A mixture of 1.4 g (5.4 mmol) of *N*-(chloroacetyl)glycine ethyl orthoester (13b), which was prepared from [(chloroacetyl)amino]acetoneitrile as described below, 1.0 g (3.8 mmol) of 7b, and 15 g of 4A molecular sieves in 10 mL of dry benzene was left standing for 4 days with occasional swirling. The molecular sieves were removed by filtration and washed with dry benzene, and the filtrate was evaporated in vacuo. The residue was dissolved in 3 mL of dry EtOH and treated with 0.42 g (5.7 mmol) of CH₃CONHNH₂ at room temperature for 14 h with stirring. The precipitated solid, collected by filtration and washed thoroughly with ether, gave 1.2 g (68.5%) of 4d, mp 160 °C dec.

Alternate Route to 4d from 16. To a mixture of 0.45 g (4 mmol) of ClCH₂COCl and 12 mL of HMPA was added 1.27 g (2.2

mmol) of 16, and the resultant mixture was stirred at room temperature for 5 h. The reaction mixture was mixed with ether and washed with aqueous NaHCO₃ and brine. The precipitate, collected by filtration and dried, gave 0.63 g (61.5%) of 4d.

***N*-(Chloroacetyl)glycine Ethyl Ortho Ester (13b).** HCl gas was passed through a solution of 13.4 g (0.1 mol) of [(chloroacetyl)amino]acetoneitrile (12b)¹⁸ in 100 mL of dry EtOH at 0 °C. After being stirred at 0 °C for 2 h, the reaction mixture was diluted with 200 mL of dry ether. Collection of the resultant precipitate by filtration gave 17.9 (78%) of the iminoethyl ester hydrochloride: mp 125 °C dec; IR (Nujol) 3300, 3200, 1700, 1670, 1640, 1525 cm⁻¹. A suspension of 17.5 g (87.9 mmol) of this hydrochloride in 300 mL of dry EtOH and ether (1:1 v/v) was stirred at room temperature for 2 days. The precipitate was filtered off with suction, and the filtrate was concentrated in vacuo to leave an oil, which upon recrystallization from dry ether gave 15.9 g (77%) of 13b, mp 98–99 °C. Anal. (C₁₀H₂₀N₄O₄Cl) C, H, N.

2-[[[(Benzyloxycarbonyl)amino]methyl]-3-[(cyclopropyl-carbonyl)amido]-6-chloro-4-(2-chlorophenyl)-3,4-dihydro-4-hydroxyquinazoline (4e). To a stirred solution of 2.0 g (23 mmol) of cyclopropanecarboxylic acid in 28 mL of HMPA and 2 mL of CH₃CN was added dropwise 1.56 g (13 mmol) of SOCl₂ at –10 to –5 °C. After 15 min, 5.6 g (12 mmol) of quinazoline 15 was added, and the mixture was stirred at 0 °C for 4 h, diluted with a large amount of ether, and neutralized with aqueous NaHCO₃. The resulting precipitate was collected by filtration, washed with H₂O and ether, and dried over P₂O₅ to give 4.7 g (73%) of 4e: IR (Nujol) 3320, 3240, 1705, 1680, 1620, 1595 cm⁻¹.

2',5-Dichloro-2-[3-[[[(benzyloxycarbonyl)amino]methyl]-5-methyl-4H-1,2,4-triazol-4-yl]benzophenone (5b) (Route C). A mixture of 0.411 g of 4a and 4 mL of AcOH was heated at reflux temperature for 2.5 h. The reaction mixture was evaporated in vacuo, and the residue was partitioned between CHCl₃ and aqueous NaHCO₃. The organic layer was washed with brine, dried, and evaporated to give 0.31 g (78%) of 5b, mp 139–140 °C. Anal. (C₂₅H₂₀N₄O₃Cl₂) C, H, N, Cl.

Alternate Route to 5b from 3b (Route A). Compound 5b was also prepared from 3b according to the procedure of Kuwada et al.¹³

2',5-Dichloro-2-[3-(aminomethyl)-5-methyl-4H-1,2,4-triazol-4-yl]benzophenone (5c). A suspension of 150 g (0.3 mol) of 5b in 320 mL of 30% HBr-AcOH was stirred at room temperature for 1.5 h. The resultant clear solution was diluted with 2 L of dry ether, and the supernatant ether was removed by decantation. The crude product was dissolved in 2 L of dry CH₃CN, heated at reflux for 1 h, and chilled. The crystalline precipitate was collected by filtration and washed with 1 L of CH₃CN-Et₂O (1:1 v/v) to give 157.4 g (99%) of 5c, mp 211–213 °C (CH₃CN). Anal. (C₁₇H₁₄N₄OCl₂·2HBr) C, H, N, Cl, Br.

By the same procedure, 5a was prepared from the corresponding *N*-carbonyloxy derivative,¹³ mp 241–245 °C (CH₃CN) (hygroscopic). Anal. (C₁₇H₁₅N₄OCl₂·2HBr) H, N, Cl, Br; C: calcd, 41.79; found, 41.35.

2',5-Dichloro-2-[3-[[[(benzyloxycarbonyl)amino]methyl]-5-cyclopropyl-4H-1,2,4-triazol-4-yl]benzophenone (5f) (Route C). A mixture of 4.5 g of 4e in 50 mL of AcOH was heated at reflux for 5 h and concentrated in vacuo. The residue was partitioned between AcOEt and aqueous NaHCO₃. The organic layer was separated, dried, and concentrated in vacuo to give a viscous oil, which was purified by silica gel chromatography with AcOEt-MeOH (10:1, v/v) as an eluent and afforded 1.0 g (25%) of 5f: mp 115–116 °C (AcOEt-*n*-hexane); IR (CHCl₃) 3420, 1720, 1680, 1590 cm⁻¹; NMR (CDCl₃) δ 0.7–0.6 (m, 5H), 4.13–4.43 (m, 2H), 4.97 (s, 2H), 6.17 (br m, 1H). Anal. (C₂₇H₂₂N₄O₃Cl₂) C, H, N, Cl.

5-Chloro-2-[3-[(α-chloroacetamido)methyl]-5-methyl-4H-1,2,4-triazol-4-yl]benzophenone (6a) (Route A). To a stirred solution of 0.5 g (1 mmol) of 5a in 3 mL of DMF was added dropwise 0.2 g (1.7 mmol) of ClCH₂COCl under ice-bath cooling. The reaction mixture was allowed to come to room temperature overnight, diluted with 3 mL of water, neutralized with aqueous NaHCO₃, and extracted with CH₂Cl₂. The organic layer was

washed with brine, dried, and evaporated in vacuo. Crystallization of the residue from AcOEt-*n*-hexane gave 0.35 g (84.8%) of **6a**, mp 140–142 °C. Anal. (C₁₉H₁₆N₄O₂Cl₂) C, H, N, Cl.

2',5-Dichloro-2-[3-[(α -chloroacetamido)methyl]-5-methyl-4*H*-1,2,4-triazol-4-yl]benzophenone (6b) (Route A). With **5c** as a starting material, the reaction was carried out as described for the preparation of **6a** and gave **6b** as crystals, which melted at 151–153 °C (AcOEt-*n*-hexane), in 82% yield. Anal. (C₁₉H₁₅N₄O₂Cl₃) C, H, N, Cl.

Alternate Route to 6b from 4d (Route D). A solution of 0.5 g (1 mmol) of **4d** and 0.1 g of AcONa in 80% aqueous AcOH was heated at reflux for 1.5 h. The reaction mixture was evaporated in vacuo, and the residue was partitioned between 1 N NaOH and AcOEt. The organic layer was washed with brine, dried, and evaporated to give 0.65 g of crude product, which when purified by silica gel chromatography with AcOEt/MeOH (4:1, v/v) as eluent gave 0.22 g (48.5%) of **6b**, mp 152–153 °C.

2',5-Dichloro-2-[3-[(α -azidoacetamido)methyl]-5-methyl-4*H*-1,2,4-triazol-4-yl]benzophenone (6c). To a solution of 1.5 g (3.5 mmol) of **6b** in 15 mL of DMF was added dropwise 0.23 g (3.5 mmol) of NaN₃, and the resultant mixture was stirred at room temperature for 2.3 h and left standing overnight. The whole mixture was evaporated in vacuo, and the residue was partitioned between CHCl₃ and water. The organic layer was dried and evaporated to give 1.45 g (93.2%) of **6c**: IR (Nujol) 2100 cm⁻¹ (N₃); NMR (CDCl₃) δ 2.23 (s, 3 H), 3.9 (s, 2 H), 4.20 (d like, 2 H), 8.37 (m, 1 H).

5-Chloro-2-[3-[[[(benzyloxycarbonyl)glycyl]amino]methyl]-4*H*-1,2,4-triazol-4-yl]benzophenone (6d) (Route B). A solution of 1.5 g (3.1 mmol) of **3c** in 20 mL of AcOH was heated at reflux for 2 h. The reaction mixture was evaporated in vacuo, and the residue was partitioned between AcOEt and aqueous NaHCO₃. The organic layer was washed with brine, dried, and evaporated to afford an oil, which was chromatographed on a silica gel column with AcOEt-MeOH (4:1, v/v) as eluent to give 0.52 g of **6d** as an oil: IR (CHCl₃) 3400, 3280, 1720, 1680 cm⁻¹; NMR (CDCl₃) δ 3.8 (br d, 2 H), 5.1 (s, 2 H).

2',5-Dichloro-2-[3-[[α -[(benzyloxycarbonyl)amino]acetamido]methyl]-5-methyl-4*H*-1,2,4-triazol-4-yl]benzophenone (6e) (Route D). A solution of 1.71 g (3 mmol) of **4c** in 17 mL of AcOH was heated at reflux for 3 h. The reaction mixture was evaporated in vacuo, and the residue was partitioned between AcOEt and aqueous NaHCO₃. The organic layer was washed, dried, and evaporated. The residue was chromatographed on a column of silica gel with MeOH as eluent to give 0.93 g (56.2%) of **6e**, mp 160–162 °C (AcOEt). Anal. (C₂₇H₂₃N₅O₄Cl₂) C, H, N, Cl.

5-Chloro-2-[3-[[phthaloylglycyl]amino]methyl]-5-methyl-4*H*-1,2,4-triazol-4-yl]benzophenone (6f) (Route A). To a stirred solution of 1.5 g (8.5 mmol) of Pht-Gly-Cl in 20 mL of benzene and 10 mL of DMF was added 2.3 g (7 mmol) of **5a** under ice cooling. The resultant solution was allowed to gradually come to room temperature overnight. After neutralization with aqueous NaHCO₃, the reaction mixture was shaken with AcOEt. The precipitated crystals, collected by filtration and washed with MeOH, gave 1.68 g of **6f**: mp 251–253 °C; IR (CHCl₃) 1780, 1720, 1690 cm⁻¹. Anal. (C₂₇H₂₀N₅O₄Cl) C, H, N, Cl.

Alternate Route to 6f from 6a. A stirred suspension of 1.35 g (3.3 mmol) of **6a** and 0.7 g (3.8 mmol) of potassium phthalimide in 10 mL of DMF was warmed at 50–60 °C for 3 h. The resultant mixture was diluted with H₂O and extracted with CH₂Cl₂. The organic layer was washed with brine, dried, and evaporated to leave a colorless solid, which when recrystallized from AcOEt-ether gave **6f**, mp 251–253 °C.

2',5-Dichloro-2-[3-[[phthaloylglycyl]amino]methyl]-5-methyl-4*H*-1,2,4-triazol-4-yl]benzophenone (6g) (Route D). A solution of 1.15 g (2 mmol) of **4b** in 11 mL of AcOH was heated at reflux for 2.5 h. The reaction mixture was evaporated in vacuo, and the residue was partitioned between CHCl₃ and aqueous NaHCO₃. The organic layer was washed with brine, dried, and evaporated to leave an oily residue, which upon trituration with AcOEt gave 0.4 g (36%) of **6g**, mp 223–231 °C. Anal. (C₂₇H₁₉N₅O₄Cl₂) C, H, N, Cl.

Alternate Route to 6g from 5c (Route A). With **5c** as a starting material, the reaction was done as described for the preparation of **6f** and gave **6g** in 69% yield.

Alternate Route to 6g from 6b. Compound **6b** was treated with potassium phthalimide as described for the preparation of **6f** and gave **6g** as crystals, which melted at 223–231 °C in almost quantitative yield.

2',5-Dichloro-2-[3-[[phthaloyl-L-phenylalanyl]amino]methyl]-5-methyl-4*H*-1,2,4-triazol-4-yl]benzophenone (6h) (Route A). To a solution of 2.7 g (8.6 mmol) of L-Pht-Phe-Cl in 26 mL of benzene and 13 mL of DMF was added 3.0 g (5.7 mmol) of **5c** with stirring at 0 °C. The stirred mixture was allowed to come to room temperature overnight. The resultant mixture was diluted with aqueous NaHCO₃. The organic layer was separated, washed with brine, dried, and evaporated in vacuo to give 2.5 g (68.3%) of **6h**: mp 238–240 °C (EtOH); IR (Nujol) 3190, 1780, 1715, 1680, 1590 cm⁻¹. Anal. (C₂₄H₂₆N₆O₄Cl₂) C, H, N, Cl.

5-Chloro-2'-fluoro-2-[3-[[phthaloylglycyl]amino]methyl]-5-methyl-4*H*-1,2,4-triazol-4-yl]benzophenone (6i) (Route A). A mixture of 2.4 g (5 mmol) of **5d**¹³ and 7 mL of 25% HBr-AcOH was stirred at room temperature for 1.5 h. The resultant solution was diluted with 50 mL of ether, and the precipitate was collected by filtration, washed with ether (2 \times 50 mL), and suspended in 30 mL of benzene. The resulting suspension was treated with a solution of 2.2 g (10 mmol) of Pht-Gly-Cl in 15 mL of DMF at room temperature overnight under stirring. The reaction mixture was basified by addition of aqueous NaHCO₃, and the precipitate was collected by filtration to give 2.3 g (86.5%) of **6i**, mp 229–230 °C (EtOH). Anal. (C₂₇H₁₉N₅O₄ClF) C, H, N, Cl, F.

2',5-Dichloro-2-[3-[[phthaloylglycyl]amino]methyl]-5-cyclopropyl-4*H*-1,2,4-triazol-4-yl]benzophenone (6j) (Route A). A mixture of 1.1 g (2.1 mmol) of **5f** in 30% HBr-AcOH was stirred at room temperature for 1 h and diluted with a large amount of dry ether. The precipitate was collected by decantation and dissolved in 20 mL of benzene and 10 mL of DMF. To the resultant solution was added 3.0 g (13.4 mmol) of Pht-Gly-Cl, and the reaction mixture was stirred at room temperature for 3 h. The resulting solution was poured into water, and the organic layer was separated, dried, and evaporated to give a viscous oil, which upon trituration with AcOEt-Et₂O afforded 0.9 g (74%) of **6j**: mp 228–230 °C (EtOH); IR (Nujol) 3220, 1770, 1710 (br) cm⁻¹. Anal. (C₂₉H₂₁N₅O₄Cl₂) C, H, N, Cl.

5-Chloro-2-[3-[[glycylamino]methyl]-4*H*-1,2,4-triazol-4-yl]benzophenone (2a). To a solution of 2.1 g (4.36 mmol) of **6d** in 4 mL of anisole was added 3 mL of 30% HBr-AcOH. The resultant mixture was stirred for 1 h and diluted with dry ether to obtain a hygroscopic precipitate, which was washed several times with dry ether and dissolved in 20 mL of CH₂Cl₂. The methylene chloride solution was washed with aqueous NaHCO₃ and brine, dried, and evaporated to leave an oily residue, which was purified by silica gel chromatography with MeOH as eluent to give 0.39 g (13%) of **2a** as colorless oil: IR (CHCl₃) 3300, 1670, 1695 cm⁻¹; NMR (CDCl₃) δ 1.70 (br m, 2 H), 3.27 (br m, 2 H), 4.47 (AB q, 2 H), 8.07 (s, 1 H); **2a sesquioxalate sesquihydrate**, mp 140 °C (bubbling) (aq CH₃CN). Anal. (C₁₈H₁₆N₅O₂Cl·1.5[(C-O₂H)₂·H₂O]) C, H, N, Cl.

5-Chloro-2-[3-[[glycylamino]methyl]-5-methyl-4*H*-1,2,4-triazol-4-yl]benzophenone (2b). To a solution of 2.3 g (4.5 mmol) of **6f** in 20 mL of EtOH was added 0.92 g (18 mmol) of NH₂NH₂·H₂O, and the resultant solution was heated at reflux for 1 h. The precipitated phthalhydrazide was removed with suction, and the filtrate was evaporated in vacuo. The residue was partitioned between CH₂Cl₂ and aqueous NaHCO₃. The organic layer was washed with brine, dried, and evaporated to give **2b** in 38% yield, mp 110–113 °C (AcOEt). Anal. (C₁₅H₁₂N₅O₂Cl·H₂O) C, H, N, Cl. **2b oxalate dihydrate**: mp 112–114 °C (aq CH₃CN). Anal. (C₁₉H₁₈N₅O₂Cl·(CO₂H)₂·2H₂O) C, H, N, Cl.

2',5-Dichloro-2-[3-[[glycylamino]methyl]-5-methyl-4*H*-1,2,4-triazol-4-yl]benzophenone (2c). To a stirred suspension of 0.38 g (0.9 mmol) of **6c** in 10 mL of 95% EtOH was added dropwise a solution of 0.29 g (1.4 mmol) of SnCl₂·2H₂O in 4.1 mL of 2 N NaOH at 0 to 4 °C. The reaction mixture was shaken with CHCl₃, and the organic layer was evaporated in vacuo to give 0.33 g (91%) of **2c**, mp 163–165 °C. Anal. (C₁₉H₁₇N₅O₂Cl₂) C, H, N, Cl.

2c dihydrochloride hydrate: mp 178.5–181.5 °C (EtOH-AcOEt). Anal. (C₁₉H₁₇N₅O₂Cl₂·2HCl·H₂O) C, H, N, Cl.

2c hydrochloride hydrate: mp > 167 °C (95% EtOH). Anal. (C₁₉H₁₇N₅O₂Cl₂·HCl·H₂O) C, H, N, Cl.

2c maleate hemihydrate: mp 97 °C (bubbling) (EtOH). Anal. (C₁₉H₁₇N₅O₂Cl₂·C₄H₄O₄·0.5H₂O) C, H, N, C.

2c phosphate: mp 227-230 °C (95% EtOH). Anal. (C₁₉H₁₇N₅O₂Cl₂·H₃PO₄) C, H, N, Cl, P.

Alternate Route to 2c from 6b. A mixture of (2 mmol) of 6b and 15 mL of 15% NH₃-MeOH was left standing at room temperature for 3 days. The reaction mixture was evaporated in vacuo. The residue was chromatographed on a column of silica gel with MeOH as eluent, affording 0.42 g (51%) of 2c.

Alternate Route to 2c from 6e. With 6e as starting material, the reaction was carried out as described for the preparation of 2a and gave 2c in 60% yield.

Alternate Route to 2c from 6g. With 6g as starting material, the reaction was carried out as described for the preparation of 2b and gave 2c in 86.4% yield.

5-Chloro-2-fluoro-2-[3-[(glycylamino)methyl]-5-methyl-4H-1,2,4-triazol-4-yl]benzophenone (2d). A mixture of 2.0 g (3.8 mmol) of 6i and 0.49 g (9.9 mmol) of NH₂NH₂·H₂O in 15 mL of EtOH was heated at reflux for 30 min. The precipitated phthalhydrazide was removed with suction, and the filtrate was evaporated in vacuo. The residue was then partitioned between CHCl₃ and aqueous NaHCO₃. The organic layer was washed with brine, dried, and evaporated to give 1.3 g (85.2%) of 2d, mp 135-137 °C (AcOEt). Anal. (C₁₉H₁₇N₅O₂ClF) C, H, N, F, Cl.

2',5-Dichloro-2-[3-[(1-phenylalanyl)amino)methyl]-5-methyl-4H-1,2,4-triazol-4-yl]benzophenone (2e). A suspension of 2.4 g (3.8 mmol) of 6h and 0.2 g of NH₂NH₂·H₂O in 20 mL of EtOH was refluxed for 1 h. The precipitate was removed with suction and the filtrate was evaporated in vacuo. The residue was partitioned between CH₂Cl₂ and aqueous NaHCO₃. The organic layer was dried and evaporated to give a viscous oil, which upon treatment with 0.4 g (4.4 mmol) of (CO₂H)₂ in AcOEt yielded 1.9 g of the oxalate of 2e: mp > 68 °C (aq CH₃CN). [α]_D²⁵ +29.0 ± 0.7° (c 1.099, EtOH). Anal. (C₂₈H₂₃N₅O₂Cl₂·(CO₂H)₂·H₂O) C, H, N, Cl.

2',5-Dichloro-2-[3-[(glycylamino)methyl]-5-cyclopropyl-4H-1,2,4-triazol-4-yl]benzophenone (2f). To a suspension of 0.8 g (1.4 mmol) of 6j in 30 mL of EtOH was added 0.2 g (3.4 mmol) of NH₂NH₂·H₂O, and the mixture was heated at reflux for 2 h. The precipitated phthalhydrazide was removed with suction, and the filtrate was concentrated in vacuo. The residue was partitioned between CH₂Cl₂ and aqueous NaHCO₃. The organic layer was dried and evaporated to give an oily residue, which was chromatographed on a SiO₂ column with MeOH as an eluent, affording 0.4 g (63%) of 2f: mp 148-151 °C (AcOEt); IR (Nujol) 3300, 1660 (br), 1590 cm⁻¹; NMR (CDCl₃) δ 0.67-1.73 (m, 5 H), 1.80 (br m, 2 H), 3.30 (br m, 2 H), 4.0-4.67 (m, 2 H), 8.43 (br m, 1 H), 7.23-7.97 (m, 7 H). Anal. (C₂₁H₁₉N₅O₂Cl₂) C, H, N, Cl.

Pharmacology. The experiments were conducted on albino male mice (DS strain, Aburahi Farm, Shionogi, 20-24 g). All compounds were suspended in an aqueous solution of arabic gum and administered orally.

Rotorod Performance Test.¹⁹ Groups of five mice were used. Sixty minutes after a mouse had received a dose of a drug, it was put on a wood rod, 3 cm in diameter, turning at 5 rpm, and the number of animals falling off with 2 min was counted. ED₅₀ values were estimated by the up and down method.²⁰

Antipentylentetrazole Activity.²¹ The test was performed with a group of ten mice. The animals were challenged with a subcutaneous injection of 125 mg/kg of pentylentetrazole at 60 min after dosing. The dose required to prevent convulsion and death in 50% of the animals during 2 h of observation was defined, and ED₅₀ values were estimated by the probit method.

Spontaneous Motor Activity.²² Spontaneous motor activities of mice were quantitated with an "Animex" activity meter (Type S, AB Farad, Sweden). Five groups per dose (each group consisting of three mice) were measured for 10 min, beginning at 60 min after dosing. ED₃₀ values were defined as the dose of drug required for a 30% reduction of control responses and were estimated by regression analysis.

Taming. A modification of the method of Tedeschi et al.²³ was used. A pair of mice was confined under an inverted circular glass enclosure and given foot shocks (5 Hz, 2 ms, DC 50 V). Five pairs of mice were used for each dose. Pairs showing 15-20 fighting episodes during 3 min were selected, and the number of responses before and at 60 min after dosing was counted. ED₅₀ values were defined as those doses causing a 50% inhibition of the response and were calculated by regression analysis.

Thiopental Narcosis. Groups of ten mice pretreated with test drugs were challenged with an intravenous injection of 35 mg/kg of thiopental sodium. ED₅₀ values were defined as those doses needed for a 50% increase in the duration of anesthesia and were estimated by regression analysis.

Chlorprothixene Hypnosis.¹⁶ Groups of ten mice were treated with a combination of test drugs and chlorprothixene (2 mg/kg, ip). Sixty minutes later, each animal was placed on its back, and the duration of the loss of the righting reflex was measured. The number of animals remaining in the supine position for more than 30 s was counted, and the ED₅₀ values were estimated by probit analysis.

Acknowledgment. The authors thank Dr. H. Otsuka, the former director of this laboratory, for this encouragement. Thanks are also due to Drs. W. Nagata, T. Sugasawa, and K. Yamamoto of this laboratory for their helpful advice throughout this work.

(19) Dunham, W. W.; Miya, T. S. *J. Am. Pharm. Assoc.* 1957, 46, 208.

(20) Brownlee, K. A.; Hodges, J. L.; Rosenblatt, M. *J. Am. Stat. Assoc.* 1953, 48, 262.

(21) Everett, G. M.; Richard, K. R. *J. Pharmacol. Exp. Ther.* 1944, 81, 402.

(22) Svensson, T. H.; Thieme, G. *Psychopharmacologia* 1969, 14, 157.

(23) Tedeschi, R. E.; Tedeschi, D. H.; Mucha, A.; Cook, L.; Mattis, P. A.; Fellows, E. G. *J. Pharmacol. Exp. Ther.* 1959, 125, 28.

Synthesis and Pharmacological Activity of 6-Aryl-2-azabicyclo[4.2.1]nonanes

Paul H. Mazzocchi* and Chong Ho Kim

Department of Chemistry, University of Maryland, College Park, Maryland 20742. Received April 16, 1982

A series of 6-phenyl-, 6-(*m*-methoxyphenyl)-, and 6-(*m*-hydroxyphenyl)-2-azabicyclo[4.2.1]nonanes was synthesized by a sequence involving alkylation of an appropriate 2-arylcyclopentanone with an aminoalkyl substituent. Subsequent ring closure at the other α position on the cyclopentanone ring and Wolff-Kishner reduction afforded the title compound. Several derivatives of these materials showed activity in an antinociceptive assay comparable to codeine. Most analogues were either inactive or toxic.

For some time we have been interested in developing structure-activity relationships for a series of benzo-fused azabicyclic systems, which are generally thought of as

"simplified morphines". The prototype of these systems is benzomorphan (1), but many others are now known, including the benzazocines 2¹ and 3² and the benzepines