

THE MECHANISM OF SOLVOLYSIS OF (2-BROMOETHYL)TRIMETHYLSILANE. EVIDENCE FOR THE MIGRATION OF THE TRIMETHYLSILYL GROUP

M. A. COOK, C. EABORN AND D. R. M. WALTON

School of Molecular Sciences, University of Sussex, Brighton BN1 9QJ, Sussex (Great Britain)

(Received April 1st, 1970)

SUMMARY

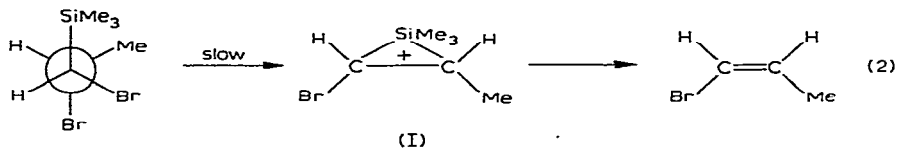
When solvolysis of the bromide $\text{Me}_3\text{SiCH}_2\text{CD}_2\text{Br}$ by aqueous methanol is allowed to proceed to about 50% completion, the recovered bromide contains $\text{Me}_3\text{SiCD}_2\text{CH}_2\text{Br}$ and $\text{Me}_3\text{SiCH}_2\text{CD}_2\text{Br}$, in 1/2 ratio. This migration of the Me_3Si group is consistent with a mechanism involving anchimerically assisted ionization of the C-Br bond to give a silacyclopropenium ion.

INTRODUCTION

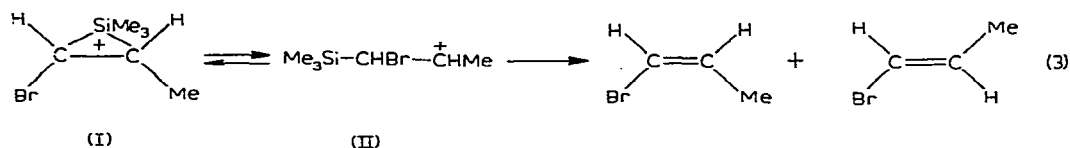
Sommer and Baughman¹ some years ago observed that the very ready solvolysis of 2-(triorganosilyl)alkyl halides, represented by eqn. (1):



involved a large charge separation in the transition state, and concluded that it proceeded by a "limiting siliconium ion" mechanism, a finding which was later criticized². Baughman also suggested, however, that the rate-determining step might be the ionization of the carbon-chlorine bond, possibly with assistance from the β -silicon atom³. More recently Jarvie, Holt, and Thompson showed that the elimination involved in the solvolysis of (*erythro*-1,2-dibromopropyl)trimethylsilane in aqueous ethanol is a highly stereospecific *trans*-process, and suggested that the Me_3Si group gives anchimeric assistance to the ionization of the C-Br bond, a non-classical silicon-bridged ion, (I), being formed in the rate-determining step, as in eqn. 2⁴. However,



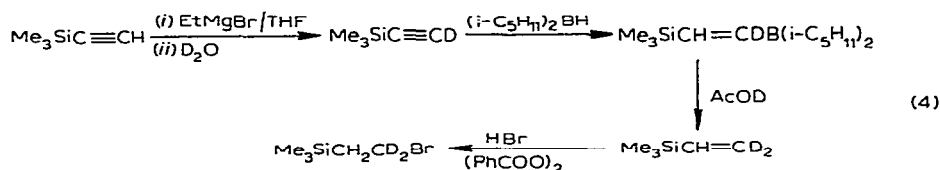
to explain the fact that the proportion of *cis*-elimination increased with the ionizing power of the medium, reaching 15% in moist formic acid, it was necessary to postulate that the silicon-bridged ion is in equilibrium with a classical carbonium ion, (II), the proportion of which increases with increasing ionizing power of the medium. Jarvie



and her colleagues pointed out that reaction by eqn. (2) might be accompanied by rearrangement involving migration of the Me_3Si group, and while they did not observe this, they found that the alcohol $\text{Me}_3\text{SiCH}_2\text{CD}_2\text{OH}$ gave mixtures of $\text{Me}_3\text{SiCH}_2\text{CD}_2\text{X}$ and $\text{Me}_3\text{SiCD}_2\text{CH}_2\text{X}$ ($\text{X} = \text{Cl}$ or Br) on treatment with thionyl chloride or phosphorus tribromide, a result which would be consistent with rearrangement within an intermediate carbonium ion such as (III)⁴. We have now found that solvolysis of the bromide $\text{Me}_3\text{SiCH}_2\text{CD}_2\text{Br}$ in aqueous methanol is, indeed, accompanied by rearrangement to the compound $\text{Me}_3\text{SiCD}_2\text{CH}_2\text{Br}$.

RESULTS AND DISCUSSION

The compound $\text{Me}_3\text{SiCH}_2\text{CD}_2\text{Br}$ was synthesized by the following sequence:



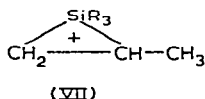
No isotopic impurities could be detected in the product by NMR spectroscopy, which means that it was >98% isotopically pure. This not only justifies the synthetic sequence used but also reveals that migration of the trimethylsilyl group does not occur in the vapour or the neat liquid, even during reduced pressure distillation at 65°.

Exploratory experiments with undeuterated $\text{Me}_3\text{SiCH}_2\text{CH}_2\text{Br}$, involving monitoring of the reaction by measurement of the volume of the ethylene evolved¹, revealed that 300 seconds were required for the solvolysis to go to $50 \pm 5\%$ completion in a mixture of the bromide with an equal volume of 30% aqueous methanol at 20°. The solvolysis of the β -deuterated compound $\text{Me}_3\text{SiCH}_2\text{CD}_2\text{Br}$ was then permitted to proceed for the same time under exactly similar conditions, and the organic bromide was then recovered. The recovered material was shown by NMR analysis to contain $33 \pm 2\%$ of α -deuterated compound, $\text{Me}_3\text{SiCD}_2\text{CH}_2\text{Br}$. Since only 50% of this isomer would be produced at equilibrium, the rate of the rearrangement must be somewhat greater than that of the solvolysis under the conditions used. The absence from the product of any detectable material of formula $\text{Me}_3\text{SiCHDCH}_2\text{Br}$ shows that migration of hydrogen does not contribute significantly to the observed rearrangement.

The occurrence of this rearrangement indicates that reversible ionization of the C-Br bond occurs, and rules out the possibility² that some driving force is provided by fragmentation to olefin and other products synchronously with separation of halide ion. It is consistent either with anchimerically assisted reversible ionisation of the halide $\text{Me}_3\text{SiCH}_2\text{CD}_2\text{Br}$ to a non-classical cyclopropenium-type ion, (III), as

as fast as isopropyl chloride. Taken along with the stereochemical results obtained by Jarvie *et al.* for the (*erythro*-1,2-dibromopropyl)trimethylsilane solvolysis, this analysis, while admittedly very rough, provides some justification for favouring process (5), involving substantial anchimeric assistance and formation of a non-classical ion, over process (6), involving equilibration of classical carbonium ions. That Jarvie and her colleagues found it necessary to postulate that the ion (I) is in equilibrium with significant amounts of the ion (II)⁴ somewhat weakens the case for *substantial* (though not for *some*) anchimeric assistance since there is unlikely to be large assistance unless the nonclassical ion is substantially stabilized relative to the classical ion. The observed result would be consistent with anchimeric assistance, however, if the silacyclopropenium ion (I) had a fairly long life, while the classical ion (II) underwent rapid fragmentation to solvolysis products; in these circumstances a significant proportion of the olefin formation could proceed through (II) even though at equilibrium very little of this ion would co-exist with (I). An alternative possibility is that the *cis*-elimination observed by Jarvie and her colleagues resulted from formation of the compound Me₃-SiCHMeCHBr₂, in a rearrangement such as we observed, followed by solvolysis of this new halide*. It is noteworthy that in general the increase in the ionizing power of the solvents used by Jarvie *et al.* is accompanied by decrease in the nucleophilicity towards silicon, and certainly the nucleophilicity is lowest in the most ionizing media used, namely formic acid/acetic acid and moist formic acid. Since the loss of the Me₃Si group from the intermediate ions probably involves nucleophilic attack at silicon, decrease in the nucleophilicity would lead to a greater amount of reversion of the carbonium ion(s) to covalent bromide, and thus to more rearrangement. It should be noted, however, that Jarvie *et al.* sought, but failed to find, evidence for a rearrangement of this type during bromination of Me₃SiCH=CHMe⁴.

The very large stabilizing effect of a β-R₃Si group on a carbonium ion centre, with or without anchimeric assistance, has implications for other reactions (see also ref. 6). For example, the very rapid acid-catalysed cleavage of the allyl-Si bonds in R₃SiCH₂CH=CH₂ compounds can be associated with stabilization of the ion R₃-SiCH₂⁺CHCH₃, possibly involving anchimeric assistance associated with formation of the non-classical ion (VII).



EXPERIMENTAL

NMR spectra

These were recorded with the neat liquids, containing benzene as internal standard, on a Varian A60 Spectrometer.

(2-Bromoethyl)trimethylsilane

Hydrogen bromide gas, generated from bromine and tetralin, was bubbled

* With classical ions the rearrangement would be from Me₃SiCHBr⁺CHMe to Me₃SiCHMe⁺CHBr, and it is noteworthy that the ion BrCH₂⁺ is more stable⁸ than MeCH₂⁺.

for 12 h at room temperature through trimethylvinylsilane (10 g, 0.10 mole) containing benzoyl peroxide (0.1 g) which had been recrystallized from carbon tetrachloride and dried under vacuum. Careful distillation gave (2-bromoethyltrimethyl)silane (9.0 g, 40%), b.p. 65°/40 mm (lit.¹¹ b.p. 64–65°/39 mm). A ¹H NMR spectrum showed triplets centred at τ 8.7 (SiCH₂) and τ 6.7 (BrCH₂), and a singlet at τ 10.0 (Me₃Si).

Ethynyltrimethylsilane

Chlorotrimethylsilane (76 g, 0.70 mole) was added during 1 h at room temperature to a solution of ethynylmagnesium bromide (0.80 mole) in tetrahydrofuran (400 ml). The mixture was subsequently stirred for 12 h, then treated with water, and organic products were extracted with light petroleum (b.p. 100–120°). The combined organic extracts were then fractionally distilled through a 1 m column packed with glass helices, and a mixture of water and a crude product of b.p. 45–60° was collected in the ice-cooled receiver. The organic layer was separated, dried with a large quantity of anhydrous magnesium sulphate, and then carefully redistilled to give ethynyltrimethylsilane (43 g, 51%), b.p. 52° (lit.¹² b.p. 52°). The NMR spectrum showed singlets at τ 7.72 (C≡CH) and τ 9.85 (Me₃Si).

(Deuteroethynyl)trimethylsilane

Ethynyltrimethylsilane (50 g, 0.50 mole) was added to ethylmagnesium bromide (0.65 mole) in tetrahydrofuran (500 ml). The mixture was boiled under reflux for 30 min then treated with deuterium oxide (200 ml) followed by solid ammonium chloride. The organic layer was separated and combined with the light petroleum (b.p. 100–120°) extracts of the aqueous layer. Work-up as for ethynyltrimethylsilane gave (deuteroethynyl)trimethylsilane (42 g, 83%), b.p. 53°. The NMR spectrum showed a singlet at τ 9.85 (Me₃Si) and no resonance at τ 7.72 (C≡CH).

(2,2-Dideuterovinyl)trimethylsilane

(Deuteroethynyl)trimethylsilane (20 g, 0.20 mole) was added rapidly to a vigorously stirred solution of diisooamylborane prepared from boron trifluoride etherate (26 g, 0.18 mole), 2-methyl-2-butene (25 g, 0.36 mole) and sodium borofluoride (6.0 g, 0.15 mole) in diglyme (50 ml). The mixture was maintained at 0° for 6 h, then treated with *O*-deuteroacetic acid (100 ml), and subsequently stirred for a further 12 h at room temperature. Partitioning between light petroleum and a saturated aqueous chloride was followed by separation, drying (Na₂SO₄), and fractionation of the organic layer to give (2,2-dideuterovinyl)trimethylsilane (12 g, 60%), b.p. 53°. The NMR spectrum showed singlets at τ 9.95 (Me₃Si) and τ 3.93 (CH=CD₂), the latter being slightly broadened as expected for a deutero compound.

(2-Bromo-2,2-dideuteroethyl)trimethylsilane

This compound, b.p. 65°/40 mm, was prepared from hydrogen bromide and (2,2-dideuterovinyl)trimethylsilane in the presence of benzoyl peroxide, as described for the undeuterated compound. The NMR spectrum of the product showed singlet resonances at τ 10.0 (Me₃Si) and τ 8.7 (CH₂CD₂Br, slightly broadened). There was no resonance at τ 6.7.

Partial solvolysis of (2-bromo-2,2-dideuteroethyl)trimethylsilane

(2-Bromo-2,2-dideuteroethyl)trimethylsilane (5 ml) was added rapidly to an

equal volume of a mixture of methanol (70 vol.-%) and water. The resulting homogeneous mixture was shaken for 300 sec at $20 \pm 1^\circ$, and then quickly extracted with 10 ml of light petroleum of b.p. $< 40^\circ$. (Measurement of the evolution of ethylene¹ from the undeuterated compound had revealed that the solvolysis was $50 \pm 5\%$ complete in this time under the conditions used.) The organic extract was rapidly dried (Na_2SO_4), and distilled under reduced pressure to give (2-bromoethyl)trimethylsilane, the NMR spectrum of which showed resonances at τ 8.7 ($\text{CH}_2\text{CD}_2\text{Br}$) and at τ 6.7 ($\text{CD}_2\text{CH}_2\text{Br}$) in the ratio 2.0/1.0.

ACKNOWLEDGEMENTS

We thank Dr. A. W. P. Jarvie for valuable suggestions and comments, and Laporte Industries Ltd. and the S.R.C. for the award of an Industrial Studentship to M.A.C. We also gratefully acknowledge general support from the S.R.C. and a gift of chemicals from Midland Silicones Ltd.

REFERENCES

- 1 L. H. SOMMER AND G. A. BAUGHMAN, *J. Amer. Chem. Soc.*, 83 (1961) 3346.
 - 2 R. W. BOTT, C. EABORN AND B. M. RUSHTON, *J. Organometal. Chem.*, 3 (1965) 455.
 - 3 G. A. BAUGHMAN, *Dissertation Abstr.*, 22 (1961) 2187.
 - 4 A. W. P. JARVIE, A. HOLT AND J. THOMPSON, *J. Chem. Soc. B*, (1969) 852.
 - 5 C. EABORN AND S. H. PARKER, *J. Chem. Soc.*, (1954) 939; C. EABORN, *J. Chem. Soc.*, (1956) 4858; A. R. BASSINDALE, C. EABORN AND D. R. M. WALTON, *J. Organometal. Chem.*, 21 (1970) 91.
 - 6 A. R. BASSINDALE, C. EABORN, D. R. M. WALTON AND D. J. YOUNG, *J. Organometal. Chem.*, 20 (1969) 49.
 - 7 M. A. COOK, C. EABORN AND D. R. M. WALTON, *J. Organometal. Chem.*, 24 (1970) 293.
 - 8 E. M. KOSOWER, *An Introduction to Physical Organic Chemistry*, Wiley, New York, 1968, pp. 56–57.
 - 9 C. K. INGOLD, *Structure and Mechanism in Organic Chemistry*, Cornell University Press, Ithica and London, 2nd Edn., 1969, p. 444.
 - 10 C. EABORN, *Organosilicon Compounds*, Butterworths, London, 1960, p. 136; C. EABORN AND R. W. BOTT, in A. G. MACDIARMID (Ed.), *Organometallic Compounds of the Group IV Elements*, Vol. 1, Part 1, Dekker, New York, 1968, pp. 382–383.
 - 11 L. H. SOMMER, D. L. BAILEY, D. L. GOLDBERG, G. M. BUCK, C. E. BYE, T. S. EVANS AND F. J. WHITMORE, *J. Amer. Chem. Soc.*, 76 (1954) 1613.
 - 12 LE QUAN MINH, T. C. BILLIOTTE AND P. CADIOT, *C.R. Acad. Sci.*, 251 (1960) 730.
- J. Organometal. Chem.*, 24 (1970) 301–306