

Preliminary communication

Specific *ortho*-arylation in the photochemical rearrangements of the tri-*m*-tolyl- and tri-*p*-tolyl-aluminum systems

JOHN J. EISCH and JOHN L. CONSIDINE

Maloney Chemical Laboratory, The Catholic University of America, Washington, D.C. 20017 (U.S.A.)

(Received October 2nd, 1970)

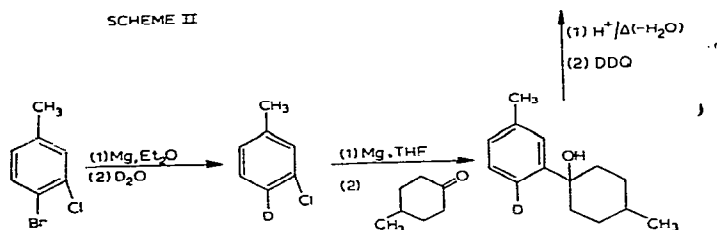
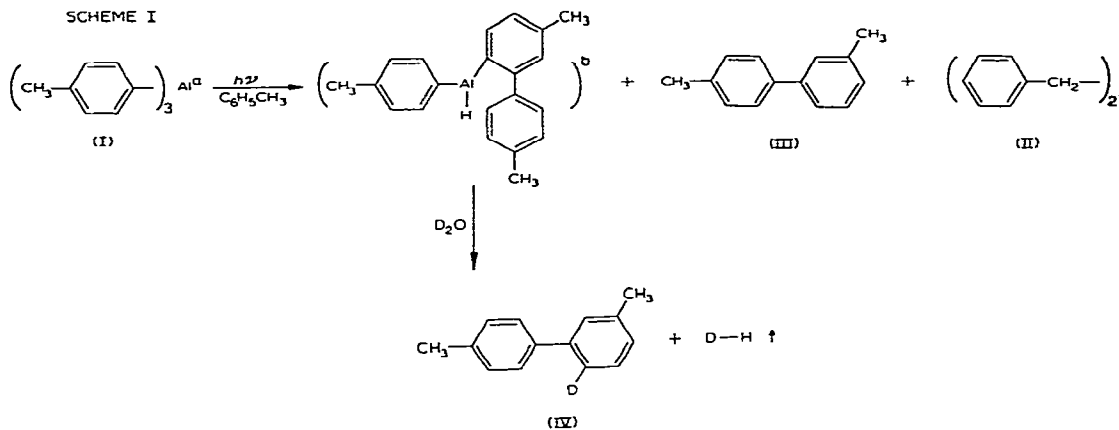
Our initial examination of the behavior of triphenylaluminum toward ultraviolet irradiation* in toluene solution had established that *o*-biphenylaluminum and hydrogen-aluminum bonds were generated, as well as biphenyl itself and aluminum metal¹. The generation of an *o*-biphenylaluminum linkage suggested that a benzyne intermediate might be involved. In our effort to test for the possible intermediacy of benzynes in such photo-rearrangements, we have now investigated the photochemical behavior of the *m*-methyl and *p*-methyl derivatives of triphenylaluminum. This report announces a novel, specific *ortho*-arylation in the photochemical rearrangements of these tolylaluminum compounds and thereby adduces evidence militating against an aryne intermediate.

The irradiation* of a 0.017 molar solution of tri-*p*-tolylaluminum² (I) in toluene for 24 h led to the expected deposition of aluminum metal; as with its phenylaluminum counterpart¹, hydrolytic work-up was accompanied by a vigorous evolution of hydrogen gas. The organic layer was found to contain only bibenzyl (II) (7%) and 3,4'-bitolyl (III) (43%). This sole bitolyl was separated and identified by comparison with an authentic sample; the absence of other bitolyls (3,3' and 4,4') was also demonstrated by recourse to known samples. When a similar photochemical run was worked up with deuterium oxide (99.8%), HD (> 95%) was evolved and the 3,4'-bitolyl isolated was a mixture of (III) (30%) and its 6-deuterio isomer (IV), 70% (Scheme I). The independent synthesis of authentic IV is outlined in Scheme II.

In a similar manner, the irradiation of tri-*m*-tolylaluminum³ (V) in toluene solution* and its hydrolytic work-up gave a 1/1 mixture of 3,4'-bitolyl (III) and 2,3'-bitolyl (V) in over-all yield of 45%, in addition to H₂ and small amounts of bibenzyl (< 1%) (Scheme III). Again, the presence of just these two isomeric bitolyls and the absence of other isomers were assured by reference to authentic samples.

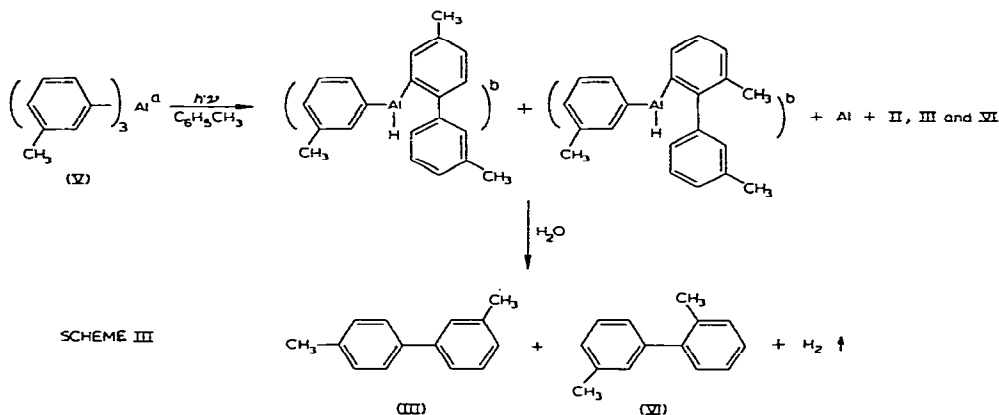
If an aryne intermediate of a precedented type⁴ had been generated from the *p*-tolylaluminum system, such an intermediate would be expected to react with *p*-tolyl-aluminum bonds without any great preference as to orientation⁵ to give a bitolyl mixture

*A Rayonet photochemical reactor, Model 100, equipped with a low-pressure (2537 Å) mercury lamp and operated at an ambient temperature of 45°, was employed.



^aThese compounds are probably dimeric in aromatic hydrocarbons (ref. 6).

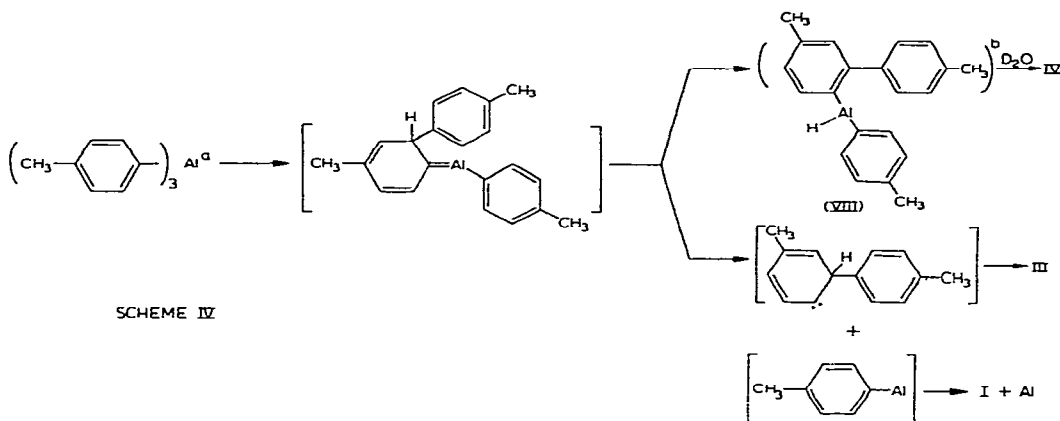
^bThis disposition of groups about a given aluminum is idealized; arylaluminum hydrides tend to disproportionate to symmetrical types (ref. 7).



^{a,b} See Scheme I/II

resulting from direct substitution and *ortho*-arylation. Hydrolysis should yield a mixture of 3,4'-bitolyl (II) and 4,4'-bitolyl (VI). Similarly, 3,4'-formation of an aryne intermediate from the *m*-tolylaluminum system and reaction with *m*-tolyl-aluminum bonds should produce, upon hydrolysis, 3,3'-bitolyl and 3,4'-bitolyl. Hence, the failure to observe 4,4'-bitolyl in the *p*-tolylaluminum case and 3,3'-bitolyl in the *m*-tolylaluminum case argues strongly against the involvement of an aryne intermediate of the precedented type.

From the formation of only 3,4'-bitolyl from the *p*-tolylaluminum compound, but the formation of two isomers, 3,4'-bitolyl and 2,3'-bitolyl, from the *m*-tolylaluminum compound, it is clear that an arylation specifically *ortho* to the tolyl-aluminum bond has taken place. Competing shifts of hydrogen to aluminum with hydride formation (VIII) or to carbon with loss of arylaluminum(I) (IX) would be consistent with the formation of a mixture of deuterated and undeuterated biaryls, upon work-up with deuterium oxide (Scheme IV).



^{a, b} See Scheme I/II

Further specification of the electronic factors leading to this unusual *ortho*-arylation of a substituted arylaluminum is the object of our current studies. In addition, this specific photochemical coupling of aryl groups may find advantageous synthetic applications.

ACKNOWLEDGMENTS

We express our gratitude to the National Science Foundation for support of this research under Grants GP-6679 and GP-13673. Dr. Henry Fales and Mr. William Comstock of the National Institutes of Health were most helpful in providing mass spectral analyses for deuterium of the compounds herein reported. A research instrument award of the National Science Foundation (GP-8537) permitted the departmental purchase of a mass spectrometer, Varian-MAT CH-5, employed in the identification of organic products encountered in this study.

REFERENCES

- 1 J.J. Eisch and J.L. Considine, *J. Amer. Chem. Soc.*, 90 (1968) 6257.
- 2 E. Krause and P. Dittmar, *Ber.*, 63 (1930) 2401.
- 3 A.N. Nesmeyanov and N.N. Novikova, *Bull. Acad. Sci. U.R.S.S., Classe Sci. Chim.*, (1942) 372; *Chem. Abstr.*, 39 (1945) 1637.
- 4 R. Huisgen and J. Sauer, *Angew. Chem.*, 72 (1960) 91.
- 5 J.D. Roberts, C.W. Vaughan, L.A. Carlsmith and D.A. Semenov, *J. Amer. Chem. Soc.*, 78 (1956) 611.
- 6 H. Lehmkuhl, K. Ziegler and H.G. Gellert, in E. Müller (Ed.), *Houben-Weyl Methoden der Organischen Chemie*, Vol. XIII/4, Georg Thieme Verlag, Stuttgart, 1970.
- 7 J.J. Eisch and W.C. Kaska, *J. Amer. Chem. Soc.*, 88 (1966) 2976.