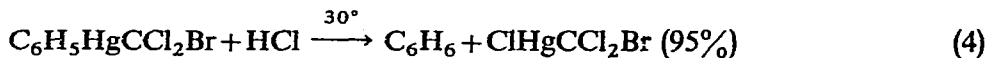




Furthermore, it has been reported that difluorocarbene reacts with hydrogen chloride in the gas phase to give  $\text{HCF}_2\text{Cl}$ <sup>5,6</sup>.

In the present work it was found that when anhydrous hydrogen chloride was bubbled into a chlorobenzene solution of phenyl(bromodichloromethyl)mercury, benzene and chloroform are indeed produced. The reaction temperature has a very marked effect on the relative amounts of these products which are formed. At 85–88° the benzene/chloroform ratio was approximately 1. This ratio increased with decreasing temperature, and at room temperature the reaction proceeded cleanly as depicted in eqn. (4), with no detectable amounts of chloroform being produced. The results of these experiments are given in Table 1. This very specific  $\text{C}_6\text{H}_5\text{-Hg}$  cleavage



also could be used to prepare  $\text{ClHgCCl}_3$  (91%),  $\text{ClHgCClBr}_2$  (96%) and  $\text{ClHgCBr}_3$  (96%) by reaction of the appropriate phenyl(trihalomethyl)mercurial with hydrogen chloride at room temperature. Essentially quantitative yields of benzene were realized in these last three reactions, and no  $\text{HCX}_3$  was detected.

TABLE 1

REACTION OF  $\text{C}_6\text{H}_5\text{HgCCl}_2\text{Br}$  (7 MMOL) AND  $\text{HCl}$  AT VARIOUS TEMPERATURES IN CHLOROBENZENE

Temp. range (°C)	$\text{C}_6\text{H}_6$ yield (%) <sup>f</sup>	$\text{HCCl}_3$ yield (%)	Reaction time (min) <sup>e</sup>	Total wt. of solid (g) <sup>b</sup>	M.p. of solid (°C)
85–88	54	58	12	2.57	
79–81	76	37	10	2.54	
73–75	89	19	20	2.68	157–161 dec.
58–61	85	6	30	2.76	161–163 dec.
42–45	89	0.5	40	2.81	161–163.5 dec.
30–32	93	0	50	2.80	162–164 dec.

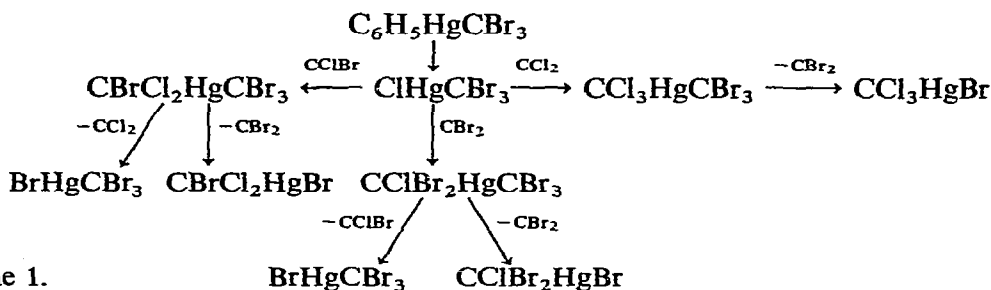
<sup>a</sup> Time during which excess of  $\text{HCl}$  was passed into the reaction mixture. <sup>b</sup> Theoretical yield of  $\text{C}_6\text{H}_5\text{HgBr}$  (7 mmol), 2.51 g, m.p. 284–287°; theoretical yield of  $\text{ClHgCCl}_2\text{Br}$ , 2.79 g, m.p. 164–166°. <sup>c</sup> Yields of  $\text{C}_6\text{H}_6$  and  $\text{HCCl}_3$  were based on  $\text{C}_6\text{H}_5\text{HgCCl}_2\text{Br}$ .

The reaction of phenyl(trichloromethyl)mercury with hydrogen chloride in chlorobenzene solution at 85–88° gave mainly benzene (95%) and a small amount (0.2%) of chloroform. However, the study of the action of gaseous hydrogen chloride on phenyl(tribromomethyl)mercury produced results which were at first rather puzzling. For example, a reaction of this mercurial with  $\text{HCl}$  carried out in chlorobenzene at 85–87° gave benzene (77%) and the expected insertion product,  $\text{HCBBr}_2\text{Cl}$  (12.4%), but also formed were  $\text{HCCl}_2\text{Br}$  (6.7%) and  $\text{HCCl}_3$  (4.1%). No bromoform could be detected. Separate experiments showed that the chloroform and bromodichloromethane did not result from an exchange reaction (in the presence of phenylmercuric or mercuric halide) between  $\text{HCBBr}_2\text{Cl}$  and hydrogen chloride. A satisfactory explanation of the formation of  $\text{HCCl}_2\text{Br}$  and  $\text{HCCl}_3$  in these reactions was not available at the time we published a preliminary communication<sup>2</sup> concerned in part with these results. We have in the meantime achieved an understanding of these observations as a result of our finding that dihalocarbenes (as generated via

$C_6H_5HgCX_2Br$  compounds under neutral conditions) are capable of inserting into the Hg-Cl linkage.<sup>7</sup> It is to be noted that the benzene yield in the  $C_6H_5HgCBr_3 + HCl$  reaction was 80%. Thus the main reaction occurring was that shown in eqn. (5).



Insertion of  $CBr_2$  into the Hg-Cl bond of  $ClHgCBr_3$  would give  $ClBr_2CHgCBr_3$ , a compound which is a source both of  $CBr_2$  and  $CBrCl$ . The latter could insert into an Hg-Cl linkage, giving an Hg- $CCl_2Br$  compound, which in turn would be a source of  $CCl_2$ . Finally, insertion of  $CCl_2$  thus formed into an Hg-Cl function would result in formation of an Hg- $CCl_3$  species. All of these reactions would be occurring in the presence of HCl, and thus the formation of  $HCCL_2Br$  and  $HCCL_3$  in low yield is explained by insertion of  $CClBr$  and  $CCl_2$  into H-Cl. On the basis of these considerations, one would predict that the solids remaining upon completion of the reaction between  $C_6H_5HgCBr_3$  and hydrogen chloride would be mostly  $ClHgCBr_3$ , together with smaller amounts of  $Br_3CHgBr$ ,  $ClBr_2CHgBr$ ,  $BrCl_2CHgBr$  and  $Cl_3CHgBr$  (Scheme 1). These ideas have been verified by experiment.



Scheme 1.

Treatment of the solids from this  $C_6H_5HgCBr_3 + HCl$  reaction with excess of bromine in carbon tetrachloride (a semiquantitative analytical procedure for determination of trihalomethyl groups on mercury<sup>8</sup>) gave  $CBr_3Cl$  (10.4%),  $CBr_2Cl_2$  (5.1%), and  $CBrCl_3$  (9.8%), as well as large amounts of carbon tetrabromide. (The cleavage of pure  $ClHgCBr_3$  and  $C_6H_5HgCBr_3$  with bromine gave only carbon tetrabromide). This indicated that in addition to  $CBr_3Hg$  compounds there were present  $CBr_2ClHg$ ,  $CBrCl_2Hg$  and  $CCl_3Hg$  compounds. The latter are relatively stable and thus accumulate, so that the amount of  $CCl_3Br$  formed is larger than the amount of  $CCl_2Br_2$ . Another experiment in which 5 mmoles each of phenyl(tribromomethyl)mercury and pure tribromomethylmercuric chloride were allowed to react in benzene at 75–80° gave mercurial products, the brominolysis of which produced  $CBr_3Cl$  (21%),  $CBr_2Cl_2$  (6%) and  $CBrCl_3$  (6%). Thus the reactions shown in Scheme 1 do indeed occur\*.

The effect of temperature on the reaction(s) occurring between phenyl(tribromomethyl)mercury and hydrogen chloride was studied (Table 2). Again, at

\* Our initial, tentative ideas<sup>2</sup> concerning the origin of the  $HCCL_2Br$  and  $HCCL_3$  thus are not correct. Also, the reactions used to show that this "Cl-Br exchange" occurred prior to haloform formation were confused by the occurrence of  $CBr_2$  insertion into Hg-Cl bonds during the reaction of the solid mercurial product with cyclohexene in the presence of diphenylmercury.

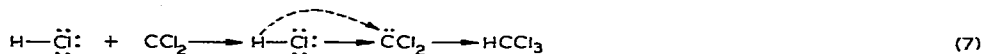
lower temperatures  $C_6H_5-Hg$  cleavage occurs to the exclusion of the insertion of  $CX_2$  into  $H-Cl$ .

Qualitative experiments with  $C_6H_5HgCClBr_2$  were carried out. At  $80^\circ$  the phenyl cleavage reaction predominated, but small amounts of  $HCCl_2Br$  and lesser amounts of chloroform were formed when hydrogen chloride was bubbled into a solution of this mercurial.

The fact that in these reactions haloform formation is favored with increasing temperature and that maximum yields are obtained at temperatures at which  $CX_2$  transfer reactions of  $C_6H_5HgCX_2Br$  compounds are rapid<sup>3</sup> suggests that we are indeed dealing with  $CX_2$  insertion into the  $H-Cl$  bond in the haloform-producing reaction. It is noteworthy that in the case of phenyl(trichloromethyl)mercury, whose  $CCl_2$  transfer reactions at  $80^\circ$  are very much slower than those of the other three mercurials<sup>3</sup>, phenyl-mercury cleavage occurred to the virtual exclusion of chloroform formation when its reaction with hydrogen chloride was carried out at  $85-88^\circ$ .

The benzene yields in these reactions also deserve further comment. The yields of benzene produced decreased as the temperature was raised. It appears that the  $C_6H_5-Hg$  bond in  $C_6H_5HgCX_3$  compounds is cleaved rapidly by hydrogen chloride, but that phenylmercuric bromide is quite unreactive toward  $HCl$  under these conditions. This was confirmed in an experiment in which a suspension of 7 mmoles of phenylmercuric bromide in chlorobenzene at  $80^\circ$  was treated with hydrogen chloride for 30 min. Benzene was produced in only 6.5% yield and a 91% recovery of phenylmercuric bromide was realized. The lower yields of benzene in the  $C_6H_5HgCX_2Br + HCl$  reactions at high temperature must be due primarily to the more rapid consumption of  $C_6H_5HgCX_2Br$  in the insertion reaction at those temperatures and the fact that the insoluble phenylmercuric bromide produced thereafter is rather inert with respect to cleavage by  $HCl$ . Once phenyl cleavage has taken place, the resulting  $ClHgCX_2Br$  species appear to be quite unreactive toward hydrogen chloride. No cleavage of  $CX_2Br$  by  $HCl$  occurs, and no  $CX_2$  extrusion. The latter process appears to be more favorable once dihalocarbene insertion into the  $Hg-Cl$  bond of  $ClHgCX_2Br$ , giving a bis(trihalomethyl)mercury compound, has taken place. Phenyl cleavage is much more favorable in the case of  $C_6H_5HgCBr_3$  than it is with  $C_6H_5HgCCl_2Br$ . This could be the result either of a more rapid  $C_6H_5-Hg$  cleavage process or of slower  $CBr_2$  transfer to  $HCl$ .

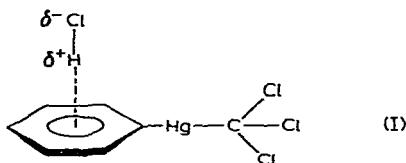
Two main mechanisms can be suggested for the insertion of  $CX_2$  into  $H-Cl$ : (a) nucleophilic attack by  $CX_2$  (which is in the singlet state, according to all available evidence, and thus has a lone pair of electrons in an  $sp^2$  orbital) at the proton (eqn. 6), or, (b) electrophilic attack by  $CX_2$  (which also has a vacant  $2p$  orbital) at chlorine, followed by proton migration from chlorine to carbon (eqn. 7). At present no clear



no clear choice can be made between these possibilities, but we tend to favor the former alternative. It may be mentioned that  $:CCl_2$  apparently reacts as a nucleophile with trialkylboranes<sup>9</sup>.

In conclusion, the report by Nesmeyanov, Freidlina and Velichko<sup>10</sup> that

cleavage of phenyl(trichloromethyl)mercury by methanolic HCl gives a quantitative yield of phenylmercuric chloride merits consideration, especially since, as we have shown, in chlorobenzene solution the products are benzene and  $\text{CCl}_3\text{HgCl}$ . We have confirmed the report of the Russian authors: cleavage of  $\text{C}_6\text{H}_5\text{HgCCl}_3$  by one equivalent of concentrated, aqueous HCl diluted with methanol at room temperature gave phenylmercuric chloride in 80% yield, together with major amounts of chloroform and only a minor (4%) quantity of benzene. This marked solvent effect is of some interest and very likely is due to the different nature of hydrogen chloride in these solvent systems: covalent H-Cl molecules in chlorobenzene and ionized oxonium species,  $[\text{CH}_3\text{OH}_2]^+\text{Cl}^-$  and  $[\text{H}_3\text{O}]^+\text{Cl}^-$ , in the aqueous methanol system. It is possible that in chlorobenzene attack at the phenyl ring is facilitated by hydrogen bonding between the H-Cl and the phenyl substituent on mercury (I). With the



ionized oxonium species such hydrogen bonding is neither favorable nor necessary, and it may simply be a matter of which carbon atom attached to mercury is more liable to attack by a charged electrophile. In the present case, as one might expect, it is the highly electronegative  $\text{CCl}_3$  group which is cleaved.

#### EXPERIMENTAL

##### *General comments*

All reactions were carried out under an atmosphere of prepurified nitrogen. Analyses were performed by Dr. S. M. Nagy, M.I.T. Microchemical Laboratory. Phenyl(trihalomethyl)mercury compounds were prepared as described in a previous part of this series<sup>8</sup>. Anhydrous hydrogen chloride was purchased from the Matheson Company.

##### *Reaction of phenyl(bromodichloromethyl)mercury with hydrogen chloride*

These reactions were carried out using a constant temperature bath capable of maintaining a temperature constant within 1-3°. One such reaction is described as an example of the procedure used.

Phenyl(bromodichloromethyl)mercury, 3.08 g (7 mmoles), was placed in a 50-ml three-necked flask equipped with a thermometer, a condenser, a magnetic stirring unit and a gas inlet tube. Thirty ml of dry chlorobenzene was added. The contents were heated to 85-88° and then gaseous hydrogen chloride was passed into the clear solution while stirring vigorously. Precipitation of solid material occurred within 3 min. The reaction was discontinued after HCl had been passed in for 15 min. Solid material, 2.57 g, m.p. 275-277° (turned brown), was isolated. The filtrate was trap-to-trap distilled at 0.05 mm with pot temperature to 80°. The distillate was analyzed by glpc at jacket temperature 90°, 15 psi helium with a 7 ft. glass 25% SE-30 on Chromosorb P analytical column using an M.I.T. isothermal gas chromatograph,

with toluene as internal standard. The results of these experiments are given in Table 1.

*Reaction of phenyl(tribromomethyl)mercury with hydrogen chloride*

Essentially the same procedure as that described above was used. In a typical example, phenyl(tribromomethyl)mercury (5.29 g, 10 mmoles) was placed in the reaction flask containing 20 ml of chlorobenzene under an atmosphere of nitrogen. The contents were heated to 85°. Hydrogen chloride was bubbled into the vigorously stirred solution. White solid precipitated within one min; passage of HCl was discontinued after 20 min at 85–87°. Solid residue, 3.23 g, m.p. 148–151° with slow decomposition (and with a portion not melted at 200°), was obtained. The filtrate was trap-to-trap distilled at 0.01 mm. The residue, slightly yellow solid, 1.24 g, m.p. 138–142°(dec.), was impure  $\text{CBr}_3\text{HgCl}$ . The combined residues (4.47 g) were saved for the brominolysis experiment.

The clear distillate was analyzed by glpc (25% General Electric SE-30 on Chromosorb P, 85° jacket temperature, 14 psi helium, toluene internal standard) and shown to contain benzene (77%), chloroform (4.1%), bromodichloromethane (6.7%) and dibromochloromethane (12.4%). The products were identified by comparison of their glpc retention times and their infrared spectra with those of authentic samples. Four other reactions were carried out at lower temperatures. The results are given in Table 2.

TABLE 2  
REACTION OF  $\text{C}_6\text{H}_5\text{HgCBr}_3$  WITH HCl IN CHLORO BENZENE

Temp. range (°C)	$\text{C}_6\text{H}_6$ yield (%)	$\text{CHClBr}_2$ yield (%)	$\text{CHCl}_2\text{Br}$ yield (%)	$\text{CHCl}_3$ yield (%)	Reaction time (min)
85–87	77 (80) <sup>a</sup>	12.4 (12.0)	6.7 (7.5)	4.1 (5.1)	20
73–75	85	3.4	0.7	0.7	20
58–59	94	0	0	0	20 <sup>b</sup>
30–32	95	0	0	0	30 <sup>b</sup>
4–7	94	0	0	0	50 <sup>b</sup>

<sup>a</sup> Duplicate run values in parentheses. <sup>b</sup> A quantitative yield of  $\text{ClHgCBr}_3$ , m.p. 147–148° (dec.), was obtained.

The solids produced in this reaction (4.47 g) were treated with 11 ml of 1 M bromine in carbon tetrachloride at room temperature for 90 min. Subsequently 1.5 g of anhydrous magnesium sulfate and 3.0 g of powdered sodium thiosulfate pentahydrate were added. Stirring was continued until the bromine color had been discharged. The mixture was distilled in vacuum into a trap at –78°. The distillate was dried with  $\text{MgSO}_4$ . Glpc analysis of the distillate [20% SE-30 on Chromosorb W, F & M Model 700 temperature programmed (90–180° at 3° per min.) gas chromatograph] showed the presence of  $\text{CClBr}_3$  (10.4%),  $\text{CCl}_2\text{Br}_2$  (5.1%) and  $\text{CCl}_3\text{Br}$  (9.8%).

*Reaction of phenyl(tribromomethyl)mercury with tribromomethylmercuric chloride*

A dry three-necked flask equipped with a dropping funnel, reflux condenser topped with a nitrogen inlet tube, and a magnetic stirring assembly, was charged with

2.65 g (5 mmoles) of  $C_6H_5HgCBr_3$ , 2.44 g (5 mmoles) of  $CBr_3HgCl$  and 13 ml of dry benzene under an atmosphere of prepurified nitrogen. The reaction mixture was stirred and heated at 75–80° for 4 h. Subsequently 17 ml of 1 M bromine in carbon tetrachloride was added at room temperature over a 15 min period. Further workup as in the experiment described above established that  $CClBr_3$  (20.6%),  $CCl_2Br_2$  (5.9%) and  $CCl_3Br$  (5.8%) had been formed, in addition to carbon tetrabromide and bromobenzene.

In a reaction carried out between these mercurials at 40° for 3 h only  $CClBr_2Hg$  compounds appeared to have been formed, since brominolysis gave only  $CClBr_3$  (9.1%).

#### *Reaction of phenylmercuric bromide with hydrogen chloride*

Phenylmercuric bromide, 2.5 g (m.p. 284–287°), and 30 ml of chlorobenzene were heated to 70–80° in the reaction flask. Hydrogen chloride gas was bubbled into the vigorously stirred reaction mixture for 30 min. Unreacted phenylmercuric bromide was filtered, washed and dried; 2.27 g (91%) of phenylmercuric bromide, m.p. 284–287°, was recovered. Analysis of the filtrate (same glpc conditions as before) established that benzene had been formed in 6.5% yield.

#### *Preparation of trihalomethylmercuric chlorides*

Trichloromethyl-, bromodichloromethyl-, dibromochloromethyl- and tribromomethylmercuric chloride were prepared by treatment of a chlorobenzene solution of the respective phenyl(trihalomethyl)mercury compound with anhydrous hydrogen chloride at 23°. The reactions were carried out on a 10 mmole scale. The benzene yields were determined by glpc and were found to be 93% or above.

$CCl_3HgCl$ . 91% yield; m.p. 190–191° (lit.<sup>11</sup> m.p. 193–194°). (Found: C, 3.46; Cl, 39.26;  $CCl_4Hg$  calcd.: C, 3.39; Cl, 40.01%.)

$CCl_2BrHgCl$ . 95% yield; m.p. 164–166° (slow dec.). (Found: C, 3.29; Br, 19.95; Cl, 26.90; Hg, 50.07;  $CBrCl_3Hg$  calcd.: C, 3.07; Br, 20.02; Cl, 26.66; Hg, 50.28%.)

$CClBr_2HgCl$ . 96% yield; m.p. 155–156° (slow dec.). (Found: C, 2.79; Br + Cl, 51.64;  $CBr_2Cl_2Hg$  calcd.: C, 2.71; Br + Cl, 52.02%.)

$CBr_3HgCl$ . 96% yield; m.p. 148–150° (dec.). (Found: C, 2.52; Br + Cl, 56.13;  $CBr_3ClHg$  calcd.: C, 2.46; Br + Cl, 56.42%.)

All the  $CX_3HgCl$  compounds were recrystallized from benzene. They separated out as fine needle-like, crystalline solids on cooling.

#### *Reaction of phenyl(trichloromethyl)mercury with HCl in aqueous methanol*

Phenyl(trichloromethyl)mercury, 3.49 g (8.8 mmoles), was placed in a 100-ml round-bottomed flask. A solution of about 8.8 mmoles of HCl, made up by diluting 12 M hydrochloric acid with methanol to ca. 15 ml total was added. The reaction mixture was shaken gently for 30 min. White, crystalline solid formed almost immediately, and the needle-like starting material gradually disappeared as the latter formed. The solid product was filtered to give 1.84 g of material, m.p. 259–260°, which was identified by m.p. and mixture m.p. as phenylmercuric chloride. The filtrate was distilled in vacuum into a receiver at –78°. The solid residue was washed with benzene to leave 0.42 g of phenylmercuric chloride, m.p. 258–260°, to give a total yield of 2.26 g (80%). The benzene washings were evaporated, leaving 0.7 g of

solid, melting range 120–140° (dec.).

The distillate was analyzed by glpc using toluene as internal standard. Benzene (4%) and chloroform (65%) were identified.

#### ACKNOWLEDGEMENTS

The authors are grateful to the Directorate of Chemical Sciences, Air Force Office of Scientific Research, for generous support of this research. This investigation was supported in part by Public Health Fellowship 5-F1-GM-23,497-02 (to K.V.D.).

#### SUMMARY

Dihalocarbenes ( $\text{CCl}_2$ ,  $\text{CClBr}$ ,  $\text{CBr}_2$ ) obtained from the corresponding  $\text{C}_6\text{H}_5\text{HgCXYBr}$  compounds have been found to insert into the H-Cl bond, giving haloforms,  $\text{HCCl}_3$ ,  $\text{HCCl}_2\text{Br}$  and  $\text{HCBR}_2\text{Cl}$ , respectively. In chlorobenzene solution at 80°  $\text{C}_6\text{H}_5\text{-Hg}$  cleavage is a competing reaction which in the case of  $\text{C}_6\text{H}_5\text{HgCBr}_3$  accounts for 80% of the HCl consumed. The resulting  $\text{CBr}_3\text{HgCl}$  introduces further complications, since  $\text{CX}_2$  insertion into the Hg-Cl bond occurs, giving  $\text{HgCX}_2\text{Br}$  compounds which are sources of carbenes other than those derived from the starting mercurial. At room temperature only the  $\text{C}_6\text{H}_5\text{-Hg}$  cleavage reaction is observed, and this allowed preparation of pure  $\text{ClHgCCl}_3$ ,  $\text{ClHgCCl}_2\text{Br}$ ,  $\text{ClHgCClBr}_2$  and  $\text{ClHgCBr}_3$ . The action of methanolic HCl on  $\text{C}_6\text{H}_5\text{HgCCl}_3$  produces phenylmercuric chloride and chloroform; a possible explanation for this marked solvent effect is presented.

#### REFERENCES

- 1 D. SEYFERTH AND J. Y.-P. MUI, *J. Am. Chem. Soc.*, 88 (1966) 4672.
- 2 D. SEYFERTH, J. Y.-P. MUI AND L. J. TODD, *J. Am. Chem. Soc.*, 86 (1964) 2961.
- 3 D. SEYFERTH, in *Proceedings of the Robert A. Welch Foundation Conferences on Chemical Research. IX. Organometallic Compounds*, Robert A. Welch Foundation, Houston, Texas, 1966, p. 89–135.
- 4 A. E. SHILOV AND R. D. SABIROVA, *Zh. Fiz. Khim.*, 34 (1960) 860.
- 5 W. MAHLER, *Inorg. Chem.*, 2 (1963) 230.
- 6 J. W. EDWARDS AND P. A. SMALL, *Nature*, 202 (1964) 1329.
- 7 M. E. GORDON, K. V. DARRAGH AND D. SEYFERTH, *J. Am. Chem. Soc.*, 88 (1966) 1831.
- 8 D. SEYFERTH AND J. M. BURLITCH, *J. Organometal. Chem.*, 4 (1965) 127.
- 9 D. SEYFERTH AND B. PROKAL, *J. Am. Chem. Soc.*, 88 (1966) 1834.
- 10 A. N. NESMEYANOV, R. KH. FREIDLINA AND F. K. VELICHKO, *Dokl. Akad. Nauk SSSR*, 114 (1957) 557.
- 11 T. J. LOGAN, *J. Org. Chem.*, 28 (1963) 1129.

*J. Organometal. Chem.*, 8 (1967) 29–36