

ALUMINUM

ANNUAL SURVEY COVERING THE YEAR 1971

John P. Oliver

135 Chemistry Building, Department of Chemistry, Wayne State University,
Detroit, Michigan 48202. (U.S.A.)

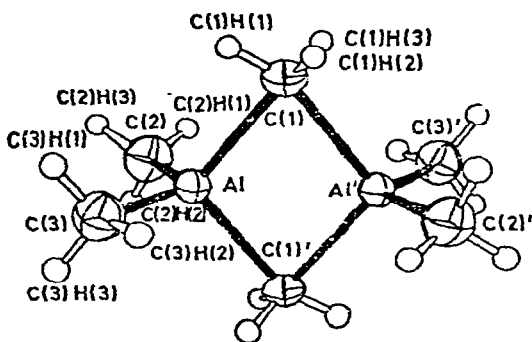
The chemistry of organoaluminum compounds continues to expand and develop in many directions. Therefore the review for 1971 will be broken down into several areas in an attempt to systematize the material for the benefit of the reader. The literature is very extensive, and although an attempt has been made to cover all of the primary journals through Chemical Abstracts, there surely have been some oversights. The patent literature has not been included. The general breakdown of topics is as follows.

- A. Structure, spectroscopic properties, and bonding of organo - aluminum compounds.
- B. Studies of dissociation and exchange reactions and of addition compound formation
- C. Synthesis and reactions of compounds containing Al-C bonds.
- D. Nitrile addition reactions
- E. Formation and reactions of other aluminum - nitrogen bonded compounds.
- F. Formation and reactions of aluminum-oxygen bonded compounds.
- G. Formation and reactions of S, Se, and P derivatives.

References p. 200

- H. Cleavage and exchange reactions of alkyl- and alkylaluminum halides.
 - I. Formation and reactions of hydridic Compounds.
 - J. Aluminum-transition metal derivatives.
 - K. Polymerization reactions and catalysts.
- A. Structure, Spectroscopic Properties, and Bonding of Organoaluminum Compounds.

The discussion started in 1970 concerning the structure and bonding in trimethylaluminum has stimulated work on this compound and a number of papers have appeared. A three dimensional x-ray structural determination carried out at -170° provide good evidence for the locations of the hydrogen atoms in the trimethylaluminum dimer [1].



I

The Structure of Me_6Al_2 Dimer After Hoffman and Streib, ref. 1.

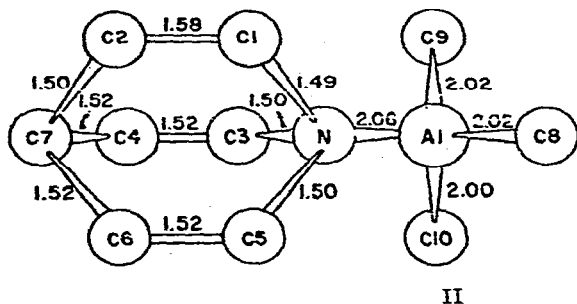
The structure shows that the hydrogens are not in a position to bond strongly with the aluminum atom and supports the three centered Al-C-Al bridged bond originally postulated. Electron diffraction studies

were carried out on both the monomer and dimer in the gas phase [2]. These results showed that the terminal Al-C distance (1.957°) in the dimer and the Al-C distance in the monomer were the same. Furthermore, these bond distances are within experimental error of the terminal Al-C distance reported from the x-ray crystallographic determinations. The bridge Al-C distance determined for the gas phase was 2.140\AA [2], again very close to the value obtained in the crystal (2.125\AA) [1]. It would appear, therefore, that little difference in structure occurs between the gaseous and crystalline dimer. The data from the electron diffraction study were also interpreted to mean that in monomeric Me_3Al nearly free rotation of the methyl groups take place, while substantial rotation and other vibrational motions occur in the dimeric molecule. The Raman spectrum has also been reported for both the monomeric and dimeric Me_3Al in the gas phase [3]. The monomer was found to have a spectrum very similar to that of the other Me_3M derivatives of Group III. The force constants were calculated assuming D_{3h} symmetry and free rotation of the methyl groups, and were then compared to those observed for the other Group III methyl derivatives.

The structure of the dimeric $\text{Me}_4\text{Al}_2\text{H}_2$ was studied by electron diffraction and the molecule was shown to have hydrogen bridging groups [4]. The Al-Al distance (2.62\AA) was equal to that reported in Me_6Al_2 dimer in the gas phase and only 0.02\AA longer than that reported in the solid. The terminal Al-C bonds were equal to those in the Me_6Al_2 dimer.

Two studies have been reported on adducts of Me_3Al . The first records the crystal structure of trimethyl(quinuclidine)aluminum [5]

as indicated in II. The Al-C distances were found to be 2.02\AA which

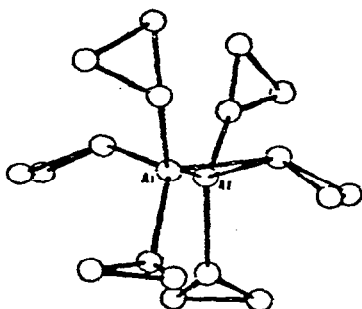


II

The Structure of $\text{Me}_3\text{Al-NC}_7\text{H}_{13}$ after

C. D. Whitt, et al., ref. 5.

is very similar to that observed in trimethylaluminum. The Me_3Al portion of the molecule is somewhat flattened with C-Al-C angles of approximately $113-114^\circ$, slightly larger than the tetrahedral angle. A brief discussion of the causes for this distortion is presented. An electron diffraction study on the trimethylaluminum-trimethylamine adduct gave similar results for geometry and bond lengths around the aluminum atom [6]. The crystal structure of hexacyclopropyldi-aluminum has also been reported and yields similar Al-Al and Al-C bond distance to those recorded for trimethylaluminum dimer [7]. An interesting feature of this structure is that the bridging cyclopropane rings are to the same side of the Al-C four membered ring as indicated in III giving rise to the magnetic nonequivalence of the terminal groups observed in the nmr spectrum. This feature is discussed further under exchange studies. Several other structures were determined in which different groups were attached to the aluminum which gave rise either to bridged species or monomeric derivatives with Al-C terminal



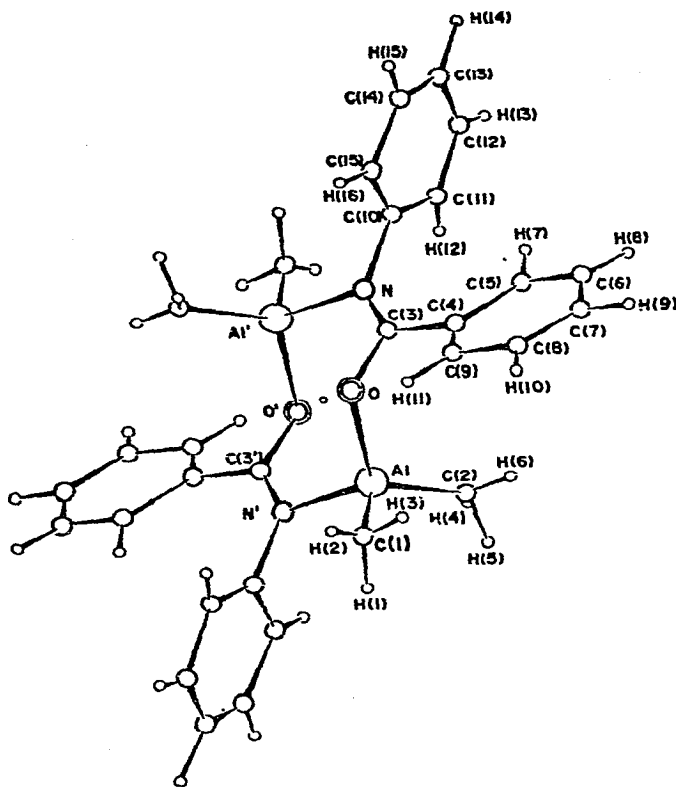
III

The Structure of $(\text{c-C}_3\text{H}_5)_6\text{Al}_2$ after

J. W. Moore, et al., ref. 7.

groups [8, 9]. Kai, et al. [8] determined the structure of the stereospecific polymerization catalyst of acetaldehyde, dimethylaluminum *N*-phenylbenzimidate dimer, $[\text{Me}_2\text{AlOC}(\text{Ph})\text{NPh}]_2$ as shown in IV. Two features of this structure should be noted, first the Al-C bond distance remains the same and second, and of more interest, that this stereospecific catalyst contains an eight membered ring with apparent delocalization of electrons over the N-C-O linkage. The structure of $[\text{Me}_2\text{AlOC}(\text{Ph})\text{NPh}\cdot\text{ONMe}_3]$ has also been reported [9]. This compound has been shown to be monomeric with the oxygen atoms in each coordinating group bound to the aluminum atom forming a slightly distorted tetrahedral coordination. It, unlike the compound noted above, does not have catalytic activity in the polymerization of acetaldehyde.

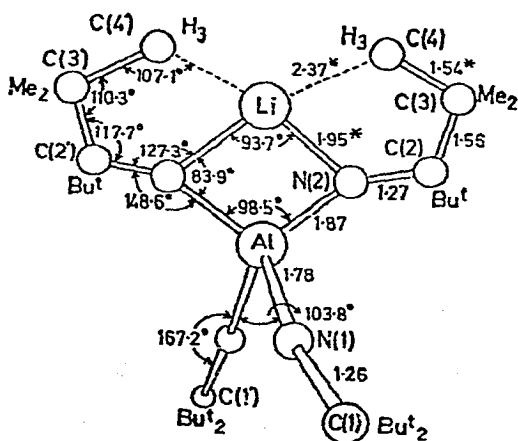
Shearer, et al. [10] prepared the compound, $\text{LiAl}[\text{N}=\text{C}(\text{t-Bu})_2]_4$ by reaction of AlCl_3 with $(\text{t-Bu})_2\text{C}=\text{NLi}$. They determined its structure to be that shown in V by x-ray crystallography. Two interesting points were made. First the Al-N distances observed for the



IV

The Molecular Structure of $[\text{Me}_2\text{AlOC}(\text{Ph})\text{NPh}_2]_2$

After Kai, et al., ref. 8.



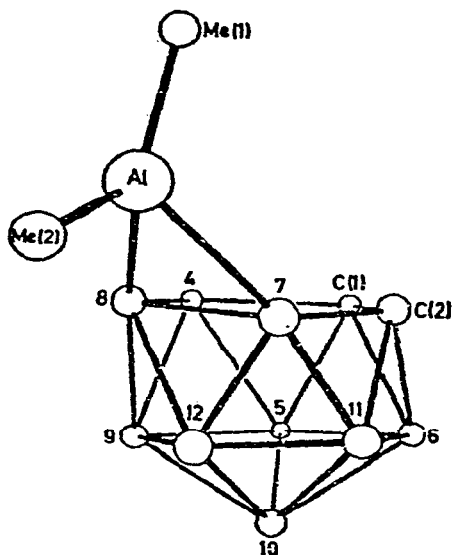
V

The Molecular Structure of $\text{LiAl}[(\text{N}=\text{C}(\text{t-Bu})_2)]_4$

After Scherer, et al., ref. 10.

non-bridging groups were found to be appropriate for appreciable $N \Rightarrow Al$ ($p \rightarrow d$) dative π -bonding and second, the two groups bridging the Al to the Li also appear to be involved in a novel Li... H-C interaction.

The final crystal structure of an organoaluminum compound reported in 1971 is that of $B_9C_2H_{12}AlMe_2$ [11]. The Me_2Al group is bound to the edge of the B_9C_2 moiety as indicated in VI. The hydrogen



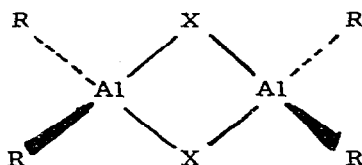
VI

The Molecular Framework of $B_9C_2H_{12}AlMe_2$ After
Churchill, et al., ref. 11.

atoms in the structure have not been located but from the similarity to the B-Al bond length (2.15 \AA) in $Al(BH_4)_3$ and that observed in the present compound (1.94 \AA) as well as from an interpretation of the 1H and ^{11}B nmr spectra, the authors concluded that the aluminum atom was held to the cage by two Al-H-B bridge bonds. The ^{11}B nmr spectrum also

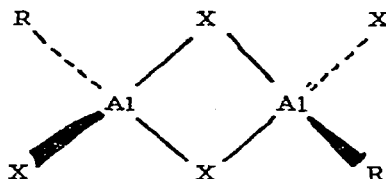
was temperature dependent and this was interpreted in terms of a rapid exchange of hydrogens bridged to the Al atom.

Other studies providing structural information about organo-aluminum compounds include work on the ^{27}Al nqr studies on $\text{R}_n\text{AlX}_{3-n}$ ($\text{X} = \text{Cl}$ or Br ; $\text{R} = \text{Me}$, Et , Pr , $i\text{-Bu}$, or Ph) [12]. It was shown that the three trialkylaluminum species had similar asymmetry parameters (λ) and coupling constants e^2Q_q indicating that in the solid state all had similar dimeric structures. The data supported halide bridges for $\text{R}_4\text{Al}_2\text{X}_2$ species as shown in VII, and trans oriented halogens in



VII

the $\text{R}_2\text{Al}_2\text{X}_4$ derivative as shown in VIII. The relationship between the observed quadrupolar coupling constants and electron distribution within the various orbitals was discussed.

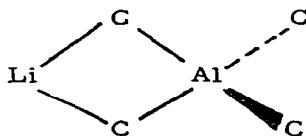


VIII

Ohkubo, et al. [13] have reported extended Huckel calculations on trimethylboron and aluminum, and calculated a significant difference

in bonding. Unfortunately, their results predicted that both species should be more stable in monomeric form, however they did order the stabilities correctly with monomeric Me_3B more stable than Me_3Al .

Wilkie has examined the ir and Raman spectra of LiAlMe_4 [14] and of both LiAlEt_4 and NaAlEt_4 [15] in some detail. After a variety of isotopic substitutions it was shown that Li interacted strongly with the organic groups in both cases. It was concluded that a bridged structure, as indicated in IX, was the form present in the solid for both methyl and ethyl derivatives. NaAlEt_4 gives a much simpler spectrum which appears to be consistent with little interaction of the cation with the metal alkyl anion leaving the Al atom in T_d symmetry.



IX

Ruch'eva, et al. [16] have recorded the ir spectra of the Group III derivatives of the type $(\text{C}_6\text{D}_5)_3\text{M}$ including Al between 200 and $2,600\text{cm}^{-1}$. They have reported calculations of in-plane and out-of-plane normal vibrations with use of the force field observed in the undeuterated molecule.

Bürger et al. [17] carried out a complete normal coordinate analysis of the silylamides, $\text{Al}[\text{N}(\text{SiMe}_3)_2]_3$, $\text{Ga}[\text{N}(\text{SiMe}_3)_2]_3$, and $\text{In}[\text{N}(\text{SiMe}_3)_2]_3$. They found that the compounds were all monomeric and the central metal atom was in a trigonal environment. Good agreement of calculated and observed frequencies was achieved with the following

M-N stretching force constants; Al-N, 2.09; Ga-N, 1.95; and In-N, 1.77 $\frac{\text{mdyn}}{\text{\AA}}$.

Finally epr spectroscopic measurements were made on a series of radicals produced by the irradiation of a series of hydrides and alkyls of Al, Si and P [18]. The results of these studies showed that the series changed from nearly flat AlR_3^- radical to a pyramidal PR_3^+ radical. This change was accentuated when R = alkyl as opposed to a hydrogen atom. This result was interpreted in terms of an increasing 3p to 3s ratio of orbitals used in bond formation.

B. Studies of Dissociation and Exchange Reactions and of Addition Compound Formation.

Hay, Hooper and Robb [19] presented a critical review of both the kinetic and thermodynamic data available in the literature dealing with the dissociation of trimethyl- and triethylaluminum dimers. Their best estimates of these parameters for reaction 1 are summarized as follows



For trimethylaluminum:

$$\Delta H_{\text{d}(g)} = 20.2 \pm 0.3 \text{ kcal/mole of dimer} \quad (2)$$

$$\text{and } \Delta H_{\text{d}(l)} = 16.5 \pm 1.5 \text{ kcal/mole of dimer} \quad (3)$$

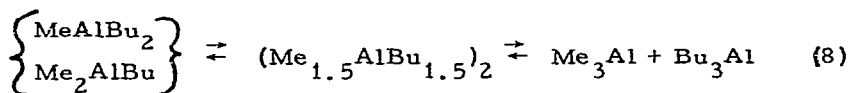
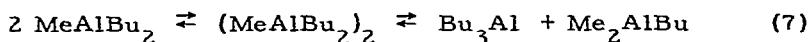
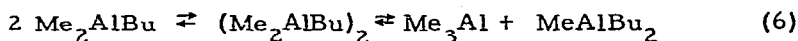
while for triethylaluminum the values are:

$$\Delta H_{\text{d}(g)} = 10.2 \pm 1.0 \text{ kcal/mole of dimer} \quad (4)$$

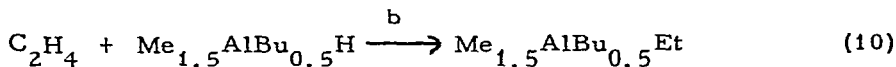
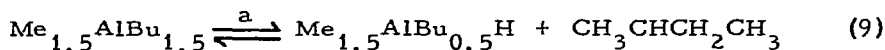
$$\text{and } \Delta H_{\text{d}(l)} = 8 - 14 \text{ kcal/mole of dimer} \quad (5)$$

Egger and Cocks [20] have studied the thermal decomposition of Me_2AlBu in the presence of excess ethylene between 401-478^oK. On

the basis of their studies, they proposed the following rapidly established equilibria.

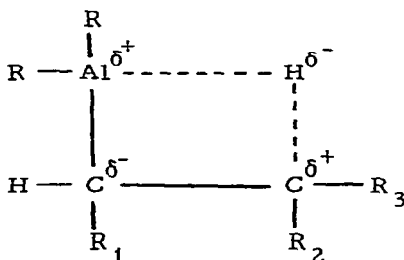


with the elimination reaction described by



In the presence of excess ethylene the elimination reaction in 9 was the slow, irreversible, and rate controlling step, as $k_b \gg k_a > k_{-a}$. The parameters for this reaction were given as the observed rate constants, $\log k (\text{sec}^{-1}) = (10.85 \pm 0.18) - (27.80 \pm 0.36 / \Theta)$, where Θ equals $4.58 \times 10^{-3} T$ in kcal/mole resulting in a negative intrinsic entropy of activation of 13.0 cal/ $^\circ\text{K}$ mole.

This reaction was compared with earlier studies on R_3Al derivatives made by these authors and discussed in terms of the tight four centered transition state shown in X.



X

A brief study of the mass spectrum of $(\text{Me}_3\text{Al})_2$ was presented in a discussion of other groups III alkyls which confirmed earlier mass spectral investigations of $(\text{Me}_3\text{Al})_2$ [21]. In addition several new fragments were identified and it was shown that the abundance of the molecular ion decreased in the order $\text{Al} > \text{B} > \text{Ga} > \text{In} > \text{Tl}$. A more complete discussion is given in the review of indium and gallium.

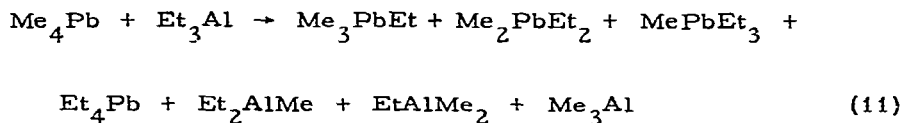
In the closely related aluminum alkoxides, Wilson [22] has presented a calorimetric investigation of the heat of formation of tri-isopropylaluminum and the energy required to dissociate an Al-O bridge bond. His estimates of these values were for the heat of formation of tetrameric tri-isopropoxyaluminum, $\Delta H_f^\circ = -5149.5$ kJ/mole, and for the heat of formation of the gaseous dimer, $\Delta H_f^\circ = -2466.9$ kJ/mole. These results led to a minimum value of $\Delta H_{\text{het}} = 131.5$ kJ/mole for the Al-O bridge bond.

The reports appearing on alkyl exchange reactions involving aluminum derivatives have decreased. Matteson [23] reinterpreted the self-exchange of trimethylaluminum and the exchange between trimethylaluminum and trimethylgallium. His analysis of the data supports the dissociative mechanism for the exchange processes involving trimethylaluminum and does not require one to invoke a complex solvent cage effect to account for the behavior of any of the systems involved. It does predict a slight concentration dependence for the rate of exchange in the Al-Ga system which has not been observed due to the limited concentration ranges studied. A test of this would be of general interest.

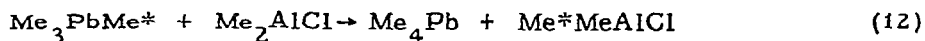
A second paper dealing in part with exchange process in the

$\nabla_4\text{Al}_2\text{Me}_2$ system has shown that the cyclopropyl groups are located preferentially in the bridging sites and that the orientation of these groups give rise to non-equivalent terminal methyl groups [7]. In this instance, a pseudo rotational barrier involving the aluminum-carbon bridged bond has been reported of about 11 kcal/mole. This adds a new dimension to the study of exchange process involving bridged organometallic compounds and indicates some of the complexities of these reactions which are still not understood.

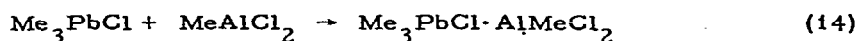
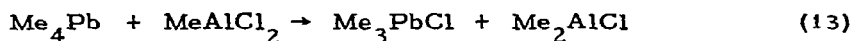
Boleslawski, et al. [24] have proposed a series of exchange reactions and the formation of several complexes between $\text{R}_3\text{AlX}_{3-n}$ derivatives and Me_4Pb . The first of these is described by 11.



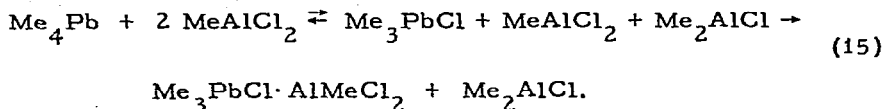
This reaction is supported by nmr studies. They also reported reaction 12,



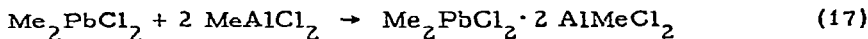
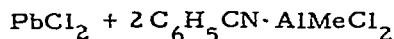
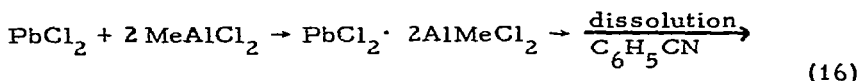
which was supported by observation of broadened nmr lines interpreted by the authors to be the result of exchange. No additional data was presented, however, and this result might also be accounted for in terms of exchange of complexes formed such as they proposed for MeAlCl_2 with Me_4Pb . They observed no chlorine exchange in reaction 12. With Me_4Pb and MeAlCl_2 , two reactions were reported as seen in 13 and 14. These reactions are complicated by additional exchanges as



indicated in 15 and therefore the nature of the system is dependent on

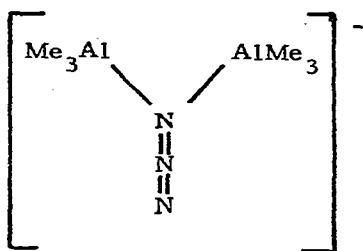


the stoichiometry used. Although not noted in the paper, it should be clear that a variety of aluminum compounds will be present, such as $\text{Me}_4\text{Al}_2\text{Cl}_2$, $\text{Me}_3\text{Al}_2\text{Cl}_3$, $\text{Me}_2\text{Al}_2\text{Cl}_4$. These authors also discussed the path of exchange and influence that the formation of the benzonitrile-aluminum adduct has on the exchange reaction. This same research group [25] reported on the formation of complexes between PbCl_2 and Me_2PbCl_2 with MeAlCl_2 as indicated in 16 and 17. They supported this preliminary report with nmr data and with a cryoscopically determined

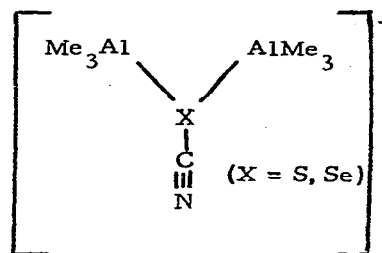


molecular weight of 530-540 for the latter complex (theoretical 534).

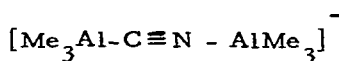
Weller, et al. [26] reported the formation and ir spectra of the following complexes with the $[\text{NMe}_4]^+$ counter ions: $[(\text{Me}_3\text{Al})_2\text{N}_3]^-$, $[\text{Me}_3\text{AlN}_3]^-$, $[(\text{Me}_3\text{Al})_2\text{SCN}]^-$, $[\text{Me}_3\text{AlSCN}]^-$, $[(\text{Me}_3\text{Al})_2\text{CN}]^-$, $[(\text{Me}_3\text{Al})_2\text{SeCN}]^-$, and $[(\text{Me}_3\text{Al})_3\text{C}(\text{CN})_3]^-$. These were prepared by simple addition reactions and the structures indicated in XI, XII, XIII, and XIV were proposed in addition to the normal four coordinate aluminum complexes. Atwood, Milton, and Seale [26] have also prepared the thiocyanate complex $\text{K}[(\text{Me}_3\text{Al})_2\text{SCN}]$ and have shown that it de-



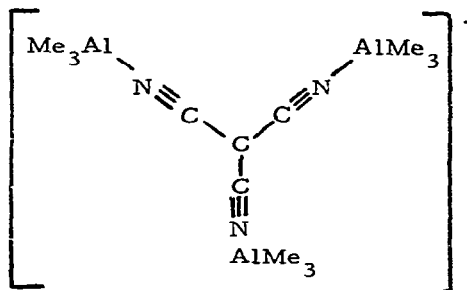
XI



XII

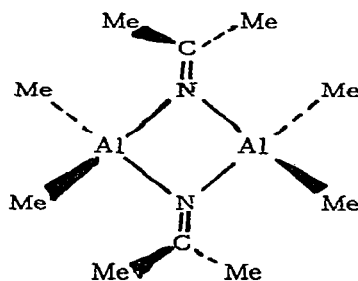


XIII



XIV

composes thermally to yield a compound which has the empirical formula corresponding to $\text{Me}_2\text{CNAI Me}_2$ with the proposed structure given in XV.

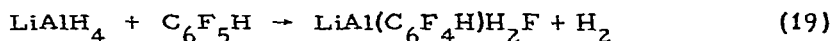
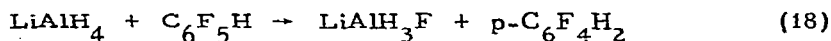


XV

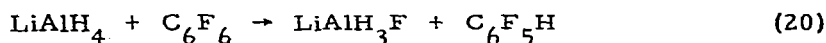
C. Synthesis and Reactions of Compounds Containing Al-C Bonds.

In a single report on perfluoroaluminum compounds, Dickson and Sutcliffe [28] stated that LiAlH_4 reacts with fluorobenzenes in different

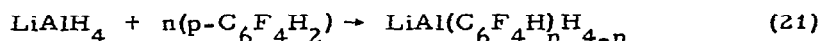
manners depending on the degree of substitution to yield fluorophenylaluminum derivatives. With C_6F_5H reactions 18 and 19 was observed in which a fluorophenylaluminum compound was produced. With C_6F_6 ,



the additional reaction noted in 20 took place while 1, 2, 4, 5-tetra-



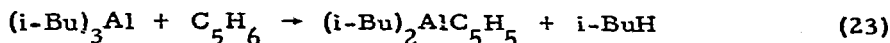
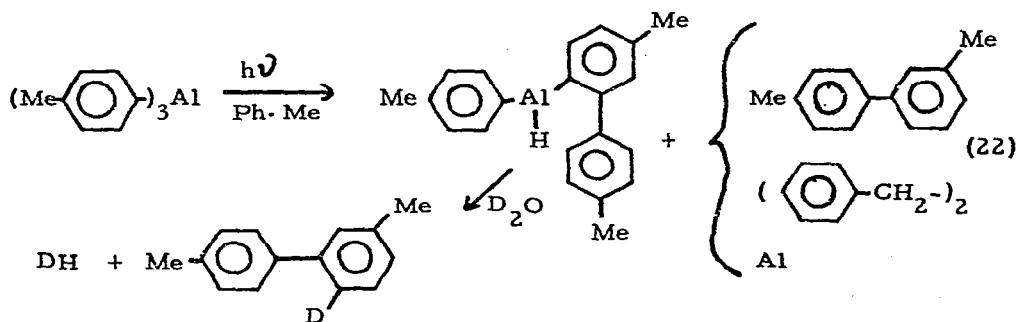
fluorobenzene was shown to react via 21. The aluminum compounds



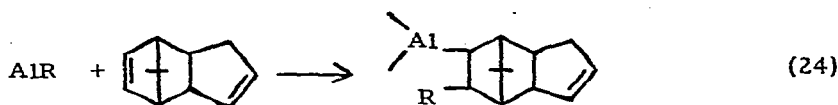
could not be isolated free of THF but were characterized by their nmr spectra and by chemical reactions.

Eisch and Considine reported [29] on the specific ortho-arylation in the photochemical rearrangements of the tri-m-tolyl- and tri-p-tolylaluminum systems. The reaction observed is indicated in 22.

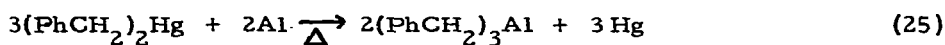
Kroll and Hudson [30] investigated the metalation of cyclopentadiene with $(i-Bu)_3Al$ and found that this reaction proceeded as indicated in 23.



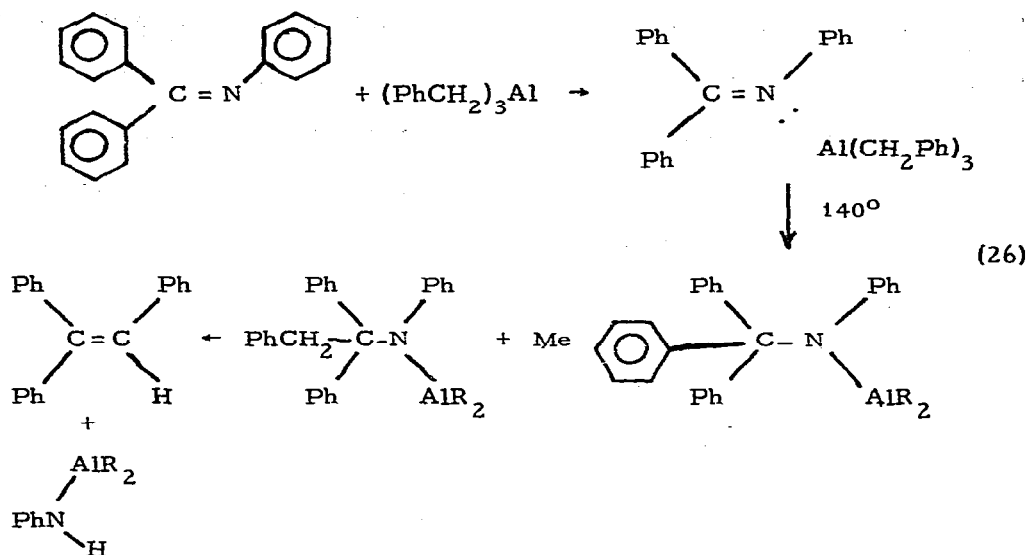
The reaction was extremely sluggish and only occurred at elevated temperatures in the gas phase where a number of side reactions also occurred. In addition, they reported on the reaction of endo-dicyclopentadiene with $(i\text{-Bu})_3\text{Al}$. This compound was found to undergo carboalumination as seen in 24 very readily. A similar reaction was also noted with $(i\text{-Bu})_2\text{AlH}$ at 60° .



Eisch and Biedermann [31] examined the reactions of pure tribenzylaluminum, $(\text{PhCH}_2)_3\text{Al}$, and its etherate in order to evaluate the structural factors leading to either normal or allylic reactions with allylic C-Al bonds. $(\text{PhCH}_2)_3\text{Al}$ was found to be most readily prepared by reaction 25 or alternately by the reaction of $\text{AlCl}_3 \cdot \text{Et}_2\text{O}$ with



PhCH_2MgX . An investigation of the nmr spectra between $+25$ to -90° gave rise only to a single nmr spectrum interpreted to mean that benzylaluminum is monomeric. Its reaction with D_2O and CO_2 were normal and its addition to $\text{PhC} \equiv \text{CPh}$ yielded the *cis* addition product. The reaction of unsolvated $(\text{PhCH}_2)_3\text{Al}$ to benzophenone anil was studied and found to proceed as indicated in 26. All of the products which were

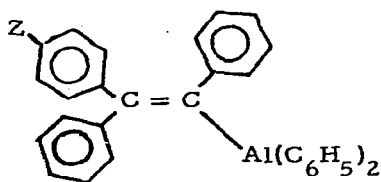


observed point to exclusive 1, 2-addition of $(\text{PhCH}_2)_3\text{Al}$ to benzophenone anil. Possible reasons for this are discussed.

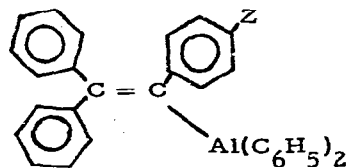
The basis of many of the industrial polymerization reactions and the synthesis of long chain organic species is often dependent on the addition of Al-C bonds to multiple bonded species. Typical of this type of application is the report by Mischenko, et al. [32] who studied the addition of Et_3Al to ethylene to yield α -olefines under a variety of conditions.

Eisch and Hordis [33, 34] have attempted to evaluate a number of factors related to this general topic. They have investigated both the stereochemical [33] and kinetic [34] effects of the substituent on the addition of Ph_3Al to para-substitute diphenylacetylenes. The para substituents (Z) employed were the Me_2N , MeO , Me , MeS , H , Cl , CF_3 and MeSO_2 groups, but the acetylenes with the latter two substituents

fail to react normally. The others underwent stereospecific *cis* addition to yield mixtures of the two isomers XVI and XVII. The logarithm of the ratio of these isomers correlated linearly with the Hammett σ values

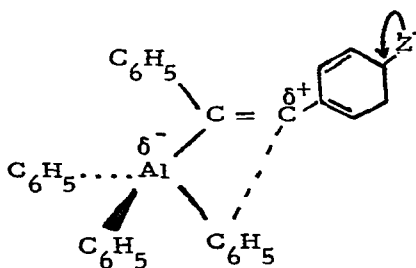


XVI

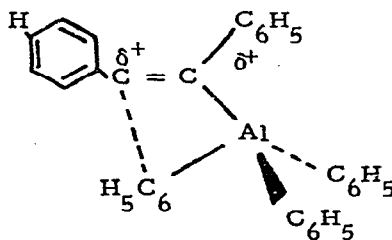


XVII

of the *para* substituent ($\rho = -0.713$). The regioselectivity and *cis* stereospecificity, as well as the rate retarding effect of donor solvents, were shown to be in accord with a kinetically controlled electrophilic attack of the aluminum center on the triple bond. The proposed transition states for the additions are shown in XVIII and XIX. The



XVIII

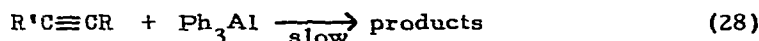


XIX

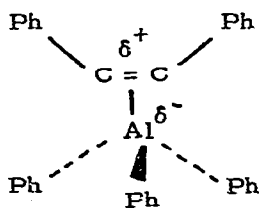
small $\Delta\rho$ value may occur as the result of participation of the phenyl group as a π base.

Kinetic studies provided additional information concerning the course of the reaction.[34]. It was shown that if the substituent, Z,

was a Lewis base, i. e., Me_2N , MeO , etc., the rates of reaction were not readily analyzable; however, for the diphenylacetylene itself and for the p-chloro and p-methyl derivatives, it was shown that the overall rate was 3/2 order, first order in acetylene and 1/2 order in triphenylaluminum. The p-chloro group modestly retarded and the p-methyl definitely enhanced the reactivity of the diphenylacetylene moiety to carboalumination. These data, along with the strong retarding influence of donor molecules on the rate, lead to the suggested mechanism in which initial dissociation of dimer occurs followed by the electrophilic attack of the tricoordinate aluminum on the acetylene in the rate determining step.



In addition to the transition states cited above in XVIII and XIX, the possibility of the initial formation of an Al- π complex as seen in XX was considered.

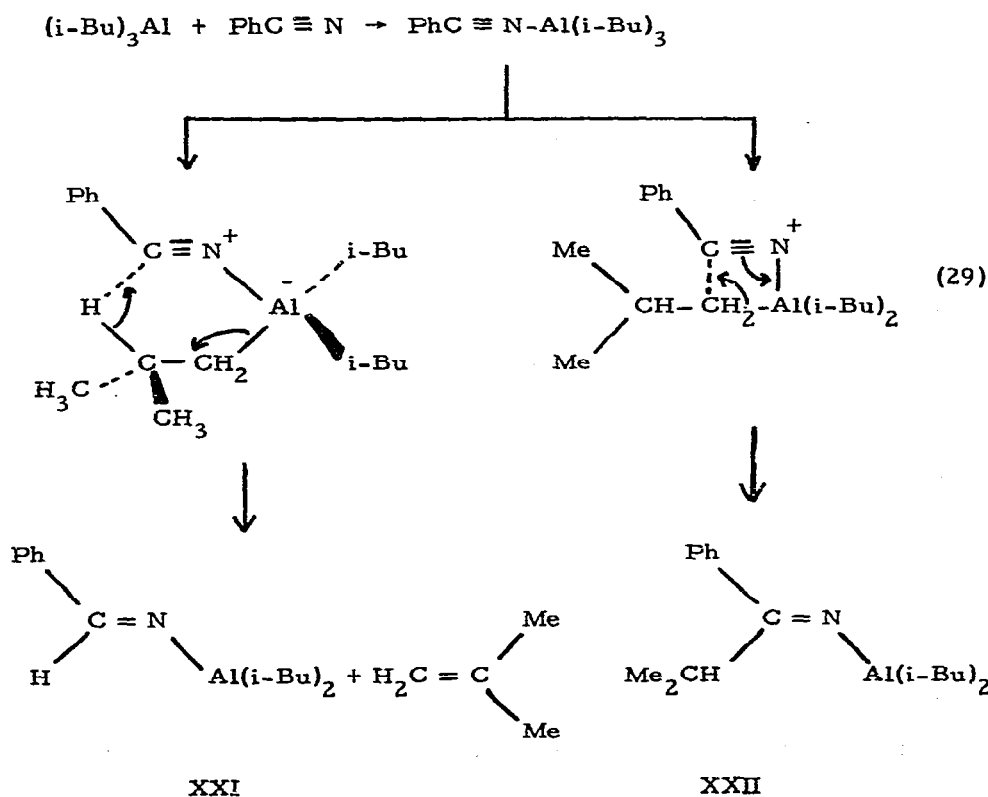


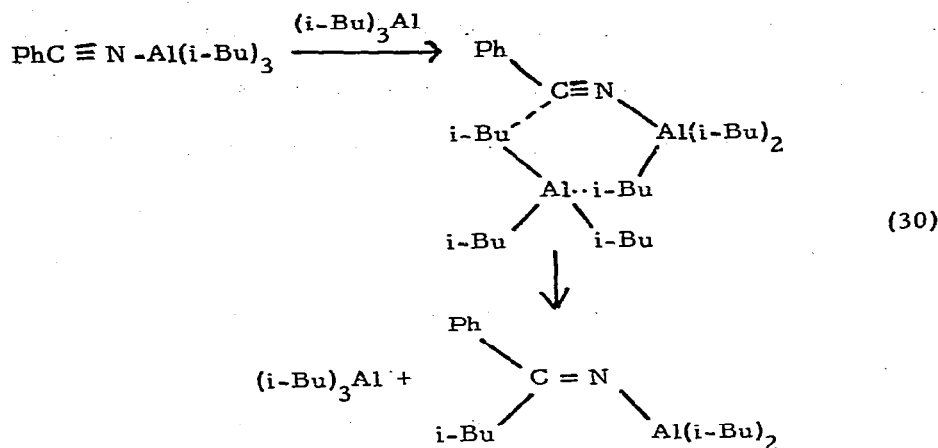
XX

D. Nitrile Addition Reactions

The reaction of triisobutylaluminum, $\{(\text{i-Bu})_3\text{Al}\}_2$ with benzonitrile has been investigated by Lardicci and Giacomelli [35]. They have

shown that both reduction and addition products are formed with the reduction products always in excess. It was shown that the reactants formed a complex which then proceeded to the products through a thermal rearrangement. This is illustrated in 29. An alternate path in 29, was also proposed for the formation of the addition product XXII which was consistent with the experimental observations when excess $(i\text{-Bu})_3\text{Al}$ was present. This path involves a six centered transition state. This latter mechanism is also consistent with the partial racimization observed in the reaction of (+) tris [(S)-2-methylbutyl]-aluminum with benzonitrile.



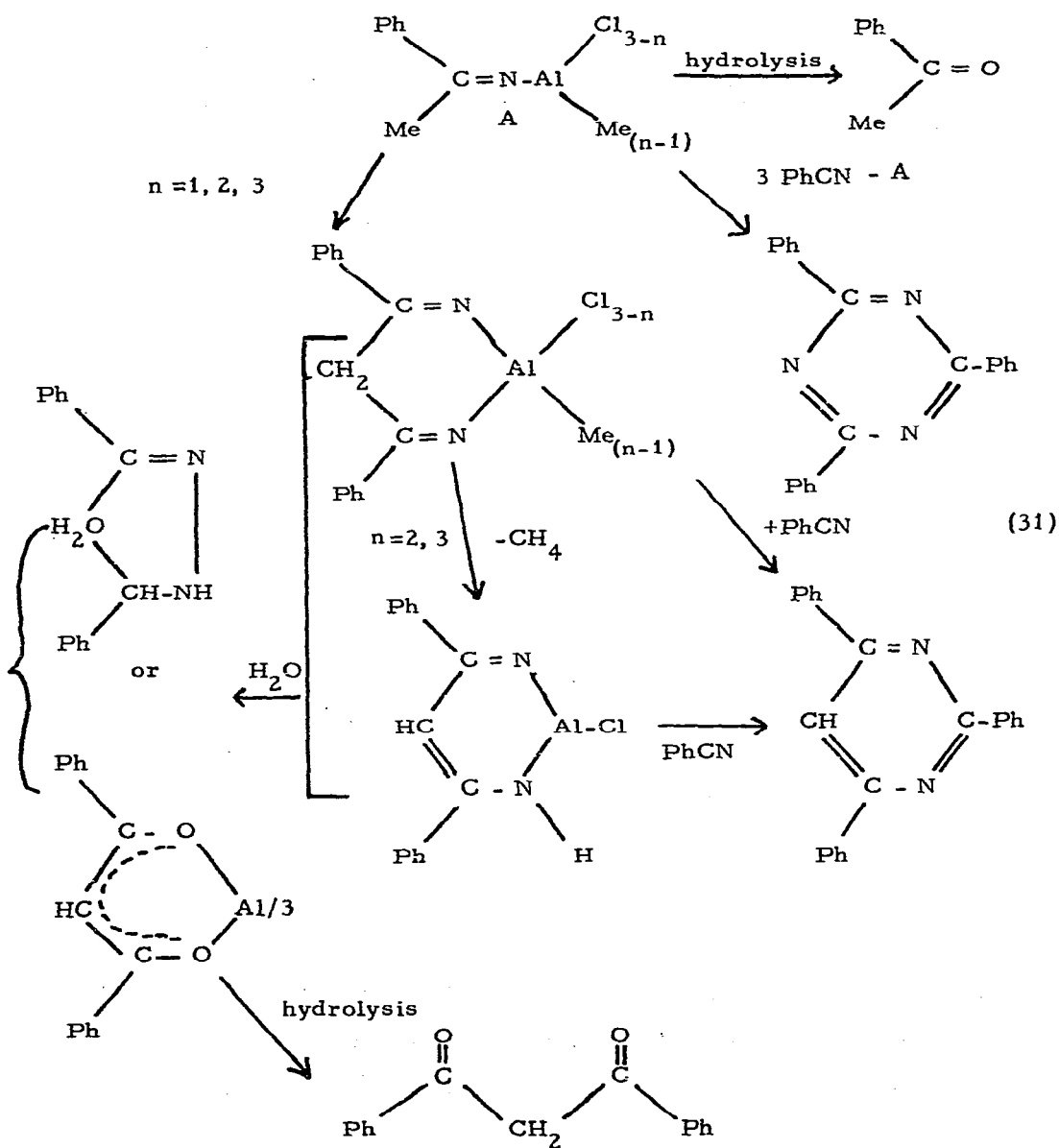


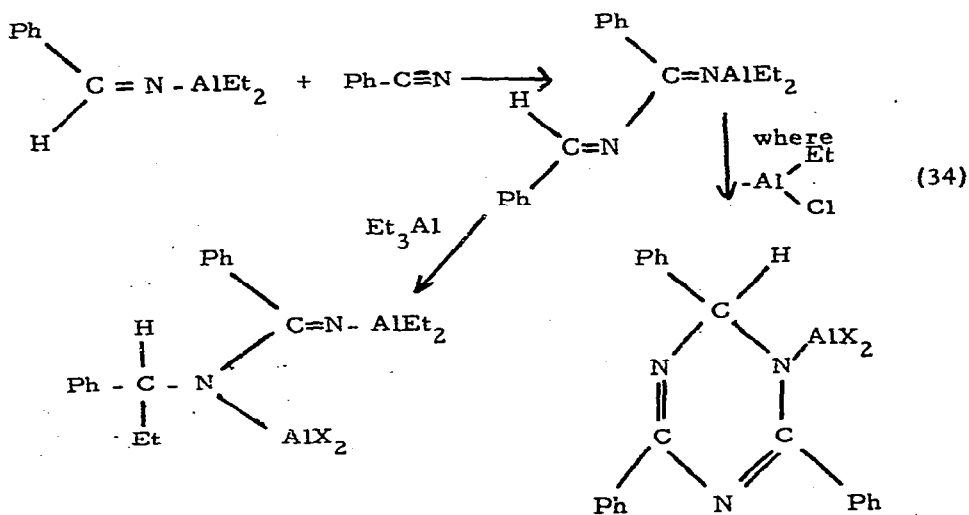
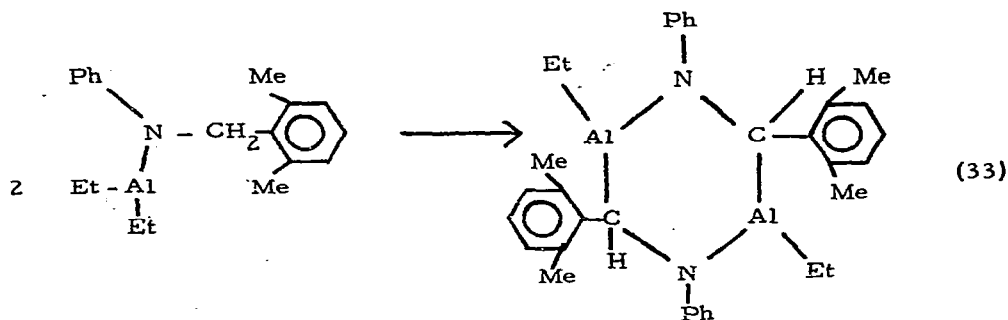
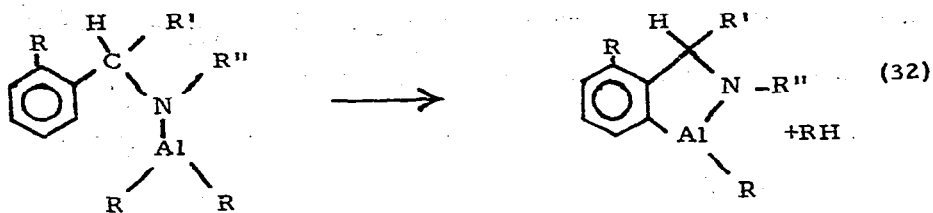
The reaction of benzonitrile with methylaluminum derivatives, $\text{Me}_n\text{AlCl}_{3-n}$, has been studied by Kuran, et al. [36]. The reaction, as studied by these workers, yields a variety of different products dependent upon the method of work up. These include acetophenone, 3,5-diphenyl-2-pyrazoline hydrochloride or tris(1,3-diphenylpropane-1,3,-dionato)aluminum, 2,4,6-triphenylpyrimidine, triphenyl-s-triazine, and methane. The reactions are postulated to go through addition compound formation as previously noted followed by various rearrangement or further addition steps. Some of the reactions which were proposed and the products arising from them are illustrated in 31.

Hoberg [37] also has shown that on warming *n*-benzylamino-alanes ring closure occurs between the aluminum and the ortho position of the phenyl ring as seen in 32. If substituents are present in both ortho positions then reaction occurs by a different route as indicated in 33. The compounds were identified by their ir and mass spectra.

Hoberg and Mur [38, 39] have investigated a number of reactions of Al-N bonded species with nitriles. They have found that compounds of the type $\text{Cl}_n\text{Et}_{2-n}\text{AlN}=\text{CHR}$ ($n = 0, 1, 2$) react initially with aromatic

nitriles by addition to the $-C\equiv N$ as seen in 34. The subsequent reactions of Al-C, Al-N, or cycloaddition are influenced by, n , the number of Et and/or Cl groups. Previously these authors [39] had reported on the reaction of benzonitrile with dialkyl- or alkylarylamino-aluminum derivatives. They observed that for the sterically hindered

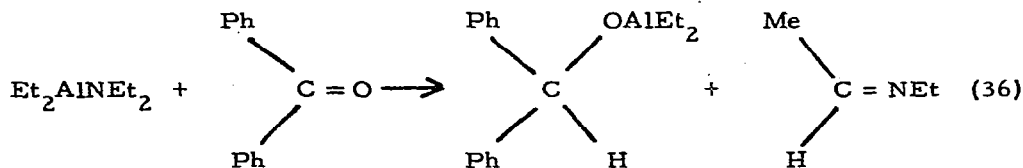
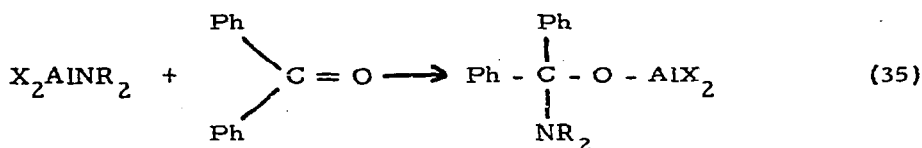




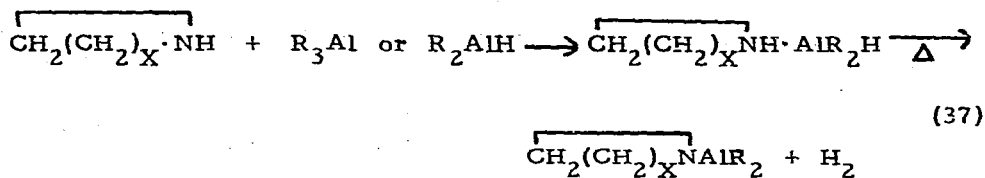
compounds $\text{Et}_2\text{AlNPh}_2$ and $\text{Et}_2\text{AlN}(\text{C}_6\text{H}_{11})_2$ the addition reaction was suppressed substantially (50% yield) and side reactions occurred. The general addition reactions of these derivatives were discussed.

E. Formation and Reactions of other Aluminum Nitrogen Bonded Compounds.

Hoberg and Tkatchenko [40] also investigated the reaction of aluminum amides X_2AlNR_2 ($R = \text{Me, Et}$ and 1-pyrrolidienyl) with benzophenone and found different reaction paths depending upon the other (X) substituents on the aluminum. For $X = \text{Cl}$, the main reaction was 1, 2-addition of the Al-N to the C=O bond, leading to $\text{Ph}_2\text{C}(\text{NR}_2)\text{OAlCl}_2$ which on addition of R_2AlH gave Ph_2CHNR_2 . For $X = \text{Et}$, the reduction by N-alkyl groups was promoted and gave a main product $\text{Ph}_2\text{CH}(\text{OH})$. These reactions are shown in 35 and 36.



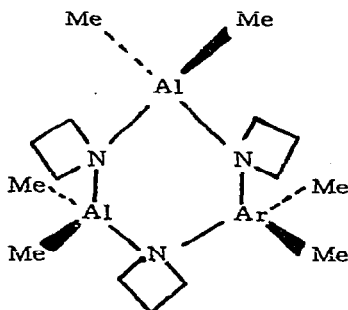
Storr and Thomas [41] have investigated the preparation and structure of a series of cyclic imino-compounds of aluminum, gallium and indium. For the aluminum compounds, they reported two general preparative reactions as described in 37 with the hydride providing a smoother route. The products were characterized by cryoscopic



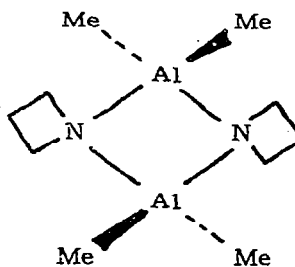
X = 1, 2, 3, 4

R = Me, Et, i-Bu

molecular weight measurements, nmr, and mass spectral studies. They were found to vary between dimer and trimer with the more sterically hindered derivatives in the dimeric state. It was found that in the cases where both existed in equilibrium, conversion from one form to the other was slow. The proposed structures for the species are given in XXIII and XXIV. The equilibrium constant and the mechanism of conversion between these two forms is discussed. It was also suggested that rapid conformational changes occurred with the ring systems which gave rise to magnetic equivalence of the sites on the rings.

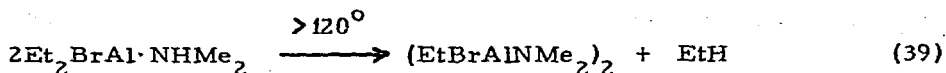
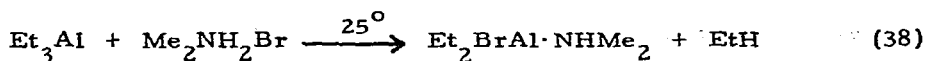


XXIII



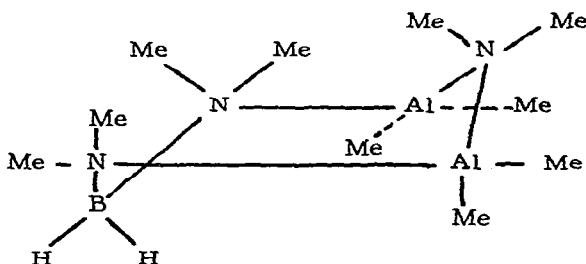
XIV

Preparation of the derivative $(\text{EtBrAlNMe}_2)_2$ by the reaction sequence indicated in 38 and 39 has been reported [43]. Studies on the

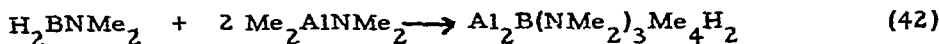
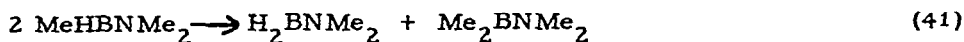
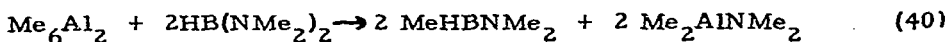


nmr spectrum of the final product were interpreted to mean that the NMe₂ group occupied the bridging position, and that the Br atoms were trans to one another. The appearance of two methylene quartets for Et₂BrAl·NHMe₂ was interpreted in terms of restricted rotation about the C-Al bond.

Hall and Schram [43] have prepared the novel compound Al₂B(NMe₂)₃-Me₄H₂ and proposed the structure shown in XXV based on ¹H and ¹¹B nmr spectra and on ir studies. The proposed sequence of reactions for the preparation of the compound is given in 40, 41 and 42.



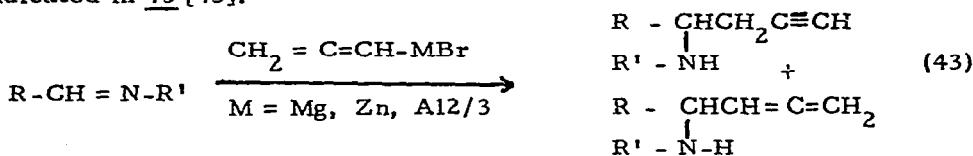
XXV



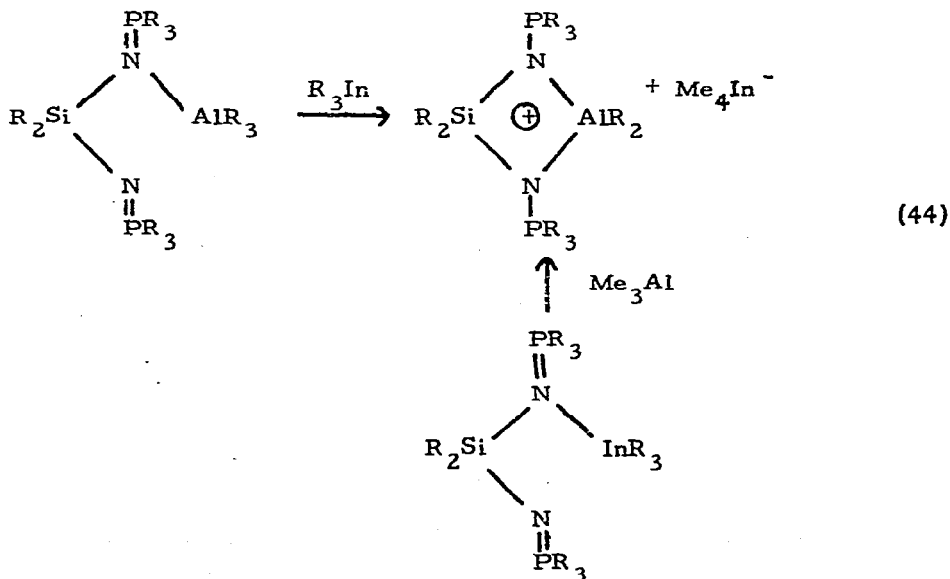
A variety of other reactions have been reported which involve nitrogen containing compounds. Danilov, et al. [44] have noted that

BuN_3 reacts with Et_3Al in benzene (10 hr. at 40°) to give the adduct $\text{C}_{10}\text{H}_{24}\text{AlN}_3$ which on hydrolysis with $\text{NH}_4\text{Cl-NH}_4\text{OH}$ in Et_2O gave ethane and BuN=NNHEt . Similarly, PhN_3 gave the 1:1 adduct which was converted in 50% yield to PhN=NNHEt .

Aldimines, $\text{RCH=CNR}'$ ($\text{R} = \text{Me}, \text{Me}_2\text{CH}, \text{Me}_2\text{CHCH}_2, \text{Ph}$; $\text{R}' = \text{Me}, \text{Bu}, \text{Me}_2\text{CH}, \text{Ph}$) were treated with $\text{CH}_2=\text{C=CHMBr}$ and gave products as indicated in 43 [45].



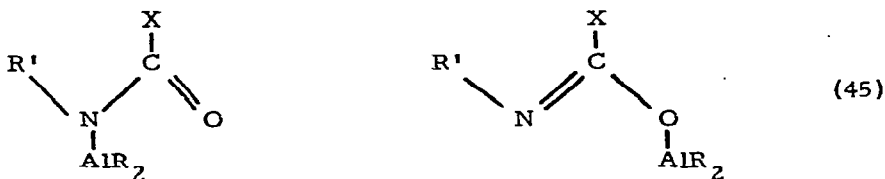
It has also been shown [46] that either Ph_3Al or Ph_2Zn react with RNHPPh_2 ($\text{R} = 2, 3\text{-Me}_2\text{C}_6\text{H}_3$; $4\text{-MeC}_6\text{H}_4$, or 2-pyridyl) in Et_2O to give the corresponding $\text{Ph}_2\text{AlNRPPh}_2$ and PhZnNRPPh_2 . The addition compounds of Me_3Al and Me_3In with $(\text{R}_3\text{P=N})_2\text{SiR}_2$ have been shown to undergo the interesting rearrangement in 44 leading to cationic four



membered rings and Me_4In^- [47]. The ionic species was characterized by its ir and nmr spectra.

Two other studies involving the reactions of aluminum adducts with nitrogen containing compounds have been reported. Buczkowski, et al. [48] reported ^1H nmr studies on the adducts of $i\text{-PrN}(\text{Me})\text{Ph}$ with MeAlCl_2 and Me_2AlCl in which they observed that nitrogen inversion was slowed on adduct formation. They suggested that exchange processes involving the adducts were similar to those which have been reported in past years for Al, Ga, and In amine addition compounds.

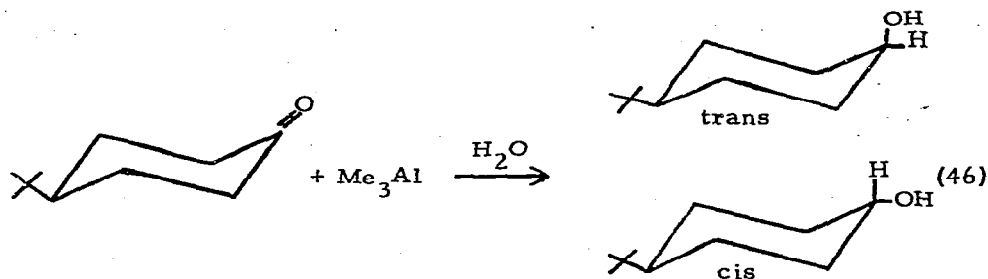
Hirabayashi and co-workers [49] concluded from variable temperature nmr studies on the dimethylaluminum derivative of n -phenyl carbamate that a 1, 3-shift occurred as illustrated in 45.



F. Formation and Reactions of Aluminum-Oxygen Bonded Compounds.

The reactions which involve attack of aluminum on oxygen derivatives, ketones, acids, etc., are of major importance because of synthetic value. In addition the alkoxides often formed play an important role in the formation of stereospecific catalysts.

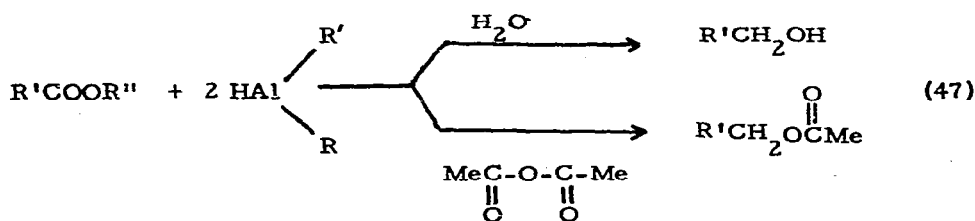
A variety of reactions of aluminum alkyls with ketones and epoxides have been reported. Namy [50] has shown that reactions of Me_3Al proceed via 46.



When the Al/C=O ratio is 2/1, the cis compound is the major product; when the ratio is 1/1, then the trans product predominates. The former is thought to be formed via a six centered transition state while the latter occurs through a four centered process. He has also investigated the reaction of Me_3Al and Et_3Al with cis-1-phenyl-1,2-epoxypropane and observed retention of configuration [51]. This general reaction with epoxides was discussed further in papers by Namy, et al. [52, 53] and appears to be governed by solvent coordination and by the metal alkyl used.

Barbot and Miginiac observed that reaction of the ketones $\text{R}_2\text{C}=\text{O}$ ($\text{R} = \text{Me}_2\text{CH}, \text{Et}, \text{Pr}, \text{or Bu}$) with Mg or Al derivatives of $\text{EtCH}=\text{CHCH}_2\text{Br}$ yielded primarily branched chain alcohols while the Zn derivative gave linear alcohols upon hydrolysis [54].

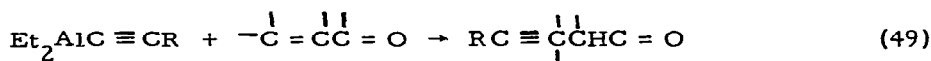
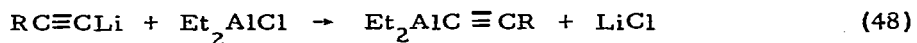
It has also been shown [55] that the reactions indicated in 47 gave



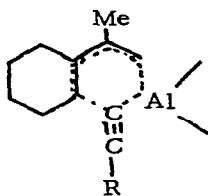
higher yields of acetate than normally obtained by conventional hydrolysis which yield the alcohol.

Ashby, et al. [56] have investigated the factors which determine the stereoselectivity of $\text{Li}[\text{AlH}(\text{O}-t\text{-Bu})_3]$ in the reduction of ketones. On the basis of association data, the relative reactivities of $\text{LiAlH}(\text{O}-t\text{-Bu})_3$ and of $\text{HAl}(\text{O}-t\text{-Bu})_2$ and on the concentration dependence of the reduction product, they concluded that the degree of aggregation of the reducing species determines the stereoselectivity of this reagent.

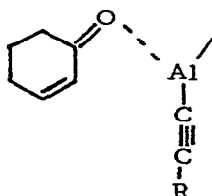
Hooz and Layton [57] have described an interesting reaction sequence given in 48 and 49 which provides a convenient route to γ , δ -acetylenic ketones which may then be used in subsequent synthetic procedures. This



route appears to be a fairly general one with the proposed path given in XXVI. If the enone is transoid as in XXVII, then the geometry prohibits the reaction and 1, 2-addition occurs.



XXVI

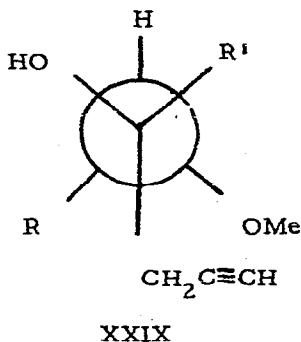
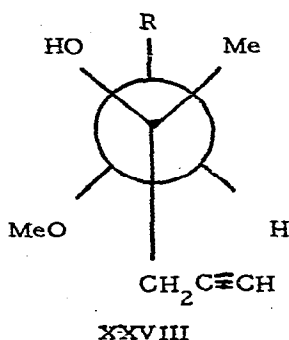


XXVII

It has been shown [58] that in the preparation of propargylcarbinols and their diastereomers were different when the ketones,

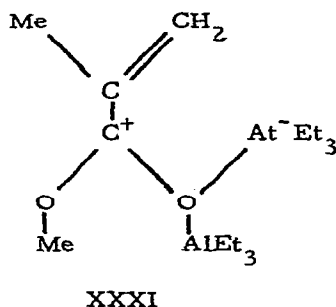
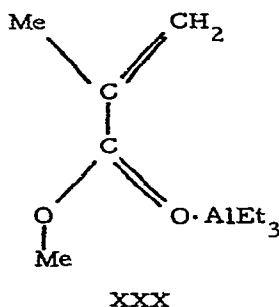
$RCH(OMe)COMe$, were treated with $CH_2=C=CHMgBr$ or $(CH_2=C=CH)_2AlBr$.

The isomers indicated in XXIX were the major products when the aluminum compound was used while XXVIII predominated with the Grignard. The reaction of the aluminum compound was affected by



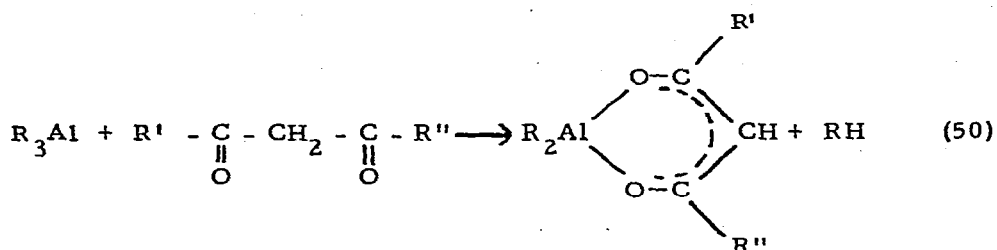
solvent (THF) and XXVIII was favored with decreased association (increased solvation) of the aluminum compound.

Allen, et al. [59] have studied the reaction of Et_3Al with methyl methacrylate (MMA) and have shown that the stable complex indicated in XXX was formed when the Al/MMA ratio was 1/1 or less. If

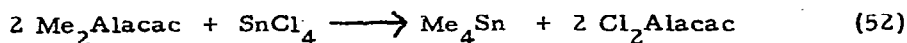
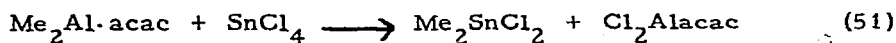


excess Et_3Al was present, complex XXXI was formed which proceeds to addition products. The reaction was studied by following the nmr spectra of reacting mixtures and by product analysis.

Dialkylaluminum β -diketonates and related compounds were prepared by Kroll, et al. [60] by reaction 50. It was reported that the



compounds were thermally stable and could be distilled, with the exception of the hexafluoroacetylacetonates which were unstable even at room temperature. The compounds were characterized by 1H nmr spectroscopy and by their reactions. The methyl derivatives did not undergo rapid exchange with $Me_3Al \cdot p$ -dioxane or with $(Me_2AlOR)_n$. It was shown that the following reactions occurred:

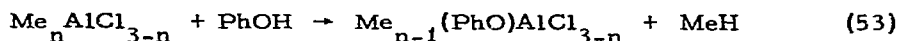


The dichloro derivatives were also prepared by exchange reactions. It was found that they, unlike the dialkyl derivatives, were relatively strong Lewis acids forming addition compounds.

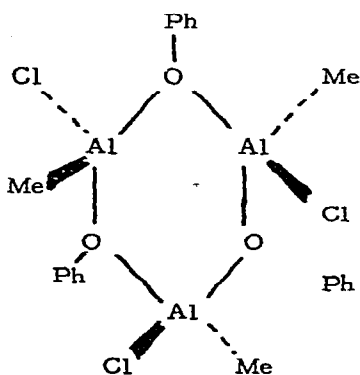
Aluminum compounds containing alkoxy groups are of continuing interest in the field of organoaluminum chemistry, and a number of papers related to this topic have appeared. The phenyl derivatives have been prepared by addition of AcOH in ether to Ph_3Al also in ether [61]. The product Ph_2AlOAc , or $PhAl(OAc)_2$ was dependent on the ratio of reactants. The same general procedure was also used to

prepare Ph_2AlOBz , $\text{PhAl}(\text{OBz})_2$, $\text{Ph}_2\text{Al}(\text{O}_2\text{CCH}_2\text{Cl})$, and $\text{PhAl}(\text{O}_2\text{CCH}_2\text{Cl})_2$.

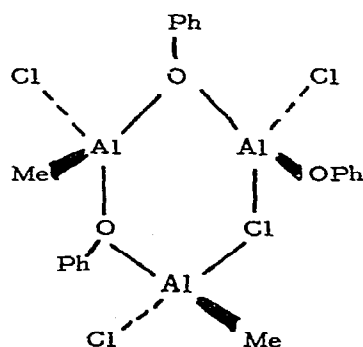
Starowieyski, et al. [62] have studied the formation, molecular weight, and spectroscopic properties of mixed phenoxyaluminum derivatives. They prepared the derivatives as indicated in 53. Their



molecular weight studies indicated that the most stable form is trimeric for all species, however, they did prepare material which contains significant amounts of dimer by distillation. This material reverted to trimer with time. On the basis of their ir and nmr studies, they claimed that a variety of bridged compounds such as XXXII and XXXIII exist in



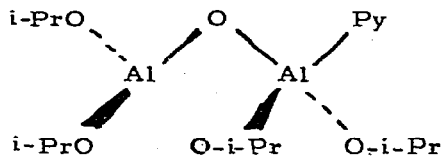
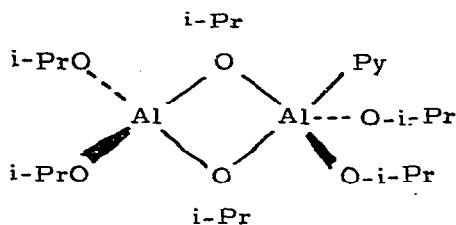
XXXII



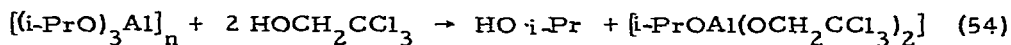
XXXIII

the mixture.

Oliver and Worrall [63] have studied the isopropoxides of Al, Ga, and In. In this work they observed that the aluminum derivatives formed an adduct with pyridine and proposed that this had either structure XXIV or XXXV.



The Raman and ir spectra of aluminum isopropoxide were investigated by Fieggen and Gerding [64]. Their studies favored the tetrameric structure earlier proposed by Bradley for the higher melting form in which a central aluminum is six coordinate. They suggested cyclic and/or chain forms for the lower melting trimeric species. A series of chloroalkoxides have been prepared by the alcohol interchange method indicated in 54 [65]. The molecular weight and, therefore, the degree of aggregation of the chlorine substituted derivatives were reported to



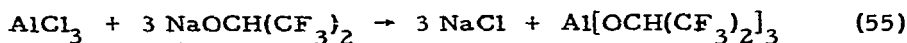
be less than for the simple alkoxides. Thus $\text{Al}(\text{OCH}_2\text{CH}_2\text{Cl})_3$ and $\text{Al}(\text{O}-i\text{-Pr})(\text{OCH}_2\text{CCl}_3)_2$ were dimeric while $i\text{-PrOAl}(\text{OCH}_2\text{CH}_2\text{Cl})_2$ and $i\text{-PrOAl}(\text{OCH}_2\text{CHCl}_2)_2$ were trimeric. It was suggested that this was due to the increased electron withdrawing power of the chlorine derivatives. It was also suggested that the ability of these species to form adducts with pyridine, ethylenediamine, benzylamine, etc., was a result of this effect. The pyridine adduct $(\text{Cl}_3\text{CCH}_2\text{O})_3\text{Al}\cdot\text{Py}$, was monomeric in benzene unlike the isopropoxide previously discussed.

A brief report on the conductance of sodium tetraethoxyaluminate

has also appeared which indicates that this material behaves as a weak electrolyte in ethanol solution. It is monomeric in this media [66].

Related reactions include the preparation $(\text{EtO})_2\text{AlOCH}(\text{OH})\text{R}$ from the reaction of $\text{EtAl}(\text{OEt})_2$ with $\text{RCH}(\text{OH})(\text{OOH})$ [67]. The product eliminates EtOH readily forming $[-\text{Al}(\text{OEt})\text{OCHRO-}]_n$. This further decomposes at room temperature yielding a complex mixture. $\text{EtAl}(\text{OEt})_2$ also reacted with $t\text{-BuOOCH}(\text{OH})\text{Me}$ to give $t\text{-BuOOCHMeOAl}(\text{OEt})_2$ which decomposed to $t\text{-BuOH}$ and $(\text{EtO})_2\text{AlOAc}$.

Aluminum hexafluoroisopropoxide and a series of Group IV derivatives have been prepared by reactions similar to 55 [68]. The

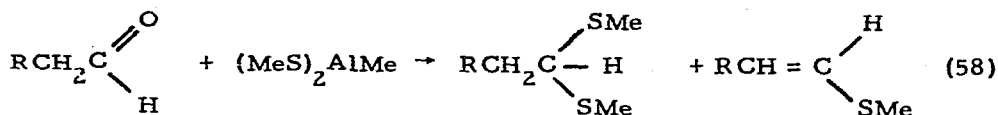
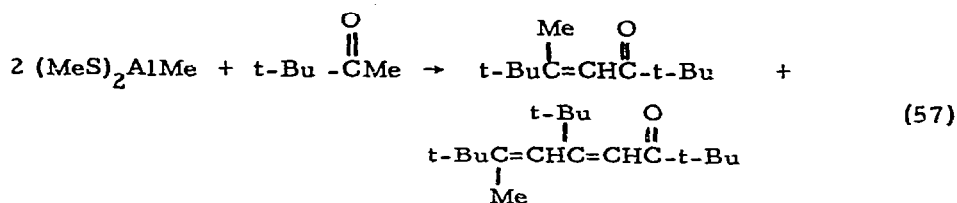
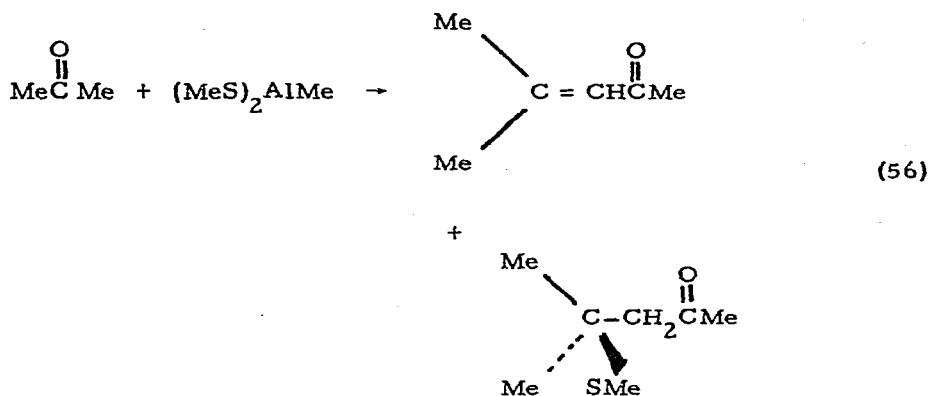


resulting compounds have been characterized by ^1H and ^{19}F nmr, by ir and by mass spectral studies.

G. Formation and Reactions of S, Se, and P Derivatives.

Lalancette, et al. [69] studied the preparation of $(\text{Me}_2\text{CHS})_2\text{AlMe}$ and $(t\text{-BuS})_2\text{AlMe}$ and the reactions of these materials and of $(\text{MeS})_2\text{AlMe}$ with ketones and aldehydes. The preparations were carried out by reaction of the thiol with Me_6Al_2 at reflux temperatures yielding the product directly. The methyl- and isopropylthiols were highly polymerized and were insoluble in non-destructive solvents. The $(t\text{-BuS})_2\text{AlMe}$, however, was soluble in benzene and other non-polar solvents. The reaction with ketones is illustrated in 56. If a sterically hindered ketone was reacted with a ratio of two carbonyl groups per aluminum the normal product was formed, but if the ratio reached

two aluminum atoms per carbonyl, then reaction 57 prevailed. With aldehydes the predominate reaction is given in 58.

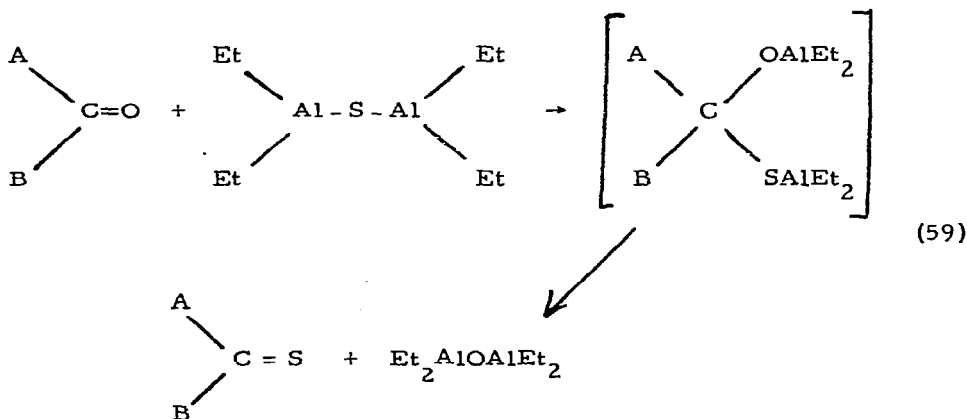


Other products were also observed dependent upon the ratio of reactants and the exact nature of the aldehyde. A discussion of the mechanisms of these reactions was presented.

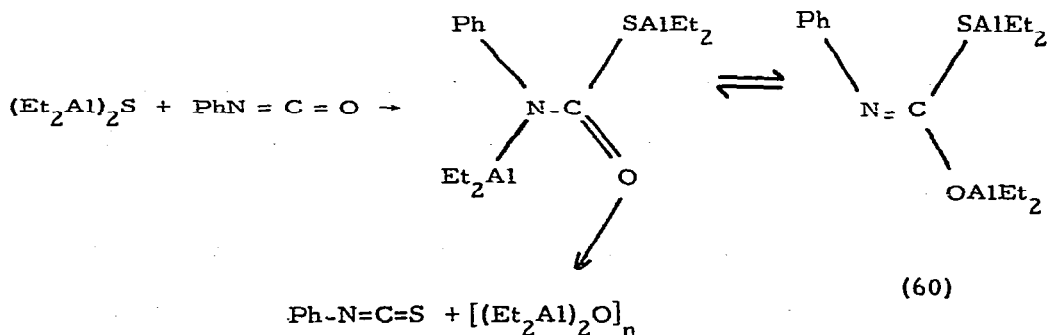
Vyazankin, et al. [69a] studied the reaction between Et_3Al and Et_3SiSH in hexane. The products were the colorless crystalline

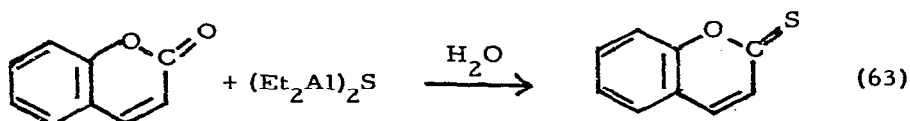
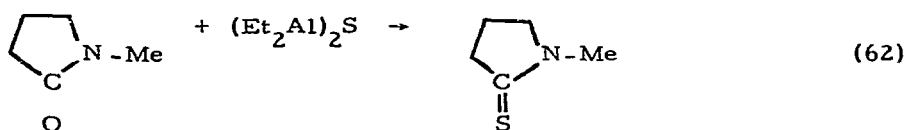
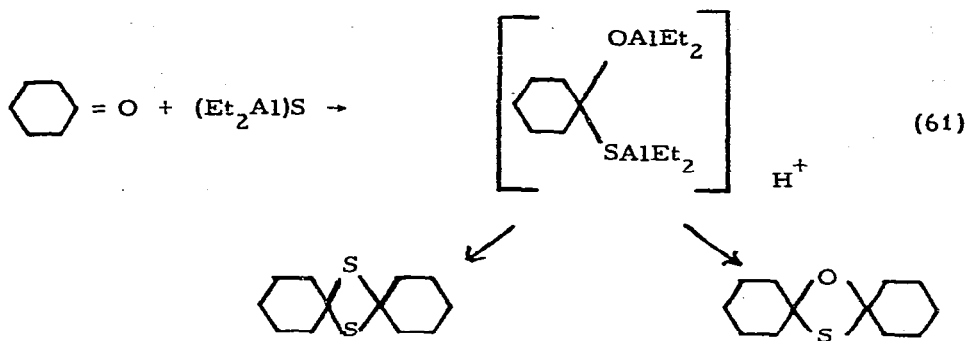
materials $[\text{Et}_3\text{SiAlEt}_2]_2$, $[(\text{Et}_3\text{Si})_2\text{AlEt}]_{1,4}$, or $(\text{Et}_3\text{SiAlS})_x$ formed when Et_3Al was reacted with one, two, or three mole of Et_3SiSH , respectively. The first two complexes were found to be thermally unstable and disproportionated into $(\text{Et}\cdot\text{AlS})_x$, $(\text{Et}_3\text{Si})_2\text{S}$ and Et_3Al and into $(\text{Et}\cdot\text{AlS})_x$ and $(\text{Et}_3\text{Si})_2\text{S}$, respectively.

Imaeda, et al. [70] have investigated the reactions of bis(diethylaluminum)sulfide with a variety of carbonyl compounds. The general reaction observed is indicated in 59 in which an initial 1/1 adduct is

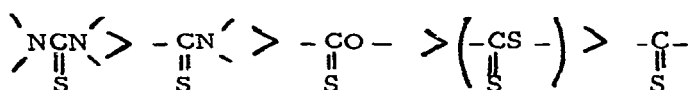


formed which is then converted to the corresponding thiocarbonyl derivative. Several specific reactions were mentioned as indicated in 60, 61, 62, and 63.



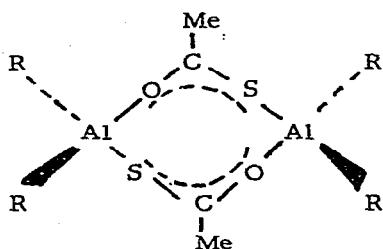


Other reactions were also discussed and it was suggested that the driving force of the reaction depended not only on the formation of the more stable Al-O-Al bonds, but also on the stability of the thiocarbonyl compound formed which followed the order:

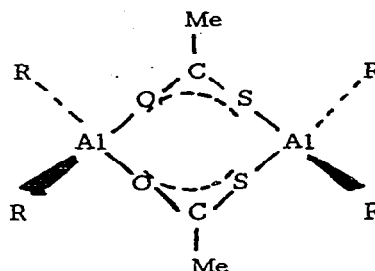


Weidlein [71] has investigated the reaction of gaseous COS with the trialkyls of Al, Ga, and In, and has shown that one metal carbon bond is cleaved. The aluminum derivative has been shown, by molecular weight

measurements in benzene, to be dimeric. Infrared, Raman, and nmr spectral measurements were made and on the basis of these data a puckered eight membered ring structures were proposed as shown in XXXVI and XXXVII. The relative merits of each were discussed.

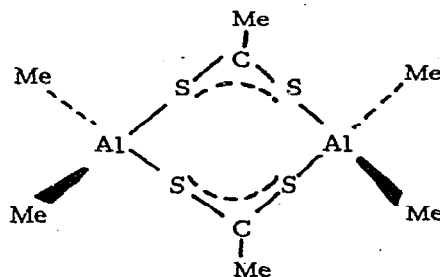


XXXVI



XXXVII

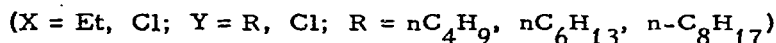
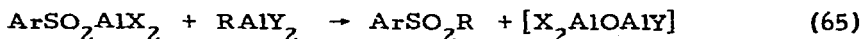
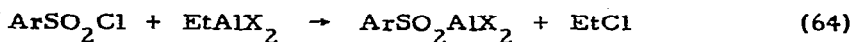
He [72] also investigated the reactions of R_3M ($M = Al, Ga, In, R = Me, Et$) with $MeCS_2H$. In all cases only one alkyl group was replaced. The gallium and indium compounds were monomeric while the aluminum was a dimeric species. The structure in XXXVIII was proposed on



XXXVIII

the basis of ir spectral studies.

The influence of the para substituent on the reaction between aryl sulfonic acid chlorides and $RAIX_2$ as indicated in 64 and 65 has been



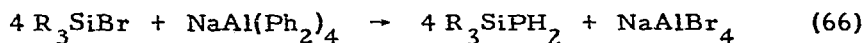
studied [73]. It was shown that p-chloro, p-bromo- and p-methoxybenzenesulfonyl chlorides gave poor yields of the sulfoxides and the aluminum sesquichloride did not give any product. p-t-Butyl and p-alkyl substituted derivatives gave good yields of the aryl-alkyl sulfoxides.

The preparation and reactions of several anionic derivatives of aluminum have been reported. Zakharkin, et al. [74] have studied the reaction of NaAlEt_4 and its hexyl-, heptyl-, and octyl- analogs and $\text{LiAl}(\text{C}_{10}\text{H}_{21})_4$ with CO_2 under moderate pressures. If 4-6 moles of CO_2 were used with 4-17 hour reaction time at 50-220° derivatives of the general type $\text{MAl}(\text{O}_2\text{CR})_4$ were formed. These gave RCO_2H on hydrolysis in high yield.

It has also been shown [75] that reactions of onium salts with NaAlEt_4 , Et_3Al , and NaAlEt_3H yield products such as $\text{Et}_4\text{PAI}(\text{Et})_4$. Similar products were formed with Ph_3MePI , Me_4AsI , Et_4AsI , Me_4SbI , Et_4SbI , and Me_4NI .

The kinetics of the oxidation of Et_2AlCl , Et_3Al and NaAlEt_4 in toluene were studied [76]. Similar data for the heptyl analogs were also obtained. In the latter case, formation of hydrocarbons was observed after 40-60% oxidation had occurred. The oxidation of MAlR_4 compounds proceeded through an $\text{MAlR}_3\text{O}_2\text{R}$ intermediate and gave yields of

primary alcohols up to 70% along with a variety of side products. The first two Al-C bond reacted most readily and the side products were formed primarily toward the end of the reaction. The reactivity with oxygen rose in the series NaAlR_4 , R_3Al and R_2AlCl . Fritz and Schaefer [77] prepared NaAl(HPMe)_4 and $\text{NaAl(PH}_2)_4$ by reaction of NaPHMe and NaPH_2 with AlCl_3 in diglyme. These materials were then used to prepare a series of compounds containing Si-P bonds by reactions such as 66. The compounds were characterized by ^1H and ^{31}P nmr



H. Cleavage and Exchange Reactions of Alkyl- and Alkylaluminum

Halides.

Zenina, et al. [78] have reported formation of Ph_2AlCl , Ph_2AlBr , PhAlCl_2 and PhAlBr_2 by exchange of Ph_3Al with AlX_3 in benzene solution. The chlorides were also prepared from Ph_2AlOAc and PhAl(OAc)_2 by reaction with Me_2AlCl . In all cases the appropriate ratios of compounds were used.

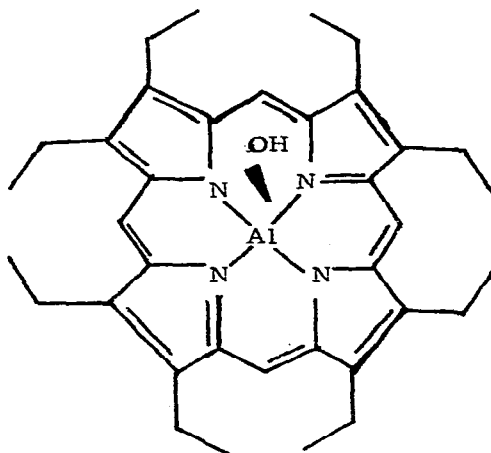
Batalov [79] has studied the radical exchange between Et_3Al and EtBr (100°) in the presence of SnCl_2 , CoCl_2 , FeCl_3 , CuCl_2 , and BiCl_3 . The reaction was first order with respect to Et_3Al , and was said to proceed through a four centered transition state involving Et_3Al , EtBr , and the metal halide in equimolar amounts. The reaction was inhibited by ether.

Alberola and Ferandez [80] have studied reactions between Et_3Al

in benzene with $\text{MeCHClCH}_2\text{Cl}$ which gave PrPh , $\text{PhCH}_2\text{CHMePh}$, and Ph_2CHEt . $\text{Me}_2\text{CClCH}_2\text{Cl}$ under the same conditions yielded $i\text{-BuPh}$ and $\text{Me}_2\text{C=CHPh}$. PhCl , $p\text{-MeC}_6\text{H}_4\text{Cl}$, $1\text{-C}_{10}\text{H}_7\text{Cl}$, 9-bromophenanthrene, and 9, 10-dibromoanthracene were unreactive toward Et_3Al -benzene but other aromatic halides such as $p\text{-MeC}_6\text{H}_4\text{CHClPh}$ gave a variety of products.

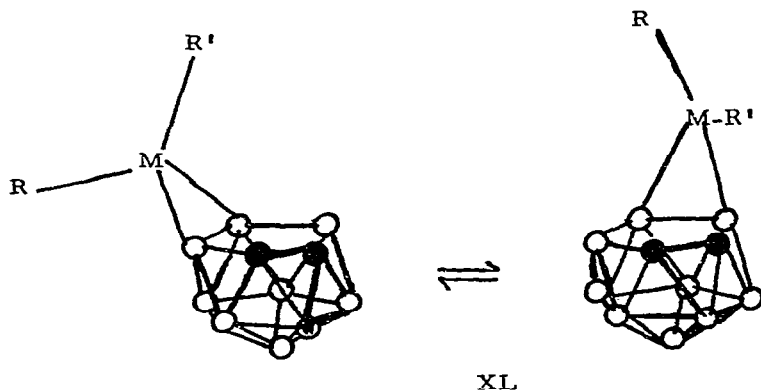
Nagata, et al. [81] in their studies on the synthesis of B-nor- Δ^4 -3-ketosteroids from Δ^5 -3- β -hydroxysteroids, found that the hydrocyanation of the enones with Et_2AlCN was only successful for the 5- β vinyl derivatives yielding the corresponding 5-keto-5- β -cyano derivatives.

Buchler, et al. [82] have investigated the formation of porphin complexes of aluminum. The compounds were prepared by the reaction of R_3Al or R_2AlH with octaethylporphin or by the displacement of Cu^{+2} from the complex. The resulting product is indicated in XXXIX. The compounds were characterized by nmr, ir, uv and mass spectral measurements.



XXXIX

Young, et al. [83] have investigated the preparation and properties of $1,2\text{-B}_9\text{C}_2\text{H}_{12}\text{MR}_2$, $1,2\text{-B}_9\text{C}_2\text{H}_{11}\text{MR}$ and $1,7\text{-B}_9\text{C}_2\text{H}_{11}\text{AlEt}$ ($M = \text{Al}$, $R = \text{Me}$, Et , $M = \text{Ga}$, $R = \text{Et}$). The structure of the MR_2 series has been cited earlier as determined by x-ray crystallography. These derivatives appear to undergo a rapid tautomeric process and it has been proposed that this involves some type of rotational or dissociation process which involve exchange of position as indicated XL.



The process was shown to have a free energy of activation $\Delta F^\ddagger = 10.6 \pm 0.5$ kcal/mole both from ^{11}B and ^1H nmr studies. All of the compounds were fully characterized by ^{11}B and ^1H nmr, and ir spectroscopy and by chemical reactions.

The Si-Al bonded species, $\text{EtAl}(\text{SiPh}_3)_2 \cdot 2\text{THF}$, was prepared by Razuraev, et al. [83a] from the reaction of Et_2AlBr with Ph_3SiLi . The initially formed product underwent immediate disproportionation to give the product which could only be isolated as the THF complex. The compound was very sensitive to oxygen and gave $\text{Al}(\text{OH})_3$, THF, C_2H_6 , Br^- and Ph_3SiH on hydrolysis. It also reacted with HOAc to give Ph_3SiH and aluminum acetate. Reaction of the compound with oxygen

in an organic solvent gave Ph_3SiOH , EtOH and Al(OH)_3 (on hydrolysis).

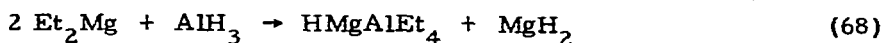
I. Formation and Reactions of Hydridic Compounds.

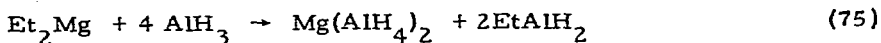
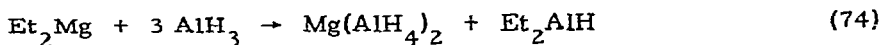
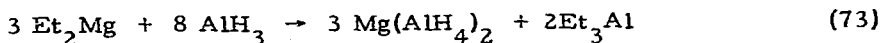
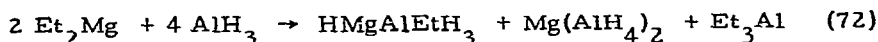
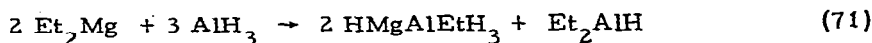
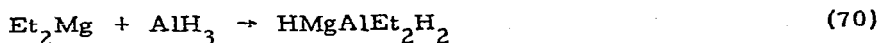
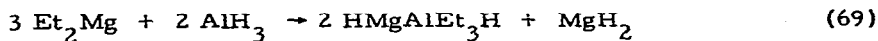
A major area of organoaluminum chemistry deals with the derivatives which contain metal-hydrogen bonds. In this section of the review only some aspects of this topic will be covered, primarily those dealing with formation and study of compounds containing new Al-C bonds. The use of reagents such as LiAlH_4 as a reducing agent in organic synthesis will in general not be covered. There will be some additional information on the structure of the hydridic materials and on formation of compounds with potential use as synthetic reagents.

Greenwood and Thomas [84] have investigated the preparation and thermochemistry of 1/1 and 1/2 AlH_3 -quinuclidine complexes and of 1/1 complexes of AlH_3 with 1,4-dimethylpiperazine and NNN'N'-tetramethylo-phenyl-enediamine. They reported the heats of formation of these compounds and discussed their results.

In another study [85] it has been shown that the loss of reducing power of LiAlH_4 solutions in ether depends on both the degree of aggregation and on solvolysis of the hydride. The former dominates at higher concentrations and at lower temperature, whereas the latter controls the rate of deactivation of dilute solution.

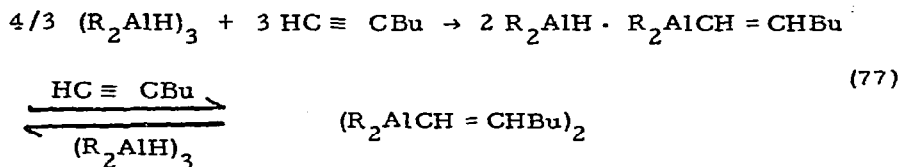
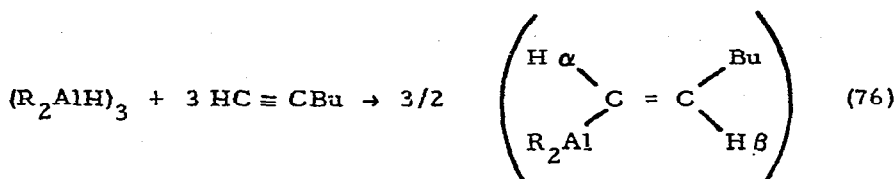
Srivastava and Ashby [86] have examined the reaction of Et_2Mg and AlH_3 in THF. On the basis of these studies they have proposed the following sequence of reactions:



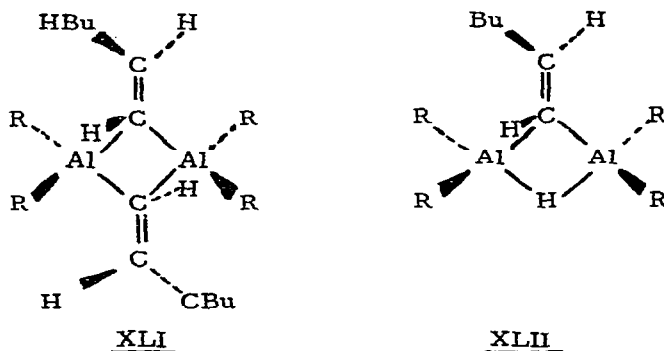


The reaction sequence is complex and leads to a variety of aluminum derivatives. Many of these have been followed by their ir spectra and the products characterized by elemental analysis. This placed the proposed reaction sequence on firm ground. The evidence was discussed in detail and in addition to the reactions given a number of possible equilibria were considered which involve many of these species.

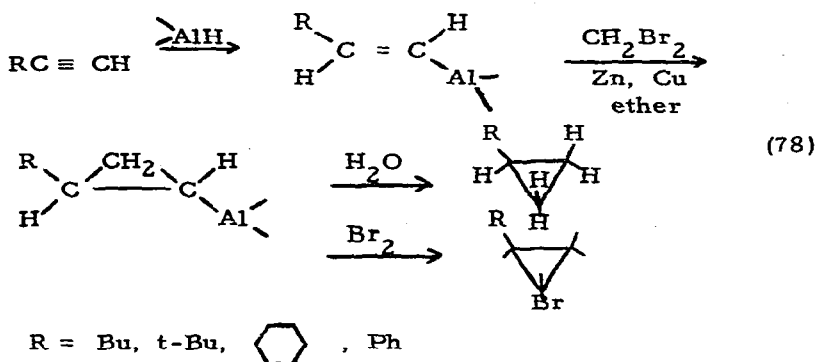
Several papers have appeared dealing with hydroalumination of multiple bonds. Zweifel, et al [87, 88] have provided two very interesting results from their studies on the hydroalumination of alkynes. In the first of these papers [87] they showed that addition of diisobutylaluminium hydride to hexyne occurred via reaction 76. In the presence of excess R_2AlH the reaction proceed as indicated in 77 with formation of a mixed bridged species. This derivative could further react or be equilibrated as noted.



The structures proposed for the two species of interest are indicated in XLI and XLII. The equilibrium constant strongly favors formation of the mixed bridged derivative.

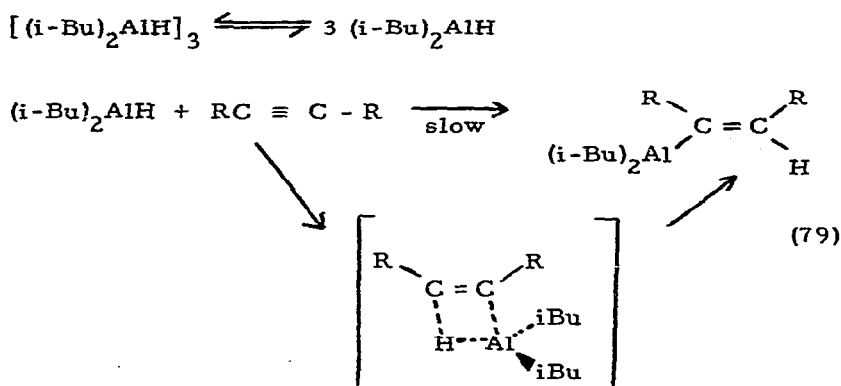


Further studies on the vinyl aluminum compounds produced in these reactions indicated a carbene may be added to the double bond producing cyclopropylaluminum derivatives as indicated in 78.



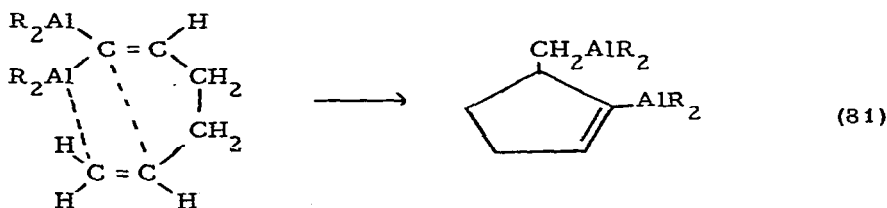
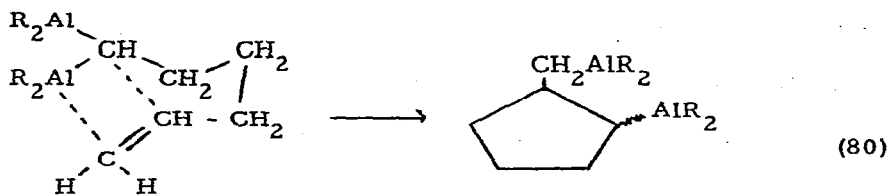
This sequence of reactions making cyclopropylaluminum derivatives and trans substituted cyclopropanes available is of significance since they provide a good route to these species. The unique structure of the cyclopropylaluminum species already cited [7] clearly adds to the significance of this work.

Eisch and Rhee [89] have investigated the kinetics of the hydro-alumination of 4-octyne and have proposed a mechanism based on their work. This is shown in 79 with a pre-equilibrium of monomeric $(i\text{-Bu})_2\text{AlH}$ followed by a rate controlling addition to the triple bond.

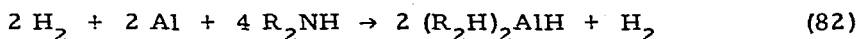


The deuterium isotope effect observed is in accord with initial electrophilic attack of the aluminum on the π -bond of the alkyne.

Zweifel, et al. [90] have shown that hydroalumination of hex-1-en-5-yne in diethylether or triethylamine affords 2, α -bis-aluminummethyl-cyclopentane derivatives as proposed in 80 and 2, α -bis-alumino-3-methyl-cyclopentene derivatives as proposed in 81 respectively.

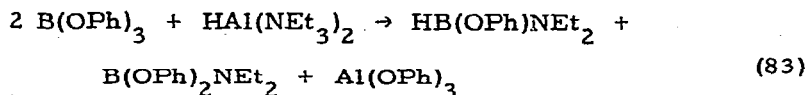


Kovar and Ashby [91] have reported on the direct formation, structure and stabilities of aminoalanes. The general reaction is given in 82. The mono-(amino)alane does not appear to be produced

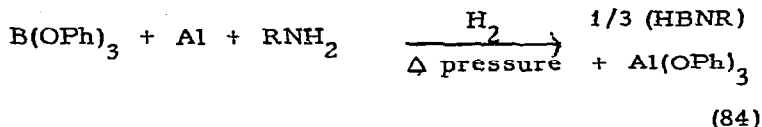


and was not formed by reaction of H_2 , Al and the bis(amino)alane. The amines used successfully included Me_2NH , Et_2NH , piperidine and pyrrolidine. Neither $(i\text{-Pr})_2\text{NH}$ or Ph_2NH reacted under the conditions used suggesting that the basicity of the amine played an important roll in the reaction. The products were characterized by ir, nmr, pyrolysis and thermogravemetric studies.

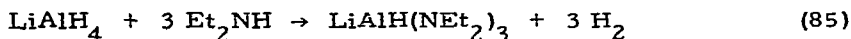
In the subsequent paper [92] on the synthesis of aminoboranes, it was proposed that reaction 82 was the initial step in the formation of aminoboranes followed by 83. This was verified and the general reaction of the bis(amino)alanes with borate esters was discussed.



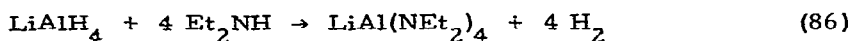
Synthesis of N-trialkylborazines have been reported [93] by essentially the same type of the reaction as indicated in 84. The latter reaction was carried out with a number of primary amines.



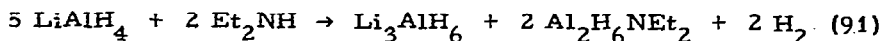
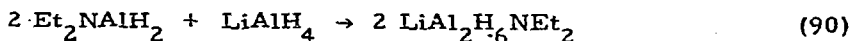
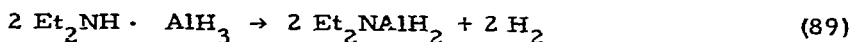
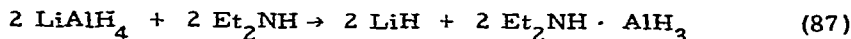
Beach and Ashby [94] have presented an extensive study on the reactions of the LiAlH_4 with secondary amines. The reaction of a 4/1 ratio of $\text{Et}_2\text{NH}/\text{LiAlH}_4$ over night (ether solution) is depicted by 85. The fourth hydride was only removed in this reaction by



refluxing for two days, 86. Some of the intermediate reaction steps,

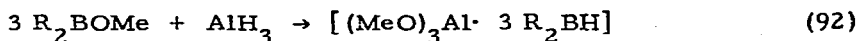


which were supported by independent studies are indicated in 87 to 90. This sequence also accounts for the formation of Li_3AlH_6 and equation 91 represents the overall stoichiometry of the formation of this compound. Possible structures for the second compound resulting from this sequence, $\text{Al}_2\text{H}_6\text{NEt}_2$, were discussed.



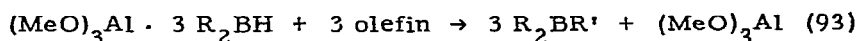
An interesting sequence of reactions has been observed in which

a stable complex indicated in 92 was formed [95]. This complex,



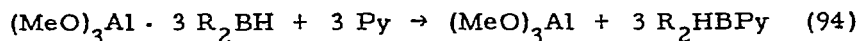
which contains an aluminum alkoxide complex serves as a hydro-

genation agent as seen in 93. This reaction should prove to be very



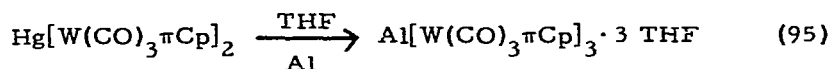
useful as a means of hydroboration. The complex may also be

broken up by addition of strong bases such as pyridine via reaction 94.

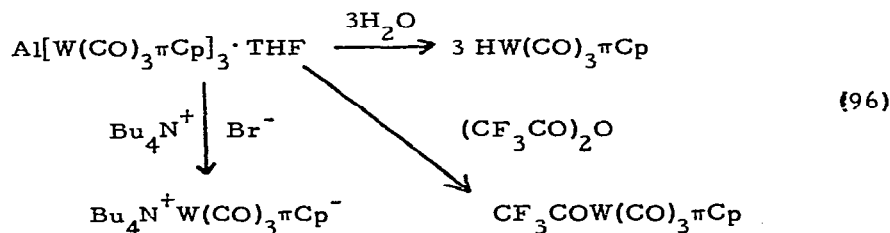


Aluminum - Transition Metal Derivatives

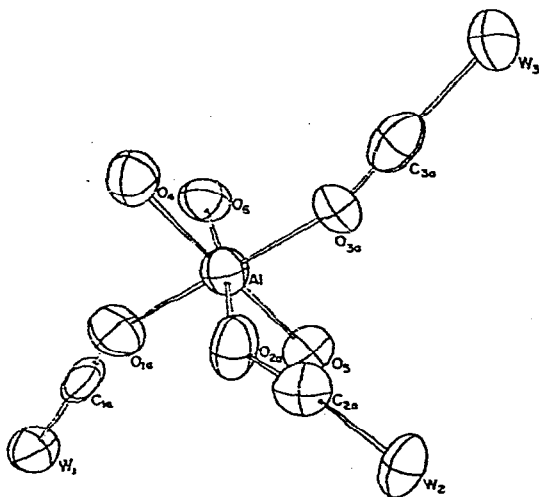
The study of aluminum transition metal complexes holds a special position in organoaluminum chemistry. Derivatives of this type are interesting structurally, in terms of their bonding and certainly because of their ability to serve as catalysts. A number of reports on new species and on the structure and properties of these have appeared in the literature. Petersen et al [96] have prepared a compound containing aluminum and $Hg[w(CO)_3\pi Cp]_2$ by reaction 95.



Several reactions of this derivative are indicated in 96. The compound



was also characterized by ir and by an x-ray crystal structure determination. A partial structure obtained from this is depicted in XLIII, which shows the coordination around the aluminum center.

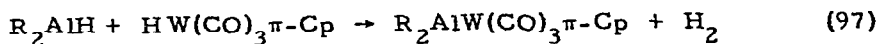


XLIII

A Partial Structure for $\text{Al}[\text{W}(\text{CO})_3\text{C}_4\text{H}_5]_3 \cdot 3 \text{THF}$

After Petersen, et al., ref. 96.

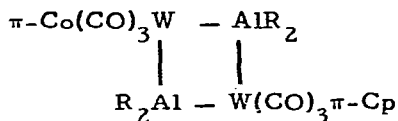
Schrieke and Smith [97] have prepared another tungsten containing compound via reaction 97. They characterized the product



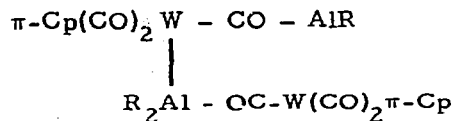
R = Me, Et

by ir, nmr and mass spectral studies and on the basis of these

preferred one of the structures indicated in XLIV and XLV which



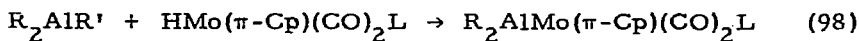
XLIV



XLV

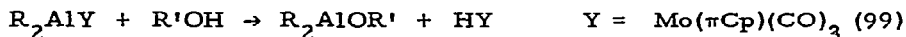
contain different bridging groups. The choice between these is not clear since with the methyl derivative XLIV appears to be more favorable while with the ethyl derivative XLV is indicated by ir studies. Other structures were also proposed but eliminated on the basis of the nmr or ir work.

Kroll and McVicker [98] have reported the preparation of a compound containing a metal-aluminum bond from the reaction indicated in 98. This reaction was also observed with formation of the tungsten



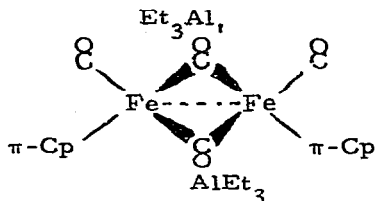
R = alkyl, L = CO or phosphine

analogues presumably with the structures cited above. The reaction proceeded with the order $i\text{-Bu}_2\text{AlH} > \text{Et}_3\text{Al} > \text{Me}_3\text{Al}$. It was also shown that the Al-M bond was cleaved by the reaction given in 99.

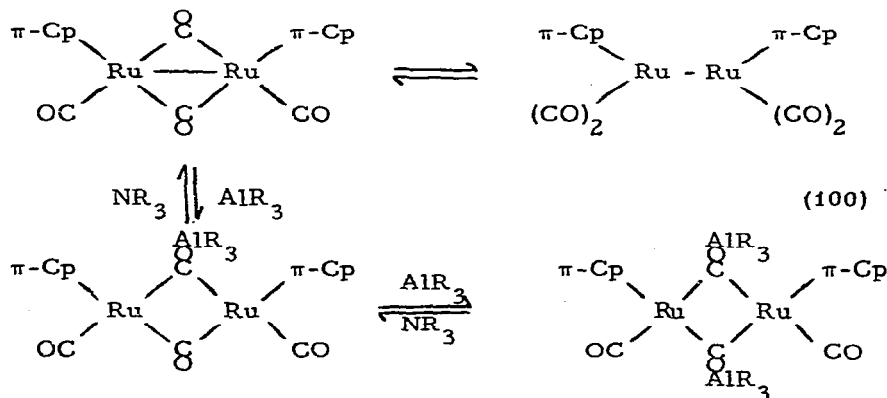


Alich, et al. [99] have observed a different type of aluminum transition metal complex in which the R_3Al group is bound to a carbonyl oxygen. They investigated the ir spectra of the species of known structure shown in XLVI and studied the equilibrium indicated in equation 100. This equilibrium, and the subsequent structural change

indicated, were governed by the basic character of the bridging carbonyl group.



XLVI

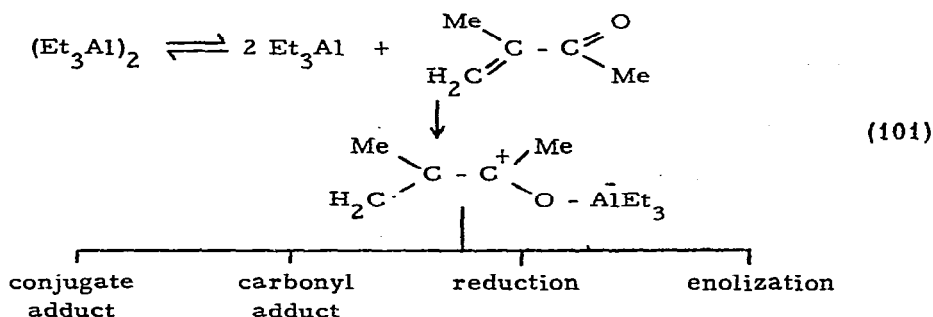


Polymerization Reactions and Catalysts

One of the major uses of aluminum alkyls and related compounds is in the polymerization of various unsaturated derivatives. The aluminum compounds are used by themselves and in conjunction with transition metal compounds. Many of the papers dealing with these systems are covered, however, a majority of this work is reported in patent literature which is not included in this review.

Lyons and Catterall [100] studied the kinetics and mechanisms of Et_3Al initiated polymerization of methyl isopropenyl ketone in toluene and THF. The formation of the active catalyst sites are indicated in 101. It is suggested that only the first two species were formed in

large concentrations. The subsequent polymerization reaction was discussed in some detail. In a second paper [101] these authors discuss the use of the preformed catalyst for polymerization of vinyl ketones and further describe the mechanism of polymer formation.

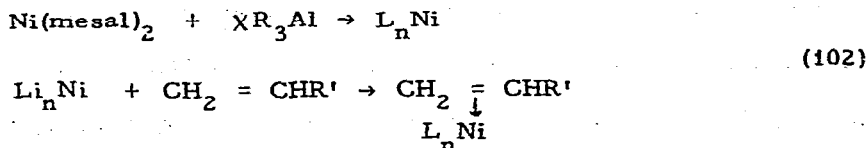


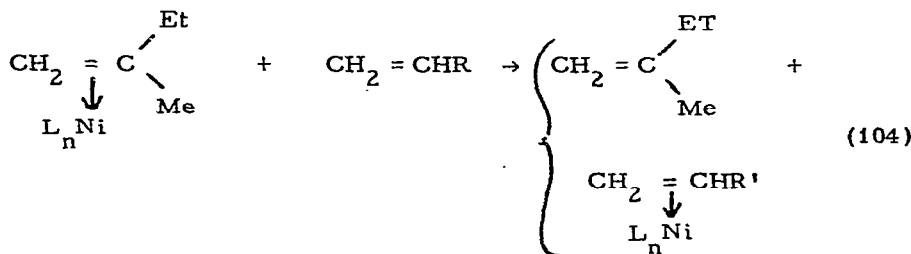
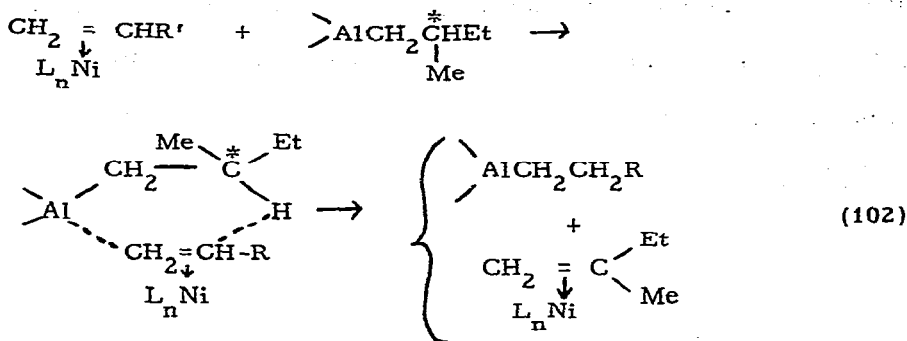
Solomon, et al. [102] studied the catalytic activity of Et_2AlCl and Et_3Al and the type of polymers formed in the polymerization of acrylic and methacrylic esters of 2-allylphenol. The polymerization occurs exclusively or predominantly through (meth) acrylic $\text{C} = \text{C}$ bonds in all of the cases reported. In a study on related systems Patnaik and Gaylord [103] discussed the effect of solvent, temperature and complex formation on the copolymerization of styrene with methacrylate or acrylonitrile in the presence of ethylaluminum sesquichloride.

Konomi and Tani [104] have investigated the polymerization catalysts formed on reaction of Et_3Al , NaAlEt_4 and KAlEt_4 with lactams and N-acetylacetams. They observed formation of $\text{MAI}(\text{lac})_n - \text{Et}_{4-n}$ which served as the catalyst. The compounds were characterized

by ir and nmr spectroscopy. A discussion of their formation and reactions was presented.

Turning now to systems containing transition metals, Pino, et al. [105] have investigated the nickel-catalyzed displacement reaction between optically active organometallic compounds of Be, Zn, B and Al and α -olefins under homogeneous conditions. They observed that there was little stereospecificity when the reaction was carried out in the presence of nickel complexes containing optically active ligands. Uv and CD studies showed the existence of interactions among the reactants. On the basis of these results and the different catalytic activities of Ni(acac) and Ni(mesal)₂, (mesal = N-methyl-salicylaldimino), it was concluded that at least one of the ligands originally present in the nickel complex is contained in the catalytic species. The different reactivities of the organometallic compounds used and the lack of catalytic activity on Ni(mesal)₂ in the racemization of optically active 2-methylbutyl beryllium and aluminum derivatives indicated that the alkylation and the subsequent hydride formation of the nickel do not play an important role in the catalytic process. On the basis of these studies a mechanism for the reaction is proposed as indicated in 102, 103, and 104.

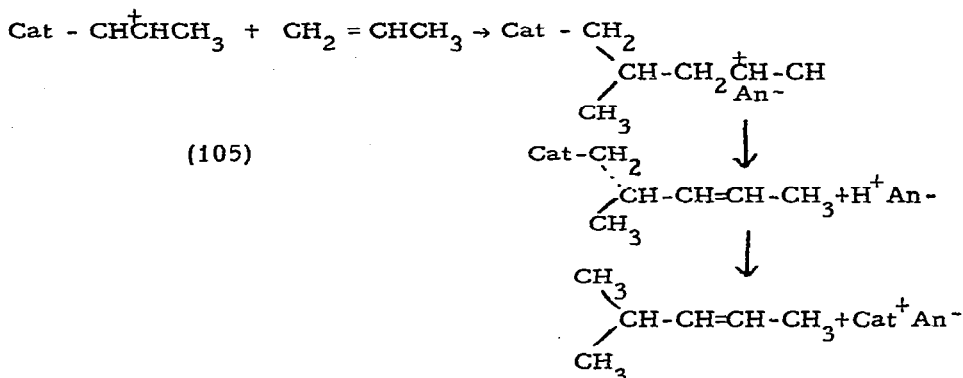
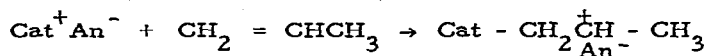




In a subsequent paper Giacomelli and Lardicci [106] reported that the kinetics of the displacement reaction between (+)tris[(S)-2-methylbutyl] aluminum and (RS)-4-methyl-1-hexene in the presence of soluble nickel catalyst was complex. The reaction was characterized by an induction period followed by a first order dependence of the reaction rate on the concentrations of the nickel, the olefin and of the aluminum linked 2-methylbutyl groups. A possible mechanism was discussed.

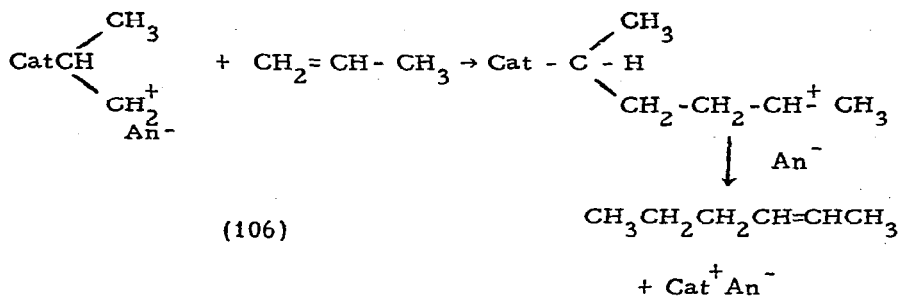
Jones [107] and Jones and Symes [108] have examined dimerization reactions of α -olefins with various aluminum-transition metal catalyst systems. Jones [107] considered several proposals which have been presented to account for the dimerization of propene and concluded that for reactions catalyzed by alkyl aluminum halides,

cobalt (or nickel)halide-aluminum alkyls, cobalt chloride-aluminum chloride, or cobalt chloride-aluminum chloride-aluminum alkyl systems, the dimerization proceeds through a cationic mechanism indicated in 105.

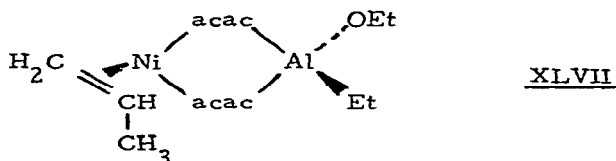


Since the charge separation on the propene is not complete they also proposed that 106 occurred to some extent in order to account for all of the products observed. An extensive discussion considering the effect of the aluminum species and type of complexes formed was presented.

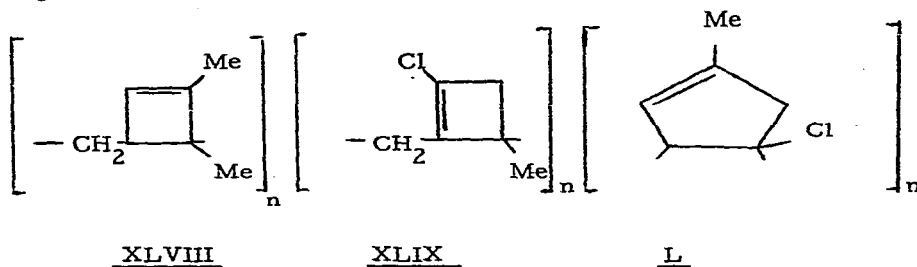
In the second paper [108], in which the dimerization was catalyzed by nickel β -diketonates and aluminum alkyls, it was shown that the predominate product was hex-2-ene. To account for this change in product distribution and in activity of the catalyst systems, the authors proposed that the active catalyst was some complex species such as



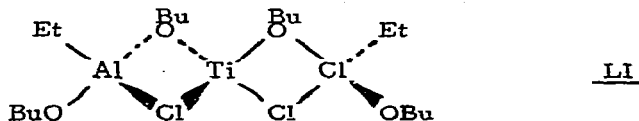
indicated in XLVII. They proposed a reaction scheme based on this type of catalyst to account for the reaction of 1-methyl-1-vinyl-2-dichlorocyclopropane in the presence of R_3Al ($\text{R}=\text{Et}$, Bu or Me_2CHCH_2) and $\text{TiCl}_4 \cdot \text{SnCl}_4$ or WCl_6 . Three different oligomers were obtained



as indicated and characterized by nmr and molecular weights in the range of 1420 - 4800.

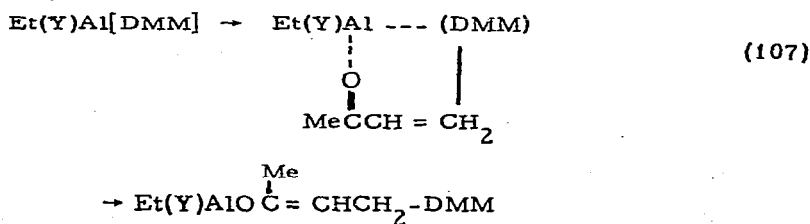


The $\text{Ti}(\text{OBu})_4 - \text{Bu}_2\text{AlH}$ catalyst systems were reacted with C_{11-16} internal olefins to yield primary aluminum compounds [114]. Another complex catalyst thought to be of the form indicated in LI was studied.



Many additional studies have been carried out to evaluate the effects of complex metal catalysts. It has been shown for example [109] that Et_3Al -transition metal salts (Fe, Co and Ni chlorides and acac) isomerized α -olefins giving isomerization products and some saturated hydrocarbons. It was suggested that this indicated formation of a transition metal hydride as the active species.

The method of preparation of zinc and aluminum alkyl-active methylene chelated compounds was studied by Kawakami and Tsuruta [110]. The chelates include those formed with dimethylmalonate, dimethyl chloromalonate, dimethyl methylmalonate, methyl cyanoacetate, and others. The compounds were characterized by ^1H nmr spectroscopy and by the $J_{13\text{C}-1\text{H}}$ for the methine protons. The compounds were also studied by ir. Both zinc and aluminum derivatives were found to cause a Michael-type addition with α, β -unsaturated esters or nitriles. The aluminum derivatives exhibited lower activity than the zinc compounds. Kinetic studies of the addition reactions showed that first-order rate laws with respect to both the metal compound on the α, β -unsaturated carbonyl derivative. It was proposed that the reaction may proceed through the steps in 107. Substituent effects were studied and various other correlations were made. It was concluded that the stability of the complex was of major importance.



Graham and Slaugh [111] showed that $\text{EtAlCl}_2\text{-VCl}_6$ system enhanced the rate of alkylation of benzene in the reaction with ethylene over that observed for the transition metal halide alone while Srab, et al. [112] studied the effect of Et_3Al , Et_2AlCl , $(i\text{-Bu})_2\text{AlCl}$ and $(i\text{-Bu})_3\text{Al}$ as co-catalysts with VCl_4 and VOCl_3 in the polymerization of propylene.

Several papers dealt with the use of titanium containing derivatives. Pinazzi, et al. [113] studied the polymerization by ir, electrical conducting measurements, and by gas chromatography of evolving gases [115]. This system was formed on addition of Ti(O-Bu)_4 with Et_2AlCl or EtAlCl_2 .

Furukawa [116] has investigated the catalytic activity of a variety of $\text{R}_{3-n}\text{AlCl}_n$ -transition metal catalysts in copolymer formation between vinyl chloride and α -olefins or acrylic compounds. He has shown that when equimolar or greater amounts of the aluminum compound are present, one obtains a 1/1 copolymer with vinyl chloride and acrylonitrile regardless of the monomer composition. This was interpreted by an assumption that copolymerization takes place between free acrylonitrile, and a ternary complex of vinyl chloride, acrylonitrile and aluminum compounds.

Dixit, et al. [117] have investigated the polymerization of acrylonitrile with $\text{Et}_3\text{Al-VCl}_4$ catalyst systems and found that the rate of polymerization was first order with respect to monomer and inversely proportional to the catalyst concentration. This fact was attributed to the permanent complex formation between the catalyst complex and acrylonitrile. A reaction scheme was proposed.

The use of $\text{V(acac)}_3\text{-Et}_2\text{AlCl}$ as a catalyst has been studied for

polymerization, copolymerization and terpolymerization of 1-isopropylidene-dicyclopentadiene [118]. The reaction and polymers produced were characterized by a variety of techniques.

Kawai, et al. [119] investigated the polymerization of methylacrylate with $\text{Et}_3\text{Al-CuCl}$ catalyst. On the basis of kinetic studies and epr investigations they proposed that the polymerization was a radical process and postulated a reaction scheme.

REFERENCES

1. J.C. Huffman and W.E. Streib; *J. Chem. Soc., D*, (1971) 911.
2. A. Almenningen, S. Halvorsen, and A. Haaland; *Acta Chem. Scand.*, 25, (1971) 1937.
3. R.J. O'Brien and G.A. Ozin; *J. Chem. Soc., A*, (1971) 1136.
4. G.A. Anderson, A. Almenningen, F.R. Forgaard, and A. Haaland; *J. Chem. Soc., D*, (1971) 480.
5. C.D. Whitt, L.M. Parker, and J.L. Attwood; *J. Organometal. Chem.*, 32, (1971) 291.
6. G.A. Anderson, F.R. Forgaard, and A. Haaland; *J. Chem. Soc., D*, (1971) 480.
7. J.W. Moore, D.A. Sanders, P.A. Scherr, M.D. Glick, and J.P. Oliver; *J. Amer. Chem. Soc.*, 93, (1971) 1035.
8. Y. Kai, N. Yasuoka, and N. Kasai; *J. Organometal. Chem.*, 32, (1971) 165.
9. Y. Kai, N. Yasuoka, and N. Kasai; *J. Chem. Soc., D*, (1971) 940.
10. H.M.M. Shearer, R. Snaith, J.D. Sowerby, and K. Wade; *ibid.*, (1971) 298.

11. M.R. Churchill, A.H. Reis, Jun., D.A.T. Young, G.R. Wiley, and M.F. Hawthorne; *ibid.*, (1971) 298.
12. M.J.S. Dewar, D.B. Patterson, and W.I. Simpson; *J. Amer. Chem. Soc.*, 93, (1971) 1030.
13. K. Ohkubo, H. Shimada, and M. Okada; *Bull Soc. Chem., Japan*, 44, (1971) 2025.
14. J. Yamamoto and C.A. Wilkie; *Inorg. Chem.*, 10, (1971) 1129.
15. C.A. Wilkie; *J. Organometal. Chem.*, 32, (1971) 161.
16. N.I. Ruch"eva, A.N. Rodinov, I.M. Viktorova, G.V. Zenina, D.N. Shigorin, and N.I. Sheverdina; *Zh. Prikl. Spektrosk.*, 13, (1970) 332; *Chem. Abstr.*, 74, (1971) 69738.
17. H. Burger, J. Cichon, U. Goetze, U. Wannagat, and H.J. Wismar; *J. Organometal. Chem.*, 33, (1971) 1.
18. A. Begum, A.R. Lyons, and M.C.R. Symons; *J. Chem. Soc., A*, (1971) 2290.
19. J.N. Hay, P.G. Hooper, and J.C. Robb; *J. Organometal. Chem.*, 28, (1971) 193.
20. K.W. Egger and A.T. Cooks; *Trans. Faraday Soc.*, 67, Part 9, (1971) 2629.
21. F. Glockling and R.G. Strafford; *J. Chem. Soc., A*, (1971) 1761.
22. J.W. Wilson; *ibid.*, (1971) 981.
23. D.S. Matteson; *Inorg. Chem.*, 10, (1971) 1555.
24. M. Boleslawski, S. Pasykiewicz, and K. Jawanski; *J. Organometal. Chem.*, 30, (1971) 199.
25. M. Boleslawski, S. Pasykiewicz, and H. Pszonka; *ibid.*, 28, (1971) C31.

26. F. Weller, I.L. Wilson, and K. Dehnicke; *ibid.*, 30, (1971) C1.
27. J.L. Atwood, P.A. Milton, and S.K. Seale; *ibid.*, 28, (1971) C29.
28. W.R. Kroll and B.E. Hudson, Jr.; *ibid.*, 28, (1971) 205.
29. J.J. Eisch and J.L. Considine; *ibid.*, 26, (1971) C1.
30. R.S. Dickson and G.D. Stutcliffe; *Aust. J. Chem.*, 24, (1971) 295.
31. J.J. Eisch and J.-M. Biederman; *J. Organometal. Chem.*, 30, (1971) 167.
32. A.A. Mishchenko, V.K. Golubev, S.M. Markevich, A.T. Menyailo, and M.R. Rumyantseva; *Khim. Prom.*, (Moskow), 47, (1971) 651.
Chem. Abstr., 76, (1972) 3331.
33. J.J. Eisch and C.K. Hordis; *J. Amer. Chem. Soc.*, 93, (1971) 4496.
34. J.J. Eisch and C.K. Hordis; *ibid.*, 93, (1971) 2974.
35. L. Lardicci and C.P. Giacomelli; *J. Organometal. Chem.*, 33, (1971) 293.
36. W. Kuran, S. Pasykiewicz, and J. Serzysko; *ibid.*, 32, (1971) 299.
37. H. Hoberg; *Justus Liebig's Ann. Chem.*, 746, (1971) 86.
38. H. Hoberg and J. Barluenga-Mur; *ibid.*, 751, (1971) 86.
39. H. Hoberg and J. Barluenga-Mur; *ibid.*, 748, (1971) 163.
40. H. Hoberg and I. Tkatchenko; *ibid.*, 751, (1971) 77.
41. A. Storr and B.S. Thomas; *J. Chem. Soc., A*, (1971) 3850.
42. K. Gosling, A.L. Bhuiyan, and K.R. Mooney; *Inorg. Nucl. Chem. Letters*, 7, (1971) 913.
43. R.E. Hall and E.P. Schram; *Inorg. Chem.*, 10, (1971) 192.
44. S.N. Danilov, L.N. Yastrebov, and L.N. Burova; *Zh. Obshch. Khim.*, 40, (1970) 2248; *Chem. Abstr.*, 74, (1971) 1943.

45. J. -L. Moreau and M. Gaudemar; *Bull. Soc. Chem., Fr.*, (1971) 3071.
46. D. Giurgiu, L. Roman, I. Popescu, and A. Ciobanu; *Rev. Roum. Chim*; 16, (1971) 1217; *Chem. Abstr.*, 76, (1972) 25350.
47. W. Wolfsberger and H. Schmidbaur; *J. Organometal. Chem.*, 27, (1971) 181.
48. Z. Buczkowski, A. Cryff-Keller, and P. Szczecinski; *Tetrahedron Letters*, (1971) 607.
49. T. Hirabayashi, T. Sakakibara, and Y. Ishii; *J. Organometal. Chem.*, 32, (1971) C5.
50. J.L. Namy; *C. R. Acad. Sci., Ser. C*, 272, (1971) 1334.
51. J.L. Namy; *ibid.*, 272, (1971) 500.
52. J.L. Namy, D. Abenheim, G. Boireau; *Bull. Soc. Chim. Fr.*, (1971) 2943.
53. J.L. Namy, G. Boireau, and D. Abenheim; *ibid.*, (1971) 3191.
54. F. Barbot and P. Miginiac; *C.R. Acad. Sci., Ser. C*, 272, (1971).1686.
55. S. Warwell, G. Schmitt, and F. Asinger; *Synthesis*, (1971) 309.
56. E.C. Ashby, J.P. Sevenair, and F.R. Dobbs; *J. Org. Chem.*, 36, (1971) 197.
57. J. Hooz and R.B. Layton; *J. Amer. Chem. Soc.*, 93, (1971) 7320.
58. D. Guillerm-Dron, L.M. Capmau, and W. Chodkiewicz; *C.R. Acad. Sci., Ser. C*, 272, (1971) 485.
59. P.E.M. Allen, B.O. Bateup, and B.A. Casey; *J. Organometal. Chem.*, 29, (1971) 185.
60. W.R. Kroll, I. Kuntz, and E. Birnbaum, *ibid.*, 26, (1971) 313.

61. G. V. Zenina, N. I. Sheverdina, and K. A. Kocheshkov; Dokl. Akad. Nauk SSSR, 195, (1970) 96; Chem. Abstr., 74, (1971) 100147.
62. K. B. Starowieyski, S. Pasynkiewicz, and M. D. Stowronska; J. Organometal. Chem., 31, (1971) 149.
63. J. G. Oliver and I. J. Worrall; J. Inorg. Nucl. Chem., 33, (1971) 1281.
64. W. Fieggen and H. Gerding; Recl. Trav. Chim. Pays-Bas., 90, (1971) 410.
65. R. C. Paul, S. L. Chadha, and H. S. Makhni; Indian J. Chem., 9, (1971) 365.
66. J. T. Fenwick and J. W. Wilson; Inorg. Nucl. Chem. Letter, 9, (1971) 41.
67. V. A. Dodonov, L. P. Stepovick, and S. V. Golovina; Zh. Obshch. Khim., 41, (1971) 1082; Chem. Abstr., 75, (1972) 49183.
68. K. S. Mazdeysni, B. J. Schaper, and L. M. Brown; Inorg. Chem., 10, (1971) 889.
69. J. M. Lalancette, Y. Beauregard, and M. Bhereun; Can. J. Chem., 49, (1971) 298.
- 69a. N. S. Vyazankin, N. N. Bochkarev, and A. I. Charov; J. Organometal. Chem., 27, (1971) 175.
70. H. Imaeda, T. Hirabayashi, K. Itoh, and Y. Ishii; Organometal. Chem. Syn., 1, (1970/71) 115.
71. J. Weidlein; J. Organometal. Chem., 32, (1971) 181.
72. J. Weidlein; Z. Anorg. Allg. Chem., 386, (1971) 129.
73. D. Jahnke and H. Reinheckel; Organometal. Chem. Syn., 1, (1970/71) 31.

74. L.I. Zakharkin, V.V. Gavrilenko, and V.K. Golubev; *Izv. Akad. Nauk. SSSR, Ser. Khim.*, (1971) 1564; *Chem. Abstr.*, 75, (1971) 88668.
75. V.V. Gavrilenko, Ya. N. Karaksin and L.I. Zakharkin; *Zh. Obshch. Khim.*, 41, (1971) 1511; *Chem. Abstr.*, 75, (1971) 129901.
76. V.K. Golubev, L.I. Zakharkin, and V.V. Gavrilenko; *Zh. Obshch. Khim.*, 41, (1971) 1051; *Chem. Abstr.*, 75, (1971) 75791.
77. G. Fritz and H. Schaefer; *Z. Anorg. Allg. Chem.*, 385, (1971) 243.
78. G.N. Zenina, N. I. Sheverdina, A.N. Rodionov, and K.A. Kocheshkov; *Dokl. Akad. Nauk. SSSR*, 197, (1971) 830; *Chem. Abstr.*, 75, (1971) 36205.
79. A.P. Batalov; *Zh. Obshch. Khim.*, 41, (1971) 1143; *Chem. Abstr.* 75, (1971) 87920.
80. A. Alberola and M.I. Fernandez; *An. Quim.*, 67, (1971) 643.
81. W. Nagata, M. Narisada, T. Wakabayashi, Y. Hayase, and M. Murkami; *Chem. Pharm. Bull.*, 19, (1971) 1567.
82. J.W. Buchlev, L. Puppe, and H.H. Schneehage; *Justus Leibigs Anal. Chem.*, 749, (1971) 134.
83. D.A.T. Young, R.J. Wiersema, and M.F. Hawthorne; *J. Amer. Chem. Soc.*, 93, (1971) 5687.
- 83a. G.A. Razuraev, I.V. Lomakova and L. P. Stepovik; *Dokl. Akad. Nauk. SSSR*, 201, (1971) 1122; *Chem. Abstr.*, 76, (1972) 72604.
84. N.N. Greenwood and B.S. Thomas; *J. Chem. Soc., A*, (1971) 814.
85. D.C. Ayres and R. Sawdaye; *J. Chem. Soc., C*, (1971) 44.
86. S.C. Srivastava and E.C. Ashby; *Inorg. Chem.*, 10, (1971) 186.
87. G.M. Clark and G. Zewifel; *J. Amer. Chem. Soc.*, 93, (1971) 527.

88. G. Zweifel, G.M. Clark, and C.C. Whitney; *ibid.*, 93, (1971) 1305.
89. J.J. Eisch and S.G. Rhee; *J. Organometal. Chem.*, 31, (1971) C49.
90. G. Zweifel, G.M. Clark, and R. Lynd; *J. Chem. Soc., D*, (1971) 1593.
91. R.A. Kovar and E.C. Ashby; *Inorg. Chem.*, 10, (1971) 893.
92. R.A. Kovar, R. Culbertson, and E.C. Ashby; *ibid.*, 10, (1971) 900.
93. E.C. Ashby and R. A. Kovar; *ibid.*, 10, (1971) 1524.
94. R.G. Beach and E.C. Ashby, *ibid.*, 10, (1971) 188.
95. H.C. Brown and S.K. Gupta; *J. Amer. Chem. Soc.*, 93, (1971) 1818.
96. R.B. Petersen, J.J. Stezowski, C. Wan, J.M. Burlitch, and R.E. Hughes; *ibid.*, 93, (1971) 3532.
97. R.R. Schrieke and J.D. Smith; *J. Organometal. Chem.*, 31, (1971) C46.
98. W.R. Kroll and C.B. McVicker; *J. Chem. Soc., D*, (1971) 591.
99. Sr. A. Alich, N.J. Nelson, and D.F. Shriver; *ibid.*, (1971) 254.
100. A.R. Lyons and E. Catterall; *Eur. Poly. Journal*; 7, (1971) 849.
101. A.R. Lyons and E. Catterall; *J. Poly. Sci. Part A-1*, 9, (1971) 1335.
102. O.F. Solomon, M. Corciovei, I. Gabe, and E. Beral; *ibid.*, 9, (1971) 509.
103. B.K. Patnaik and N.G. Gaylord; *J. Macromol. Sci.-Chem.*, A5, (1971) 1239.
104. T. Konomi and H. Tani; *J. Poly. Sci., Part A-1*, 9, (1971) 2247.
105. L. Lardicci, G.P. Giacomelli, P. Salvadori, and P. Pino; *J. Amer. Chem. Soc.*, 93, (1971) 5794.

106. G.P. Giacomelli and L. Lardicci; *J. Organometal. Chem.*, 33, (1971) 105.
107. J.R. Jones; *J. Chem. Soc., C*, (1971) 1117.
108. J.R. Jones and T.J. Symes; *ibid.*, (1971) 1124.
109. T. Suzuki and Y. Takagami; *Koggo Kagaku Zasshi*, 74, (1971) 1371; *Chem. Abstr.*, 75, (1971) 76039.
110. Y. Kawakami and T. Tsuruta; *Bull. Chem. Soc., Japan*, 44, (1971) 247.
111. J.R. Graham and L.H. Slauch; *Tetrahedron Letters*, (1971) 787.
112. J. Srab, V. Cermak, V. Liska, and Z. Zdenek; *Chem. Prum.*, 20, (1970) 472; *Chem. Abstr.*, 74, (1971) 64507.
113. C. Pinazzi, A. Pleurdeau, and J.C. Brosse; *Makromol. Chem.*, 142, (1971) 259.
114. F. Asinger, B. Fell, and R. Osberghaus; *Chem. Ber.*, 140, (1971) f332.
115. N. Yamazaki, H. Takeuchi, A.B. Deshpande, and T. Shu; *Kaggo Kagaku Zasshi*, 73, (1970) 2461; *Chem. Abstr.*, 74, (1971) 68176.
116. J. Furukawa; *Pure Applied Chem.*, 26, (1971) 153.
117. S.S. Dixit, A.B. Deshpande, and S.L. Kapur; *J. Poly. Sci. Part A-1*, 9, (1971) 1167.
118. S. Cesca, G. Bertolini, G. Santi, and P.V. Duranti; *ibid.*, 9, (1971) 1575.
119. W. Kawai, M. Ogawa, and T. Ichihashi; *ibid.*, 9, (1971) 1599.