

SOME REACTIONS OF 3-AMINO-*o*-CARBORANES

L. I. ZAKHARKIN, V. N. KALININ, V. V. GEDYMIN AND G. S. DZARASOVA

Institute of Organo-Element Compounds, Academy of Sciences, Moscow (U.S.S.R.)

(Received February 17th, 1970)

SUMMARY

1. Preparative procedure for obtaining the secondary and tertiary amines of *o*-carborane [1,2-dicarbadoecaborane(12)] series by lithium aluminum hydride reduction of their acyl derivatives has been worked out.

2. *N*-Nitroso and *N*-nitro derivatives of the secondary amines of *o*-carborane series were obtained. Cleavage of 3-(acetylnitrosoamino)-*o*-carboranes was suggested to involve formation of 3-*o*-carboranyl radical.

3. An internal salt of 3-trimethylammonium 1,2-dicarbadoecaborane(13) was prepared which could be sublimed *in vacuo*.

4. The earlier unknown *o*-carboran-3-yl isocyanates were synthesized and some of their properties investigated.

5. Carborane analogues of the Schiff's bases were prepared from 3-amino-*o*-carboranes and aldehydes and their properties investigated.

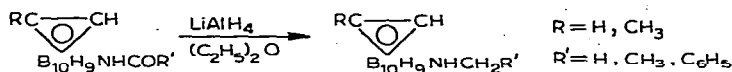
6. *o*-Carboran-3-yl isonitriles were synthesized from 3-amino-*o*-carboranes, and their possible isomerization to *o*-carboran-3-ynitriles was discovered.

INTRODUCTION

Earlier we have reported the synthesis of 3-amino-*o*-carboranes [3-amino-1,2-dicarbadoecaboranes(12)] and studied some of their properties¹. The present paper is concerned with investigation of the chemical behaviour of the secondary and tertiary amines of *o*-carborane [1,2-dicarbadoecaborane(12)] series, and with some novel reactions of 3-amino-*o*-carboranes.

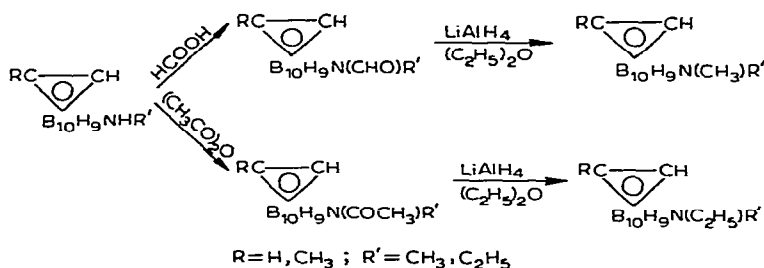
RESULTS AND DISCUSSION

We found it most convenient to obtain 3-(alkylamino)-*o*-carboranes via an almost quantitative lithium aluminum hydride reduction of 3-(acylamino)-*o*-car-



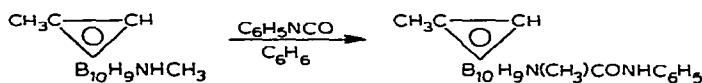
Thus, 3-(formylamino)-, 3-(acetylamino)- and 3-(benzoylamino)-*o*-carboranes gave 3-(methylamino)-, 3-(ethylamino)- and 3-(benzylamino)-*o*-carboranes.

Secondary amines in turn smoothly form the acylated secondary amines of carborane series which were reduced with lithium aluminum hydride to 3-(dialkylamino)-*o*-carboranes:

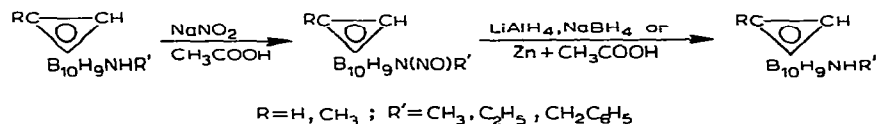


Both secondary and tertiary amines are substantially basic to give salts with acids. Thus chlorohydrates were quantitatively obtained by bubbling hydrogen chloride through a benzene solution of the corresponding amines.

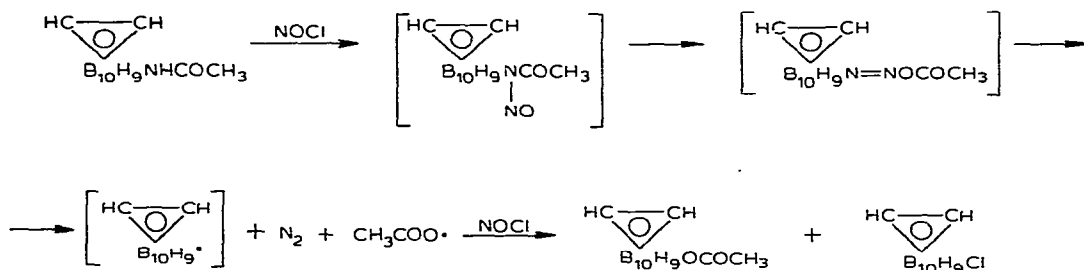
Secondary amines of *o*-carborane series smoothly react with phenyl isocyanate in benzene to give unsymmetric urea derivatives:



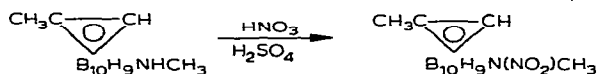
Secondary amino-*o*-carboranes may readily enter the nitrosation reaction with sodium nitrate in acetic acid affording stable *N*-nitroso derivatives. The attempts to reduce 3-(alkylnitrosoamino)-*o*-carboranes with LiAlH₄, NaBH₄, or Zn in CH₃-COOH to the corresponding disubstituted hydrazines of carborane series failed because of a ready cleavage of the N-N bond leading to the initial amine:



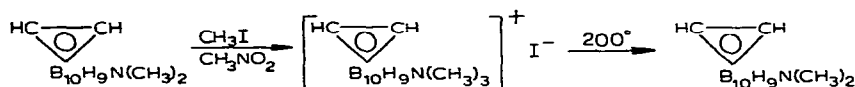
Unlike stable (alkylnitrosoamino)carboranes, (acylnitrosoamino)carboranes were shown to be unstable. On their synthesis from 3-(acylamino)carboranes in an excess of nitrosyl chloride in the mixture of acetic acid and acetic anhydride in the presence of sodium acetate they decomposed *in statu nascendi*, with the evolution of nitrogen giving 3-acetoxy- and 3-chlorocarboranes. Formation of the two latter compounds allows to suggest that (acylnitrosoamino)carboranes may probably decompose analogously to acetylnitrosoamines², with a rearrangement into diazoacetate and its radical decomposition. Decomposition product, 3-carboranyl radical, reacts with acetoxy radical to give 3-acetoxycarboranes, and in an excess of nitrosyl chloride it splits chlorine producing 3-chlorocarborane.



Secondary amino-*o*-carboranes enter the nitration reaction giving 3-(alkyl-nitroamino)-*o*-carboranes:

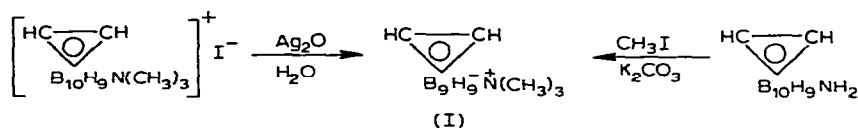


Action of methyl iodide on 3-(dimethylamino)-*o*-carborane in nitromethane results in the quarternary salt, trimethyl(*o*-carboran-3-yl)ammonium iodide. Thermal cleavage of this compound provides the starting tertiary amine alone:



Such a course of thermal cleavage of quarternary salt testifies a significant strength of the B-N bond in the salt as compared to that of C-N bond.

Preparation of trimethyl(*o*-carboran-3-yl)ammonium hydroxide by the treatment of trimethyl(*o*-carboran-3-yl)ammonium iodide with moist silver oxide involves fission of the carborane nucleus to 1,2-dicarbaundecaborane(13) anion with the formation of an internal salt (I). Probably, the strong electron-withdrawing effect of the trimethylammonium grouping occupying the position 3 of *o*-carborane nucleus may considerably decrease the stability of *o*-carborane nucleus towards bases. Therefore, as we have shown earlier¹ the tertiary amines of 3-carborane series are obtained in poor yield through the direct alkylation of 3-amino-*o*-carboranes with alkyl halides or dialkyl sulfates in the presence of potassium carbonate, an internal salt of 1,2-dicarbaundecaborane(13) being the major product (I):



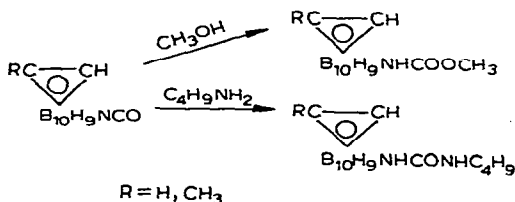
Interesting property of the internal salt of 1,2-dicarbaundecaborane(13) is its ability to sublime *in vacuo* without decomposition.

Passing carbonyl chloride through a boiling chlorobenzene solution of 3-amino-*o*-carborane gives *o*-carboran-3-yl isocyanate:

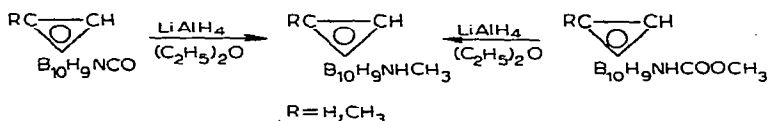


There was yet no information on the compounds with isocyanate group adjacent to the boron atom.

o-Carboran-3-yl isocyanates exhibit properties characteristic of both aliphatic and aromatic isocyanates. Thus they react readily with alcohols and amines giving respectively urethanes and unsymmetrical urea derivatives:

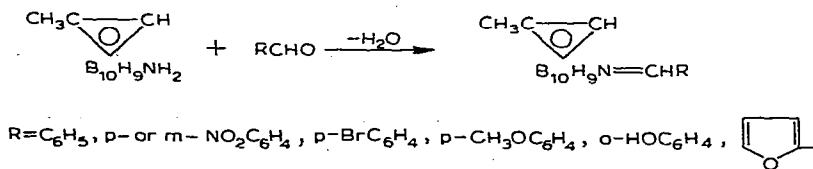


Reduction of *o*-carboran-3-yl isocyanate with lithium aluminum hydride in ether gives 3-(methylamino)-*o*-carborane, which can also be obtained by the action of lithium aluminum hydride on methyl ester of *N*-(*o*-carboran-3-yl)carbamic acid:

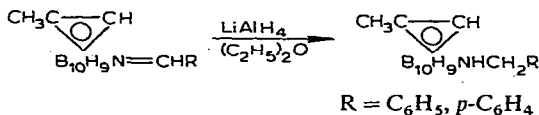


It should be noted that *o*-carboran-3-yl isocyanates do not hydrolyze even on long storage under moist atmosphere.

We found that similar to other aliphatic and aromatic amines, 3-amino-*o*-carboranes enter the condensation reactions with aromatic aldehydes giving analogues of Schiff's bases with a direct B-N bond. All the syntheses associated with the preparation of azomethines of the carborane series were conducted using 1-methyl-3-amino-*o*-carborane as example.

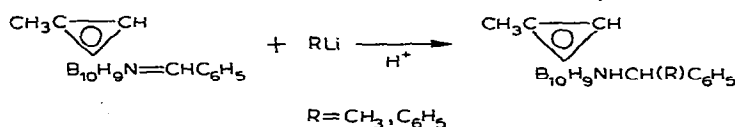


The *o*-carborane Schiff's bases obtained can easily be reduced with lithium aluminum hydride in ether to the respective (alkylamino)-*o*-carboranes.



This reaction provides a convenient route to (monoalkylamino)-*o*-carboranes.

The *o*-carborane Schiff bases react readily with the organolithium compounds at the nitrogen-carbon double bond (affording adducts). On subsequent hydrolysis the latter are converted to 3-(alkylamino)-*o*-carboranes:

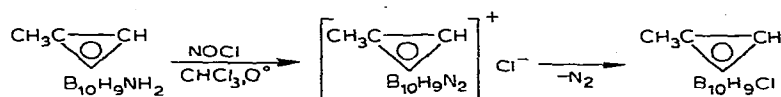


This procedure can readily give [(diphenylmethyl)amino]-*o*-carborane derivative.

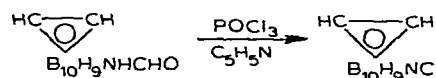
The *o*-carborane Schiff bases easily cleave to the starting 3-amino-*o*-carborane and aldehyde during chromatography on alumina which in general was found to be an effective catalyst of azomethine hydrolysis³.

Nitrosyl chloride readily reacts with the carborane Schiff bases in inert media producing the salt, *o*-carboran-3-ylidiazonium chloride unstable at 0°, decomposing to 3-chloro-*o*-carborane with the evolution of nitrogen.

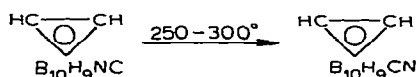
It should be pointed out that 3-amino-*o*-carboranes themselves easily react with nitrosyl chloride leading to 3-chloro-*o*-carboranes:



Analogously to other aliphatic and aromatic amines the 3-amino-*o*-carborane *N*-formyl derivatives react with phosphonyl chloride producing *o*-carboran-3-ylisonitriles.



At 250–300° *o*-carboran-3-ylisonitriles rearrange to the respective *o*-carboran-3-ynitriles:



The last reaction is the first example of a carboranyl group migration with transition from B–N to B–C bond. This reaction may provide possible route to synthesize various 3-substituted *o*-carboranes from readily available 3-amino-*o*-carboranes. All the compounds obtained in this work are listed in Tables 1–3.

EXPERIMENTAL

General procedure for the preparation of 3-(alkylamino)- and 3-(dialkylamino)-*o*-carboranes

A solution of 0.01 mole of 3-(acylamino)- or 3-(alkylacylamino)-*o*-carborane in ether was added with stirring at 20° to 0.012 *M* of LiAlH₄ in ether. The mixture was stirred and refluxed for 1 h and finally decomposed with water. The ethereal layer was dried over MgSO₄. The residue obtained (after evaporation) of ether was crystallized from pentane. Liquid secondary amines were distilled *in vacuo*. (Alkylamino)carboranes obtained are listed in Table 1 along with 3-(alkylacylamino)-*o*-carboranes and chlorohydrates of the secondary and tertiary *o*-carborane amines.

TABLE 1

N-SUBSTITUTED 3-AMINO-*o*-CARBORANES

Compound	M.p. (°C)	Brutto formula	Analysis found (calcd.) (%)			
			C	H	B	N
3-(Methylamino)- <i>o</i> -carborane	36-37	C ₃ H ₁₅ B ₁₀ N	20.84 (20.78)	8.77 (8.70)	62.41 (62.40)	8.12 (8.08)
1-Methyl-3-(methyl- amino)- <i>o</i> -carborane	39-40	C ₄ H ₁₇ B ₁₀ N	25.43 (25.65)	9.00 (9.14)	57.86 (57.75)	7.55 (7.47)
3-(Ethylamino)- <i>o</i> -carborane ^a		C ₄ H ₁₇ B ₁₀ N	25.91 (25.65)	9.12 (9.14)	57.79 (57.75)	8.08 (7.47)
1-Methyl-3-(ethyl- amino)- <i>o</i> -carborane ^b		C ₅ H ₁₉ B ₁₀ N	29.73 (29.83)	9.45 (9.49)	53.80 (53.72)	6.95 (6.95)
3-(Benzylamino)- <i>o</i> -carborane	49-50	C ₉ H ₁₉ B ₁₀ N	43.31 (43.30)	7.67 (7.67)	43.51 (43.34)	5.45 (5.61)
1-Methyl-3-[(<i>p</i> -bromo- benzyl) amino]- <i>o</i> -carborane ^c	77-79	C ₁₀ H ₂₀ B ₁₀ NBr	34.95 (35.03)	5.84 (5.86)		
1-Methyl-3-[(α -ethyl- phenyl)amino]- <i>o</i> -carborane	61-63	C ₁₁ H ₂₃ B ₁₀ N	46.95 (47.63)	8.92 (8.36)	39.05 (39.00)	
1-Methyl-3-[diphenylmethyl]- amino]- <i>o</i> -carborane	72-73	C ₁₆ H ₂₅ B ₁₀ N	56.71 (56.72)	7.48 (7.42)	32.13 (31.93)	4.00 (4.14)
3-(Methylformyl- amino)- <i>o</i> -carborane	80-81	C ₄ H ₁₅ B ₁₀ NO	24.23 (23.89)	7.54 (7.51)	54.25 (53.79)	6.52 (6.97)
1-Methyl-3-(methyl- formylamino)- <i>o</i> -carborane	77.5-78.5	C ₅ H ₁₇ B ₁₀ NO	28.09 (27.92)	7.92 (7.97)	50.40 (50.04)	6.41 (6.51)
3-(Ethylacetyl- amino)- <i>o</i> -carborane	119.5-120	C ₆ H ₁₉ B ₁₀ NO	31.66 (31.42)	7.81 (8.35)	46.88 (47.21)	6.29 (6.12)
1-Methyl-3-(ethylamino)- <i>o</i> -carborane chlorohydrate ^d	228-231	C ₅ H ₂₀ B ₁₀ NCl				6.08 (5.89)
3-(Benzylamino)- <i>o</i> - carborane chlorohydrate	232-235	C ₉ H ₂₀ B ₁₀ NCl				5.33 (4.91)
1-Methyl-3-[(α -ethylphenyl)- amino]- <i>o</i> -carborane chlorohydrate ^e	229-231	C ₁₁ H ₂₄ B ₁₀ NCl				4.19 (4.46)
3-(Dimethylamino)- <i>o</i> -carborane chlorohydrate ^f	199-201	C ₆ H ₂₂ B ₁₀ NCl				5.68 (5.56)
3-(Methylnitrosoamino)- <i>o</i> -carborane	81-82	C ₃ H ₁₄ B ₁₀ N ₂ O	17.74 (17.83)	6.80 (6.97)	53.59 (53.46)	14.04 (13.86)
1-Methyl-3-(methylnitroso- amino)- <i>o</i> -carborane	53-54	C ₄ H ₁₆ B ₁₀ N ₂ O	22.37 (22.25)	7.48 (7.44)	49.83 (49.99)	12.74 (12.95)
3-(Ethylnitrosoamino)- <i>o</i> -carborane	82-83	C ₄ H ₁₆ B ₁₀ N ₂ O	22.30 (22.25)	7.36 (7.44)	49.73 (49.99)	12.95 (12.95)
1-Methyl-3-(ethylnitroso- amino)- <i>o</i> -carborane	63-64	C ₅ H ₁₈ B ₁₀ N ₂ O	26.08 (26.08)	7.89 (7.87)	47.04 (46.92)	12.50 (12.14)
3-(Benzylnitroso- amino)- <i>o</i> -carborane	96-97	C ₉ H ₁₈ B ₁₀ N ₂ O	38.76 (38.80)	6.42 (6.51)	38.59 (38.83)	10.09 (10.01)

TABLE 1 (continued)

Compound	M.p. (°C)	Brutto formula	Analysis found (calcd.) (%)			
			C	H	B	N
1-Methyl-3-(benzylnitroso- amino)- <i>o</i> -carborane	97-98	C ₁₀ H ₂₀ B ₁₀ N ₂ O			37.01 (36.99)	9.58 (9.59)
1-Methyl-3-(benzylamino)- <i>o</i> -carborane	41-42	C ₁₀ H ₂₁ B ₁₀ N	46.66 (46.02)	8.43 (8.03)	41.22 (41.01)	5.42 (5.32)

^a B.p. 128-130 (2 mm), n_D^{20} 1.5558. ^b B.p. 136-138 (2 mm), n_D^{20} 1.5459. ^c Found: Br, 23.01; calcd.: Br, 23.30%. ^d Found: Cl, 15.48; calcd.: Cl, 14.96%. ^e Found: Cl, 11.41; calcd.: Cl, 11.30%. ^f Found: Cl, 14.13; calcd.: Cl, 14.07%.

N-Phenyl-*N'*-methyl-*N'*-(1-methyl-*o*-carboran-3-yl) urea

1.9 g of 1-methyl-3-(methylamino)-*o*-carborane was refluxed for 6 h with 1.2 g of phenyl isocyanate in 20 ml of benzene. After evaporation of benzene, 2.1 g (68%) of *N*-phenyl-*N'*-methyl-*N'*-(1-methyl-*o*-carboran-3-yl)urea was obtained. M.p. 137-138° (heptane). (Found: C, 43.15; H, 7.18; B, 35.15; N, 9.58. C₁₁H₂₂B₁₀N₂O calcd.: C, 43.20; H, 7.22; B, 35.32; N, 9.15%.)

General procedure for the preparation of 3-(alkylnitrosoamino)-*o*-carboranes

0.012 mole of NaNO₂ in 2 ml of water was added at 10° to a solution of 0.01 mole of 3-(alkylamino)-*o*-carborane in 20 ml of acetic acid. The mixture was stirred for 1 h at 20°, poured in water and extracted with ether. The ethereal extracts were washed with bicarbonate solution, water and dried over MgSO₄. After evaporation of the solvent the residue was crystallized from pentane. (Alkylnitrosoamino)-*o*-carboranes prepared are listed in Table 1. 3-(Nitrosoalkylamino)-*o*-carboranes show characteristic absorption within 1400-1430 cm⁻¹ assigned to the N-NO stretching band.

3-(Methylnitroamino)-1-methyl-*o*-carborane

3 ml of nitric acid (d = 1.51) was slowly added at 10° to 0.5 g of 1-methyl-3-(methylamino)-*o*-carborane in 20 ml of sulfuric acid. The mixture was stirred for 5 h at 20° and poured on ice. Aqueous layer was extracted with benzene and the extracts dried over MgSO₄. After evaporation of the solvent 0.18 g of 1-methyl-3-(methylnitroamino)-*o*-carborane was obtained, m.p. 49-50° (pentane). (Found: N, 12.07. C₄H₁₆B₁₀N₂O₂ calcd.: N, 12.04%.)

Reaction of 3-(*N*-acylamino)-*o*-carboranes with nitrosyl chloride

1 g of nitrosyl chloride in 3 ml of acetic anhydride was added at 0° to 2 g of 3-(acetylamino)-*o*-carborane in a mixture of 25 ml of acetic acid, 10 ml of acetic anhydride, 1 g of sodium acetate and 0.1 g of phosphorus pentoxide. The mixture was stirred for 1 h at 20°, poured in water and extracted with benzene. The benzene extracts were washed with bicarbonate solution, water and dried over MgSO₄. After evaporation of the solvent, 3-acetoxy-*o*-carborane (57%) and 3-chloro-*o*-carborane (43%) were identified in the residue by GLC analysis.

Trimethyl(o-carboran-3-yl)ammonium iodide

5 ml of methyl iodide was added to a solution of 1.9 g of 3-(dimethylamino)-*o*-carborane in 20 ml of nitromethane and the mixture was refluxed for 2 h. 1.85 g (56%) of trimethyl(*o*-carboran-3-yl)ammonium iodide was obtained. M.p. 170.5–171.5° (ether/methanol). (Found: C, 18.08; H, 6.22; B, 32.61; N, 4.31. C₅H₂₀B₁₀NI calcd.: C, 18.24; H, 6.12; B, 32.88; N, 4.26%.)

Internal salt of trimethylammonium 1,2-dicarbaundecaborane(13)

To a solution of 3.3 g of trimethyl(*o*-carboran-3-yl)ammonium iodide in 20 ml of methanol a suspension of Ag₂O in water was added. After stirring for 2 h at 20° the residue was filtered off and the filtrate evaporated. 1.13 g (59%) of internal salt of trimethylammonium 1,2-dicarbaundecaborane(13) was obtained. M.p. 306–309° (ether/methanol). (Found: C, 31.06; H, 10.41; B, 50.43; N, 7.55. C₅H₂₀B₉N calcd.: C, 31.39; H, 10.52; B, 50.80; N, 7.32%.)

General procedure for preparation of o-carboran-3-yl isocyanates

A solution of 0.01 mole of 3 amino-*o*-carborane in 50 ml of chlorobenzene was saturated with dry gaseous HCl at 70°. Then at boiling temperature phosgene was passed until the formation of a transparent solution. After evaporation of chlorobenzene the residue was crystallized from hexane. *o*-Carboran-3-yl isocyanates obtained are listed in Table 2. *o*-Carboran-3-yl isocyanates show characteristic absorption within the region 2310–2325 cm⁻¹ assigned to the NCO stretching vibrations.

TABLE 2

DERIVATIVES OF 3-AMINO-*o*-CARBORANES

Compound	M.p. (°C)	Brutto formula	Analysis found (calcd)(%)			
			C	H	B	N
<i>o</i> -Carboran-3-yl isocyanate	114.5–115.5	C ₃ H ₁₁ B ₁₀ NO	19.83 (19.45)	6.08 (5.98)	58.54 (58.43)	7.55 (7.56)
(1-Methyl- <i>o</i> -carboran-3-yl) isocyanate	95–97	C ₄ H ₁₃ B ₁₀ NO	28.84 (24.19)	6.74 (6.58)	53.85 (54.25)	7.16 (7.03)
Methyl ester of <i>o</i> -carboran- 3-ylcarbamic acid	117–118	C ₄ H ₁₅ B ₁₀ NO ₂				6.20 (6.44)
Methyl ester of (1-methyl- <i>o</i> - carboran-3-yl)carbamic acid	113–114	C ₅ H ₁₇ B ₁₀ NO ₂				5.82 (6.06)
<i>N</i> -Butyl- <i>N'</i> -(<i>o</i> -carbo- ran-3-yl)urea	183–184	C ₇ H ₂₂ B ₁₀ N ₂ O				10.57 (10.82)
<i>N</i> -Butyl- <i>N'</i> -(1-methyl- <i>o</i> - carboran-3-yl)-urea	185–186	C ₈ H ₂₄ B ₁₀ N ₂ O	36.03 (35.25)	9.29 (8.88)	39.71 (39.71)	10.31 (10.06)

General procedure for preparation of methyl esters of N-(o-carboran-3-yl)carbamic acid

5 ml of methanol was added to a solution of 0.01 mole of *o*-carboran-3-yl isocyanate in 20 ml of benzene and the mixture was heated for 2 h. After evaporation of benzene the residue was crystallized from hexane. Methyl esters of *N*-(*o*-carboran-3-yl)carbamic acid obtained are listed in Table 2.


General procedure for preparation of N-butyl-N'-(o-carboran-3-yl)urea

0.01 mole of butylamine in 5 ml of benzene was added to a solution of 0.01 mole of *o*-carboran-3-yl isocyanate in 20 ml of benzene and the mixture kept for 2 h. After evaporation of benzene the residue was crystallized from heptane/chlorobenzene. *N*-Butyl-*N'*-(*o*-carboran-3-yl)ureas obtained are listed in Table 2.

General procedure for preparation of Schiff's bases from 1-methyl-3-amino-o-carborane and aromatic aldehydes

A solution of 0.012 mole of a respective aromatic aldehyde in 10 ml of methylene chloride was added to 0.01 mole of 1-methyl-3-amino-*o*-carborane in 20 ml of methylene chloride. The solution was left for 2 h at 20°. After evaporation of methylene chloride the residue was crystallized from hexane. The *o*-carborane analogues of the Schiff bases obtained are shown in Table 3. The Schiff bases show absorption bands within 1630–1665 cm⁻¹ assigned to the C=N stretching vibrations.

TABLE 3

R	M.p. (°C)	Brutto formula	Analysis found (calcd.) (%)			
			C	H	B	N
C ₆ H ₅	91–92	C ₁₀ H ₁₉ B ₁₀ N	45.73 (46.30)	7.37 (7.34)	41.21 (41.40)	5.32 (5.37)
<i>p</i> -NO ₂ C ₆ H ₄	192–194	C ₁₀ H ₁₈ B ₁₀ N ₂ O	39.61 (39.92)	5.86 (5.92)	34.69 (35.35)	8.93 (9.15)
<i>m</i> -NO ₂ C ₆ H ₄	104–105	C ₁₀ H ₁₈ B ₁₀ N ₂ O	39.77 (39.92)	6.05 (5.92)	35.04 (35.35)	9.04 (9.15)
<i>p</i> -BrC ₆ H ₄ ^a	75–76.5	C ₁₀ H ₁₈ B ₁₀ NBr	35.65 (35.30)	5.96 (5.34)		4.11 (4.11)
<i>o</i> -HOC ₆ H ₄	142–143	C ₁₀ H ₁₉ B ₁₀ NO	43.96 (43.60)	7.02 (6.90)	39.30 (39.00)	5.08 (5.06)
<i>p</i> -CH ₃ OC ₆ H ₄	70.5–72	C ₁₁ H ₂₁ B ₁₀ NO	45.06 (45.50)	7.23 (7.25)	37.35 (37.20)	4.63 (4.82)
	92–93.5	C ₈ H ₁₇ B ₁₀ NO	38.34 (38.39)	6.64 (6.82)	43.14 (43.20)	5.76 (5.59)

^a Found: Br, 23.50; calcd.: Br, 23.42%.

Interaction of 1-methyl-3-(benzylideneamino)-o-carborane with organolithium compounds

A four-fold excess of organolithium compound in ether was added to a solution of 0.01 mole of 1-methyl-3-(benzylideneamino)-*o*-carborane in 30 ml of ether at 20°. The mixture was refluxed for 1 h. After decomposing with water the ethereal layer was dried over MgSO₄. After evaporation of the solvent the residue was crystallized from hexane; 3-(alkylamino)-*o*-carboranes obtained are listed in Table 1.

Reaction of 1-methyl-3-(benzylideneamino)-o-carborane with nitrosyl chloride

A solution of 1 g of nitrosyl chloride in 5 ml of ether was added at 0° to 2.6 g

of 1-methyl-3-(benzylideneamino)-*o*-carborane in 30 ml of ether. The mixture was stirred at 20° for 1 h, poured in water and the ethereal layer dried over MgSO₄. After evaporation of the solvent 0.56 g (29%) of 1-methyl-3-chloro-*o*-carborane was obtained.

*Reaction of 1-methyl-3-amino-*o*-carborane with nitrosyl chloride*

A solution of 1.5 g of nitrosyl chloride in 5 ml of chloroform was added at 0° to 1.7 g of 1-methyl-3-amino-*o*-carborane in 30 ml of chloroform. The mixture was stirred at 20° for 1 h, poured in water and the organic layer dried over MgSO₄. After evaporation of the solvent 1.7 g (88%) of 1-methyl-3-chloro-*o*-carborane was obtained.

*3-Isocyano-*o*-carborane*

A solution of 1.6 g of freshly distilled phosphonyl chloride in 10 ml of chloroform was added at 5° to 1.9 g of 3-(formylamino)-*o*-carborane in 25 ml of pyridine. The mixture was stirred at 40° for 2 h, poured in water and the chloroform layer acidified with aqueous hydrochloric acid solution and then treated with a solution of phosphoric acid and dried over MgSO₄. After the evaporation of chloroform, 0.78 g (46%) of 3-isocyano-*o*-carborane was obtained. M.p. 140° (decompn.)(hexane). (Found: C, 21.67; H, 6.40; B, 63.74; N, 8.33. C₃H₁₁B₁₀N calcd.: C, 21.30; H, 6.56; B, 64.05; N, 8.28%.) $\nu(\text{NC})$ 2140 cm⁻¹.

*3-Cyano-*o*-carborane*

1.7 g of 3-isocyano-*o*-carborane was heated in a sealed ampule at 250–300° for 3 h. The reaction mixture was sublimed *in vacuo*. 0.66 g (39%) of 3-cyano-*o*-carborane was obtained, m.p. 221–222.5° (heptane). (Found: C, 21.34; H, 6.57; B, 63.82; N, 8.50. C₃H₁₀B₁₀N calcd.: C, 21.30; H, 6.56; B, 64.05; N, 8.28%.)

ACKNOWLEDGEMENT

The authors thank Dr. A. L. Chimishkyan for his assistance in the preparation and study of 3-*o*-carboranyl isocyanates.

REFERENCES

- 1 L. I. ZAKHARKIN, V. N. KALININ AND V. V. GEDYMIN, *J. Organometal. Chem.*, 16 (1969) 371.
 - 2 D. HEY AND W. WATERS, *Chem. Revs.*, 21 (1937) 169.
 - 3 A. MAILHE, *Bull. Soc. Chim. Fr.*, 35 (1924) 379.
- J. Organometal. Chem.*, 23 (1970) 303–312