

*Journal of Organometallic Chemistry*, 155 (1978) 293—298  
© Elsevier Sequoia S.A., Lausanne — Printed in The Netherlands

## REACTION OF PHENACYL- (OR BENZYL-)TRIPHENYLARSONIUM BROMIDE WITH AROMATIC DIAZONIUM SALTS: SYNTHESIS OF 1,4-DIHYDRO-1,2,4,5-TETRAZINES THROUGH ARSENIC YLIDE \*

R.K. BANSAL \*\* and S.K. SHARMA

*Department of Chemistry, University of Rajasthan, Jaipur-302004 (India)*

(Received February 2nd, 1978)

### Summary

The reaction of phenacyl- (or benzyl-)triphenylarsonium bromide with aromatic diazonium salts provides a simple method for synthesizing 1,4-dihydro-1,2,4,5-tetrazines in good yield. The reaction proceeds via the nitrilimine intermediate and the latter dimerizes to yield the corresponding 1,4-dihydro-1,2,4,5-tetrazines. Many 1,4-dihydro-1,2,4,5-tetrazines have been prepared by this method.

### Introduction

The chemistry of ylides has attracted a good deal of attention because of their important synthetic applications. As only limited work has been done so far on arsenic ylides, we began a study of their synthetic utility, and have reported the synthesis of some indoles and benzindoles from arsenic ylides [1,2]. We now describe the synthesis of some 1,4-dihydro-1,2,4,5-tetrazines by treatment of phenacyl- (or benzyl-)triphenylarsonium bromide with aromatic diazonium salts.

Huisgen et al. reported the synthesis of some 1,4-dihydro-1,2,4,5-tetrazines by thermolysis of 2,5-disubstituted tetrazoles [3], and suggested that a 'nitrilimine' intermediate was involved [4]. However, the thermolysis was not clean and a number of side-products were formed [4]. The reaction of phenylhydrazones of  $\alpha$ -chlorobenzaldehyde [5,6] and  $\alpha$ -chloroglyoxylic acid [7] with a base also gives 1,4-dihydro-1,2,4,5-tetrazines, but again the yield is unsatisfactory.

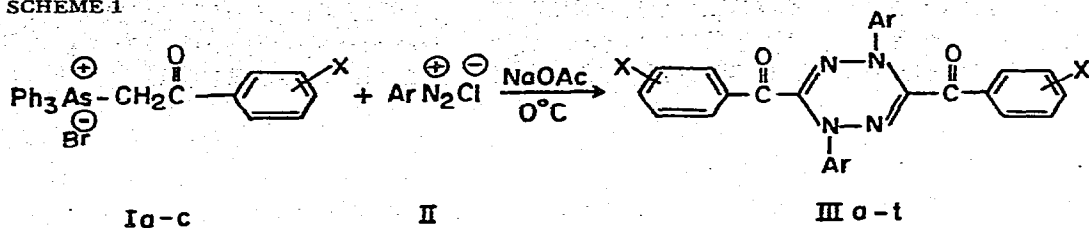
\* This paper was presented in part at the 65th session of Indian Science Congress, held in January, 1978.

\*\* To whom correspondence should be addressed.

## Results and discussion

Phenacyltriphenylarsonium bromide (Ia–Ic) reacted with various aryl diazonium salts (II) in methanol at 0°C in the presence of sodium acetate to give the corresponding 1,4-diaryl-3,6-diaroyl-1,4-dihydro-1,2,4,5-tetrazines (IIIa–t) (Scheme 1).

SCHEME 1



The reactions of aryldiazonium salts with *N*-phenacylpyridinium bromide [8,9] and phenacyldimethylsulphonium bromide [10] have also been studied. In these cases, it was suggested that the diazonium salt reacts directly with the pyridinium or the sulphonium salt to give the ylide [8–10] but this appears to be contrary to the observed facts. The diazonium salt, being electrophilic in nature would be expected to react with the nucleophilic species and it therefore seemed more probable that the arsonium salt would first be converted into the ylide, which would then react with the diazonium salt. Our results support this suggestion. On stirring the arsonium salt with sodium acetate, a yellow colour develops, indicating the generation of the ylide (IV). When the diazonium salt solution is added to the ylide solution, the acetate ion, being a stronger base than the ylide, neutralizes the excess of acid present in the diazonium salt solution and thus the ylide is left to interact with the diazonium salt to yield the species V. The latter subsequently changes into the nitrilimine (VII), which finally undergoes 1,3-dipolar dimerization to yield the 1,4-dihydro-1,2,4,5-tetrazines (III). The suggested mechanism is outlined in Scheme 2.

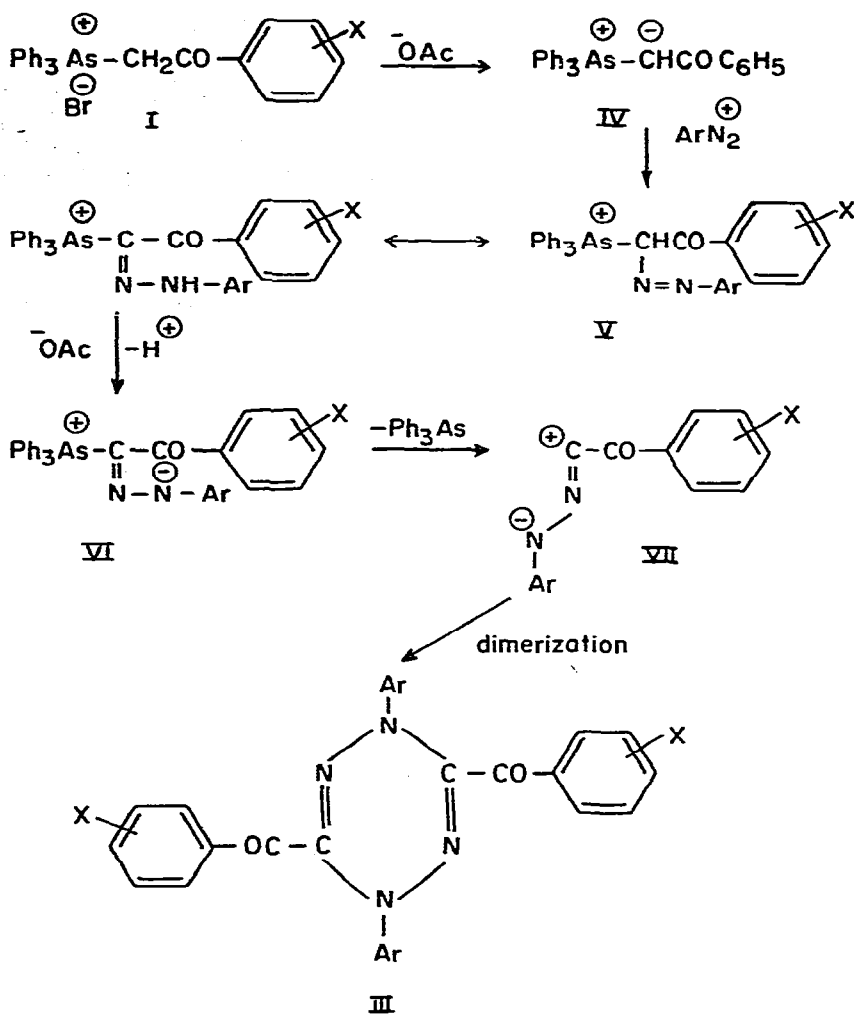
A similar reaction of benzyltriphenylarsonium bromide (VIII) with phenyldiazonium salt (II) afforded 1,3,4,6-tetraphenyl-1,4-dihydro-1,2,4,5-tetrazine (IX) (Scheme 3), which was identical with the compound prepared by Bamberger et al. [11] by iodine oxidation of benzaldehyde phenylhydrazone.

The reactions of phenacyltriphenylarsonium bromide with  $\alpha$ - and  $\beta$ -naphthyl diazonium salts were also studied but the yields were poor and the products could not be isolated pure. The low yield can be attributed to steric hindrance by the bulky naphthyl groups.

All the tetrazines, most of which are new, were characterized on the basis of elemental analysis and IR and PMR spectra. In the IR, a sharp peak in the region of  $1670\text{--}1640\text{ cm}^{-1}$  is attributable to C=O stretching frequency (PhCO). In the PMR spectrum, only a multiplet was observed in the region  $\delta\ 6.8\text{--}8.2$  ppm, corresponding to the aromatic protons. In the compounds having methyl group a singlet was observed in the region  $\delta\ 1.8\text{--}2.2$  ppm, as expected for methyl protons.

The physical data of the 1,4-dihydro-1,2,4,5-tetrazines (IIIa–III t, IX) are summarized in Table 1.

SCHEME 2



SCHEME 3

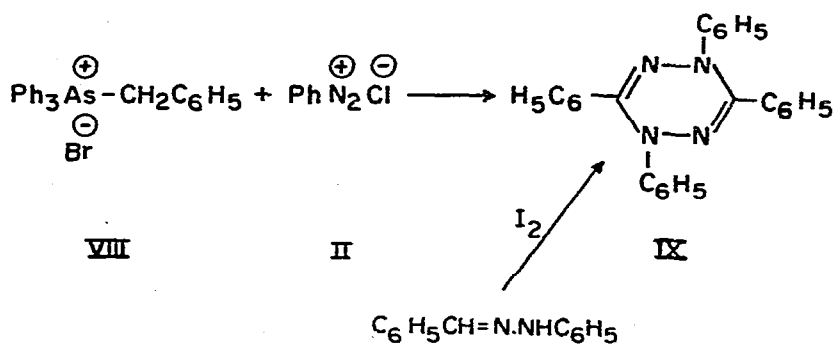


TABLE I  
 PHYSICAL CONSTANTS AND ANALYSES FOR THE 1,4-DIHYDRO-1,2,4,5-TETRAZINES

Compound	X	Ar	M.p. (°C)	Yield (%)	Molecular formula	Analysis (Found (calcd.)) (%)		
						C	H	N
IIa	H	C <sub>6</sub> H <sub>5</sub>	196 <sup>a</sup>	65	C <sub>28</sub> H <sub>20</sub> N <sub>4</sub> O <sub>2</sub>	75.64 (75.66)	4.53 (4.54)	12.57 (12.00)
IIb	H	<i>p</i> -MeC <sub>6</sub> H <sub>4</sub>	148	48	C <sub>30</sub> H <sub>24</sub> N <sub>4</sub> O <sub>2</sub>	76.20 (76.25)	5.10 (5.12)	11.83 (11.86)
IIc	H	<i>p</i> -ClC <sub>6</sub> H <sub>4</sub>	202	76	C <sub>28</sub> H <sub>18</sub> N <sub>4</sub> O <sub>2</sub> Cl <sub>2</sub>	65.48 (65.49)	3.50 (3.50)	10.82 (10.91)
IIId	H	<i>p</i> -NO <sub>2</sub> C <sub>6</sub> H <sub>4</sub>	217	72	C <sub>28</sub> H <sub>18</sub> N <sub>4</sub> O <sub>6</sub>	62.90 (62.92)	3.38 (3.39)	15.68 (15.72)
IIe	H	<i>p</i> -BrC <sub>6</sub> H <sub>4</sub>	188	08	C <sub>28</sub> H <sub>18</sub> N <sub>4</sub> O <sub>2</sub> Br <sub>2</sub>	55.80 (55.81)	2.99 (2.99)	9.21 (9.30)
IIIf	H	<i>p</i> -IC <sub>6</sub> H <sub>4</sub>	179	61	C <sub>28</sub> H <sub>18</sub> N <sub>4</sub> O <sub>2</sub> I <sub>2</sub>	48.25 (48.27)	2.53 (2.58)	8.00 (8.04)
IIIg	H	<i>p</i> -MeOC <sub>6</sub> H <sub>4</sub>	163	50	C <sub>30</sub> H <sub>24</sub> N <sub>4</sub> O <sub>4</sub>	71.41 (71.42)	4.79 (4.79)	11.08 (11.10)
IIIf	H	<i>p</i> -EtOC <sub>6</sub> H <sub>4</sub>	152	45	C <sub>32</sub> H <sub>28</sub> N <sub>4</sub> O <sub>4</sub>	72.16 (72.18)	5.27 (5.26)	10.49 (10.52)
IIIf	<i>m</i> -NO <sub>2</sub>	C <sub>6</sub> H <sub>5</sub>	186	60	C <sub>28</sub> H <sub>18</sub> N <sub>4</sub> O <sub>6</sub>	62.90 (62.92)	3.38 (3.36)	15.69 (15.72)
IIIf	<i>m</i> -NO <sub>2</sub>	<i>p</i> -NO <sub>2</sub> C <sub>6</sub> H <sub>4</sub>	196	67	C <sub>28</sub> H <sub>16</sub> N <sub>4</sub> O <sub>10</sub>	53.80 (53.84)	2.62 (2.56)	17.89 (17.94)

IIIk	<i>m</i> -NO <sub>2</sub>	<i>p</i> -ClC <sub>6</sub> H <sub>4</sub>	150-152	60	C <sub>28</sub> H <sub>16</sub> N <sub>6</sub> Cl <sub>2</sub> O <sub>6</sub>	55.70 (55.72)	2.64 (2.65)	13.90 (13.93)
III l	<i>m</i> -NO <sub>2</sub>	<i>p</i> -MeC <sub>6</sub> H <sub>4</sub>	178-180	55	C <sub>30</sub> H <sub>22</sub> N <sub>6</sub> O <sub>6</sub>	64.02 (64.06)	3.92 (3.94)	14.90 (14.94)
III m	<i>m</i> -NO <sub>2</sub>	<i>p</i> -MeOC <sub>6</sub> H <sub>4</sub>	146-147	48	C <sub>30</sub> H <sub>22</sub> N <sub>6</sub> O <sub>8</sub>	60.60 (60.61)	3.73 (3.73)	14.12 (14.14)
III n	<i>m</i> -NO <sub>2</sub>	<i>p</i> -BrC <sub>6</sub> H <sub>4</sub>	202	57	C <sub>28</sub> H <sub>16</sub> N <sub>6</sub> O <sub>8</sub> Br <sub>2</sub>	48.55 (48.55)	2.32 (2.31)	12.10 (12.13)
III o	<i>m</i> -NO <sub>2</sub>	<i>p</i> -IC <sub>6</sub> H <sub>4</sub>	173-174	61	C <sub>28</sub> H <sub>16</sub> N <sub>6</sub> O <sub>6</sub> I <sub>2</sub>	42.71 (42.74)	2.01 (2.03)	10.60 (10.69)
III p	<i>p</i> -CH <sub>3</sub>	C <sub>6</sub> H <sub>5</sub>	208-210	50	C <sub>30</sub> H <sub>24</sub> N <sub>4</sub> O <sub>2</sub>	76.23 (76.25)	5.11 (5.12)	11.83 (11.86)
III q	<i>p</i> -CH <sub>3</sub>	<i>p</i> -NO <sub>2</sub> C <sub>6</sub> H <sub>4</sub>	218-220	71	C <sub>30</sub> H <sub>22</sub> N <sub>6</sub> O <sub>6</sub>	64.04 (64.06)	3.72 (3.94)	14.90 (14.94)
III r	<i>p</i> -CH <sub>3</sub>	<i>p</i> -ClC <sub>6</sub> H <sub>4</sub>	184-185	73	C <sub>30</sub> H <sub>22</sub> N <sub>4</sub> O <sub>2</sub> Cl <sub>2</sub>	66.51 (66.54)	4.04 (4.06)	10.16 (10.35)
III s	<i>p</i> -CH <sub>3</sub>	<i>p</i> -MeC <sub>6</sub> H <sub>4</sub>	169-171	62	C <sub>32</sub> H <sub>28</sub> N <sub>4</sub> O <sub>2</sub>	76.78 (76.80)	5.57 (5.60)	11.10 (11.20)
III t	<i>p</i> -CH <sub>3</sub>	<i>p</i> -BrC <sub>6</sub> H <sub>4</sub>	158-160	54	C <sub>30</sub> H <sub>22</sub> N <sub>4</sub> O <sub>2</sub> Br <sub>2</sub>	57.29 (57.30)	3.49 (3.49)	8.81 (8.88)
IX	--	--	202-204 <sup>b</sup>	40	C <sub>26</sub> H <sub>20</sub> N <sub>4</sub>	80.38 (80.39)	5.18 (5.19)	14.40 (14.42)

<sup>a</sup> Lit. [10] 196°C. <sup>b</sup> Lit. [3] 203-204°C.

## Experimental

Melting points are uncorrected. The compounds were purified by recrystallization and their purity checked by TLC. The IR spectra were recorded with KBr pellets on a Perkin-Elmer 337 Grating IR spectrophotometer. The PMR spectra were recorded on a Perkin-Elmer RB-12 spectrometer with tetramethylsilane as internal standard. The spectra of the compounds containing methyl groups were recorded in  $\text{CDCl}_3$ , and other spectra in acetone.

The amines used for the preparation of the diazonium salts, were purified either by distillation or by recrystallization, and an A.R. grade of sodium acetate was used in all the reactions. The arsonium salts were prepared as described in the literature [2].

### *Reaction of phenacyl- (or benzyl-)triphenylarsonium bromide with aryl diazonium salt*

The following general procedure was used for all the reactions. A mixture of arsonium salt (10 mmol in 50 ml methanol) and sodium acetate (50 mmol in 20 ml water) was cooled in an ice bath and stirred, whereupon a yellow colour developed. A separately prepared diazonium salt solution (10 mmol) was added and the mixture was kept in an ice bath for further 3 h. The solid which separated was recrystallized to yield the tetrazine.

## Acknowledgements

We are indebted to Professor R.C. Mehrotra, without whose generous encouragement this work would have not been possible. Our thanks are also due to Dr. G. Srivastava for helpful suggestions and the University authorities for providing the necessary facilities. One of us (S.K.S.) acknowledges financial assistance from the U.G.C., New Delhi.

## References

- 1 R.K. Bansal and S.K. Sharma, *Tetrahedron Lett.*, (1977) 1923.
- 2 R.K. Bansal and S.K. Sharma, *J. Organometal. Chem.*, 149 (1978) 309.
- 3 R. Huisgen, J. Sauer and M. Seidel, *Chem. Ber.*, 94 (1961) 2503.
- 4 R. Huisgen, J. Sauer and M. Seidel, *Ann.*, 654 (1962) 146.
- 5 R. Huisgen, *Angew. Chem.*, 75 (1963) 604.
- 6 G. Gaudiano, C. Ticozzi, A. Umani-Ronchi and A. Seiva, *Chim. Ind. (Milan)*, 49 (1967) 1343.
- 7 M.O. Lozinskii and P.S. Pel'kis, *Zh. Organ. Khim.*, 1 (1965) 798.
- 8 F. Krollpfeiffer and E. Braun, *Ber.*, 70 (1937) 89.
- 9 R. Huisgen, E. Aufderhaar and G. Wallbillich, *Chem. Ber.*, 98 (1965) 1476.
- 10 A.S. Shawali and A.O. Abdelhamid, *Bull. Chem. Soc. Japan*, 49 (1976) 321.
- 11 E. Bamberger and J. Grob, *Ber.*, 34 (1901) 523.