

Preliminary communication

CARBON—CARBON BOND FORMATION VIA COUPLING OF ISONITRILES WITH μ_2 - η^2 -ACETYLIDES

ARTHUR J. CARTY, GRAHAM N. MOTT and NICHOLAS J. TAYLOR

*Guelph-Waterloo Centre for Graduate Work in Chemistry, Chemistry Department,
University of Waterloo, Waterloo, Ontario N2L 3G1 (Canada)*

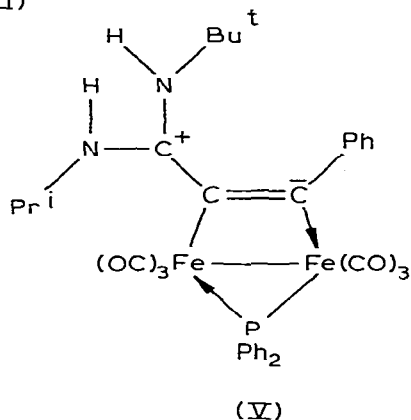
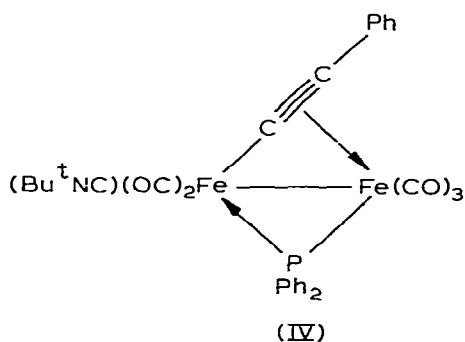
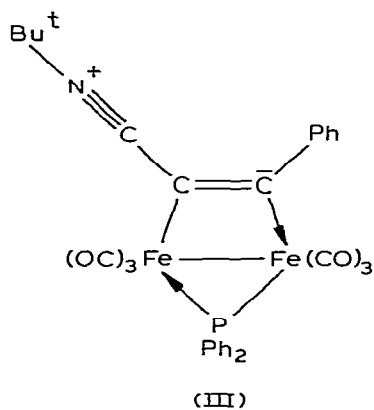
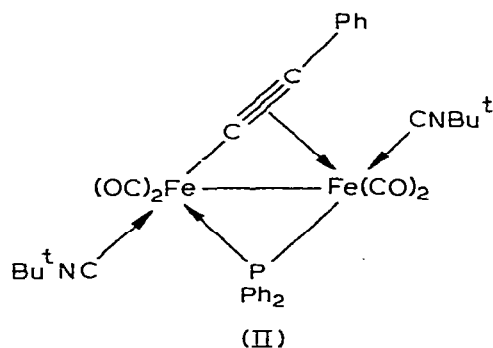
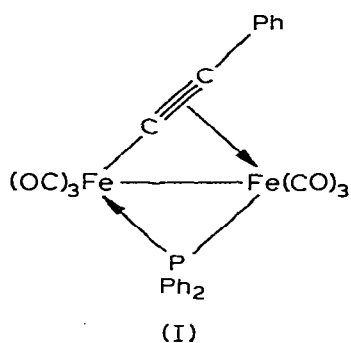
(Received January 29th, 1981)

Summary

The synthesis of carbon—carbon bonds via coupling of isonitriles RNC with the μ_2 - η^2 -acetylide in $\text{Fe}_2(\text{CO})_6(\text{C}\equiv\text{CPh})(\text{PPh}_2)$ via nucleophilic attack at carbocationic carbon is described.

Activation of an unsaturated ligand via multi-site coordination to several metal atoms in a polynuclear complex plays a pivotal role in organometallic synthesis and metal cluster catalysis [1]. In the continuing search for homogeneous Fischer—Tropsch type catalysts for the synthesis of hydrocarbon fuels from CO and H_2 attention has recently focussed on the unusual reactivity of cluster bound carbide carbon atoms [2,3]. Thus Bradley and co-workers [3] have synthesised methylacetate from CO, H_2 , solvent methanol and a transition metal carbide cluster in which the carbide carbon atom is derived from CO. A key feature of the proposed reaction sequence is carbon—carbon bond formation between a cluster bound "carbocationic" carbide carbon atom and carbon monoxide. We have observed that multi-site bound acetylides, like their close relatives the carbides, exhibit pronounced "carbocationic" reactivity and in this communication we describe the synthesis of carbon—carbon bonds between acetylenic carbon atoms in μ_2 - η^2 -acetylides and one class of weak, uncharged carbon nucleophiles, the isonitriles RNC. The synthesis of adducts $\text{Fe}_2(\text{CO})_6\{\text{C}(\text{CNR})\text{CR}'\}(\text{PPh}_2)$ from isonitriles RNC and sideways bound acetylide in $\text{Fe}_2(\text{CO})_6(\text{C}\equiv\text{CR}')(\text{PPh}_2)$ via attack at acetylidic carbon and their subsequent conversion to carbene derivatives has significance not only for cluster mediated coupling but also for the elaboration of multi-site bound unsaturated species.

The μ_2 - η^2 -acetylide $\text{Fe}_2(\text{CO})_6(\text{C}\equiv\text{CPh})(\text{PPh}_2)$ (I) reacts readily with an excess of Bu^tNC at room temperature in benzene. After 4 h, IR and thin layer



monitoring of the reaction mixture indicated the presence of two products. Chromatography on Florisil eluted a small amount of starting material (petr. ether), followed by a dark red band of $\text{Fe}_2(\text{CO})_4(\text{CNBu}^t)_2(\text{C}_2\text{Ph})(\text{PPh}_2)$ (II) (benzene/petr. ether 60/40) which readily crystallised from heptane at -10°C (II, 46% m.p. 157°C , dec., IR C_6H_{12} , $\nu(\text{CO})$: 1998m, 1973vs, 1947s, 1931m; Nujol, $\nu(\text{N}\equiv\text{C})$, 2140s cm^{-1} ; ^1H NMR, C_6D_6 ; δ 0.8 s ($\equiv\text{N}-\text{CMe}_3$), 6.9–7.9m (C_6H_5); ^{31}P NMR, C_6D_6 ; δ 144.5). Benzene then eluted a bright orange band containing the adduct $\text{Fe}_2(\text{CO})_6\{\text{C}(\text{CNBu}^t)\text{CPh}\}(\text{PPh}_2)$ (III), which crystallised from heptane (III, 30%, m.p. $149-150^\circ\text{C}$, IR, C_6H_{12} ; $\nu(\text{CO})$. 2046s, 2005vs, 1987s, 1964w, 1955m, 1937m; Nujol, $\nu(\text{N}\equiv\text{C})$ 2190m cm^{-1} ; ^1H NMR, C_6D_6 ;

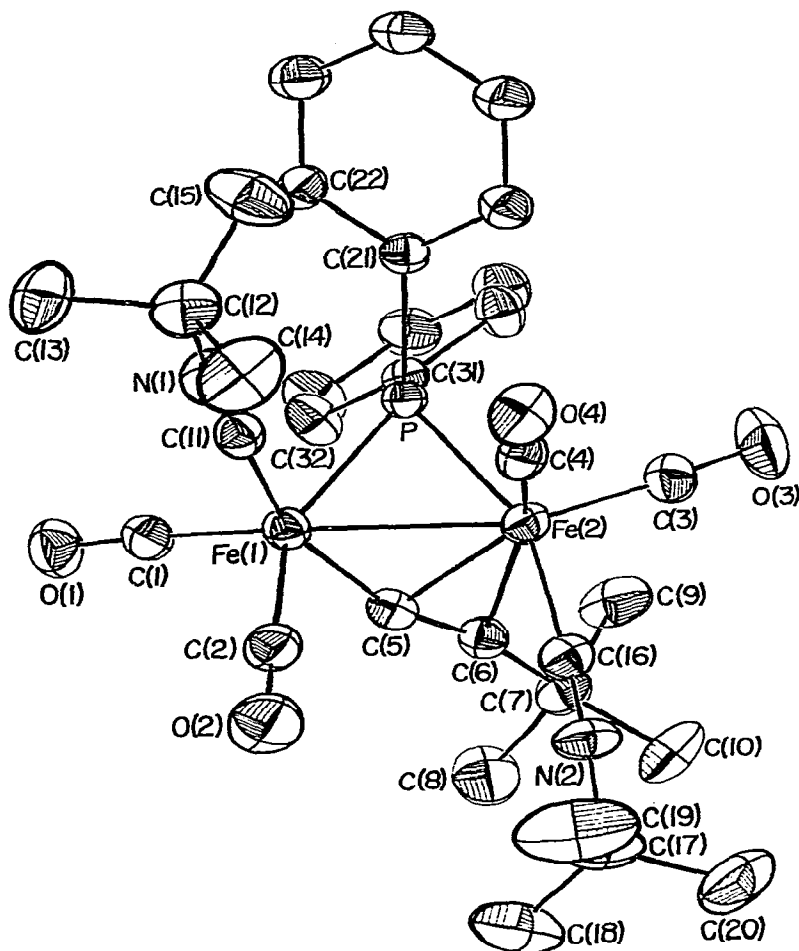


Fig. 2. The structure of $\text{Fe}_2(\text{CO})_4(\text{Bu}^t\text{CN})_2(\text{C}\equiv\text{CPh})(\text{PPh}_2)$ showing the atomic numbering.

α -carbon atom of the acetylide in I. The carbon-carbon bond formed by coupling of the isonitrile and the acetylide is short ($\text{C}(7)\text{—}\text{C}(9)$ 1.37(2) Å) indicative of a strong, partially multiple bond. The “carbon coordinated” isonitrile remains essentially linear in III with angles $\text{C}(7)\text{—}\text{C}(9)\text{—}\text{N}$ of $171.8(6)^\circ$ and $\text{C}(9)\text{—}\text{N}(1)\text{—}\text{C}(10)$ of $169.8(8)^\circ$. The zwitterionic ligand with $\text{C}(7)$ bonded to $\text{Fe}(1)$ ($\text{Fe}(1)\text{—}\text{C}(7)$ 2.01(1) Å) and $\text{C}(8)$ to $\text{Fe}(2)$ ($\text{Fe}(2)\text{—}\text{C}(8)$ 2.04(1) Å) is best represented as a 1,4-dipole with the positive charge localised on nitrogen and the negative charge formally on $\text{C}(8)$ delocalised into the $\text{Fe}_2(\text{CO})_6\text{P}$ skeleton. As expected from the ^{31}P shift, the $\text{Fe}(1)\text{—}\text{Fe}(2)$ 2.671(2) Å bond length is significantly longer than in I and the $\text{Fe}(1)\text{—}\text{P}\text{—}\text{Fe}(2)$ angle ($74.1(0)^\circ$) is larger. X-ray data for the Bu^t analogue of II* (Fig. 2)

*Crystal data: $\text{Fe}_2\text{PN}_2\text{O}_4\text{C}_{37}\text{H}_{37}$, mol. wt. 656.33, monoclinic crystals, space group $\text{P}2_1/c$ with a 9.702(1), b 28.268(3), c 12.739(2) Å; β $102.98(1)^\circ$; $Z = 4$, ρ_c 1.280, ρ_n 1.28 g cm^{-3} . Intensity data were collected on a Syntex $\text{P}2_1$ automatic diffractometer using $\text{Mo-K}\alpha$ radiation and a $\theta\text{—}2\theta$ scan method. A total of 3453 observed reflections ($I \geq 3\sigma(I)$) were used in structure solution and refinement. The refinement converged at R and R_w values of 0.031 and 0.036, respectively, all non-hydrogen atoms having anisotropic thermal parameters.

confirmed the substitution of two carbonyl groups of I by isonitrile ligands. One Bu^tNC ligand is *trans* to the phosphido bridge, the other approximately *trans* to the α -carbon of the acetylide. Remarkably, disubstitution has a negligible effect on the structural parameters for the central $\text{Fe}_2\text{C}_2\text{P}_2$ core of the Bu^t analogue of I*.

There are several notable features of the reaction of Bu^tNC with I. Firstly, it is clear that at ambient temperature nucleophilic attack by Bu^tNC competes with CO substitution despite the known affinity of isonitriles for low oxidation state metal sites. Furthermore, at lower temperatures where CO substitution is disfavoured, nucleophilic attack occurs predominantly at carbon. These results not only confirm that the μ_2 - η^2 -acetylide in I is highly activated, they suggest extreme carbocationic character for the alkynyl carbon atoms, analogous to that implied by Bradley et al. for a cluster bound carbide [3]. Remarkably, the "carbon coordinated" isonitrile in III is susceptible to addition of primary amines, generating "carbon coordinated" carbenes quite analogous to the reactions of metal bound isonitriles. Thus III reacts with neat Pr^iNH_2 over 0.5 h affording after chromatography on Florisil a 65% yield of $\text{Fe}_2(\text{CO})_6\{\text{CC}(\text{NHPr}^i)(\text{NHBu}^t)\text{CPh}\}(\text{PPh}_2)_2$ V (IR $\nu(\text{CO})$: 2039s, 1993s, 1971s, 1950m, 1940m, 1919m cm^{-1} ; ^1H NMR (C_6D_6) -0.17d ($\text{CH}_3(\text{Pr}^i)$) J 6.0 Hz; 0.7s ($\text{CH}_3(\text{Bu}^t)$); 0.81d ($\text{CH}_3(\text{Pr}^i)$) J 6.0 Hz, 3.7 septet ($\text{C}-\text{H}(\text{Pr}^i)$) J 6.0 Hz, 4.1 – 4.4s (NH), 6.8 – 8.0m (C_6H_5); ^{31}P NMR, C_6D_6 ; δ 191.7). These spectroscopic data confirm that addition of the amine has occurred across the C–N multiple bond of the "carbon coordinated" isonitrile.

Although several examples are now known of nucleophilic attack by a phosphine or phosphite on an activated unsaturated moiety in a neutral cluster [6] to our knowledge the results reported here for isonitriles are unprecedented. The susceptibility of acetylidic carbon atoms to attack by uncharged carbon nucleophiles generating C–C bonds and the subsequent chemical transformations which can be accomplished on the adducts may have important general ramifications for the elaboration of unsaturated molecules in clusters.

Acknowledgements. We are grateful to NSERC for financial support of this work.

References

- 1 E.L. Muetterties and J. Stein, *Chem. Rev.*, **79** (1979) 479.
- 2 (a) M. Tachikawa and E.L. Muetterties, *J. Amer. Chem. Soc.*, **102** (1980) 4541; (b) M.A. Beno, J.M. Williams, M. Tachikawa and E.L. Muetterties, *ibid.*, **102** (1980) 4542; (c) R.K. Brown, J.M. Williams, A.J. Schultz, G.D. Stucky, S.D. Ittel and R.L. Harlow, *ibid.*, **102** (1980) 981.
- 3 J.S. Bradley, G.B. Ansell and E.W. Hill, *J. Amer. Chem. Soc.*, **101** (1979) 7419.
- 4 A.J. Carty, S.A. McLaughlin and N.J. Taylor, *J. Organometal. Chem.*, **204** (1981) C27.
- 5 A.J. Carty, S.A. McLaughlin, G.N. Mott, W.F. Smith and N.J. Taylor, unpublished results.
- 6 See for example: (a) Y.S. Wong, H.N. Paik, P.C. Chieh and A.J. Carty, *J. Chem. Soc. Chem. Commun.*, (1975) 309; (b) A.J. Deeming and S. Hasso, *J. Organometal. Chem.*, **112** (1976) C39; (c) M.R. Churchill, B.G. DeBoer, J.R. Shapley and J.B. Keister, *J. Amer. Chem. Soc.*, **98** (1976) 2357; (d) J. Levisalles, F. Rose-Munch, H. Rudler, J.C. Daran, Y. Dromzee and Y. Jeanin, *J. Chem. Soc. Chem. Commun.*, (1980) 685.

*In $\text{Fe}_2(\text{CO})_6(\text{C}\equiv\text{CBu}^t)(\text{PPh}_2)_2$ [5] the Fe(1)–Fe(2) distance is 2.5959(6) Å, the Fe(1)–P–Fe(2) angle $71.7(0)^\circ$, the C≡C bond length 1.223(4) Å. These compare with values of 2.5946(7) Å, $71.5(0)^\circ$ and 1.225(5) Å in $\text{Fe}_2(\text{CO})_4(\text{C}\equiv\text{CBu}^t)(\text{PPh}_2)(\text{CNBu}^t)_2$.