

## ELECTROCHEMICAL STUDIES ON ORGANOMETALLIC COMPOUNDS

### V \*. ELECTROCHEMICAL OXIDATION OF THE ANIONS $[\text{Co}(\text{CO})_4]^-$ AND $[\text{Co}(\text{CO})_3\text{PPhMe}_2]^-$

Y. MUGNIER, P. REEB, C. MOISE and E. LAVIRON

*Laboratoire de Synthèse et d'Electrosynthèse Organométalliques associé au CNRS (LA 33), Faculté des Sciences, 6 boulevard Gabriel 21100 Dijon (France)*

(Received April 6th, 1983)

#### Summary

In tetrahydrofuran with tetrabutylammonium hexafluorophosphate as supporting electrolyte, the electrochemical oxidation of  $[\text{Co}(\text{CO})_4]^-$  gives  $\text{Co}_2(\text{CO})_8$ ; in the presence of dimethylphenylphosphine (DMPP), the process consumes two electrons and  $[\text{Co}(\text{CO})_3(\text{DMPP})_2]^+$  is obtained. The same cation is also obtained by 2 F oxidation of  $[\text{Co}(\text{CO})_3\text{DMPP}]^-$  in the presence of DMPP. In all cases a radical intermediate is formed.

#### Introduction

Electrochemistry provides a convenient method of obtaining information about the mechanism of ligand substitution reactions in organometallic compounds when the oxidation state of the metal changes [1]. However it has not previously been used to examine the important species octacarbonyldicobalt,  $\text{Co}_2(\text{CO})_8$ , for which a radical chain mechanism for ligand exchange reactions was postulated recently [2]. In tetrahydrofuran (THF) containing tetrabutylammonium hexafluorophosphate as supporting salt,  $\text{Co}_2(\text{CO})_8$  is unstable, but the closely related  $[\text{Co}(\text{CO})_4]^-$  tetracarbonylcobalt anion, from which  $\text{Co}_2(\text{CO})_8$  can be generated, is quite stable. We report here the results of an electrochemical study of this anion and of the anion  $\text{Co}(\text{CO})_3\text{L}^-$ , where L is dimethylphenylphosphine (DMPP).

#### Experimental

**Reagents.**  $\text{Co}_2(\text{CO})_6(\text{DMPP})_2$  [3],  $[\text{Co}(\text{CO})_4]^- \text{PPN}^+$  \* and  $[\text{Co}(\text{CO})_3(\text{DMPP})_2]^+$   $[\text{Co}(\text{CO})_4]^-$  [2] were prepared by literature procedures. The electro-

\* For part IV see ref. 1b.

\* PPN = bis(triphenylphosphine)iminium, DMPP = dimethylphenylphosphine.

chemical experiments were carried out under argon at room temperature. Tetrahydrofuran was purified by distillation from sodium benzophenone ketyl under argon. The supporting electrolyte was tetrabutylammonium hexafluorophosphate (0.2 M) in all cases; the salt (Fluka) was recrystallized twice from ethanol, dried, and deoxygenated before use.

**Apparatus and procedure.** The apparatus and technique have been described previously [1a]. The reference electrode was an aqueous saturated calomel electrode (Tacussel C<sub>4</sub> electrode), separated from the solution by a sintered glass disk. The auxiliary electrode was a platinum wire. The rotation rate of the rotating disc electrode (rde) was 400 rev. per minute. Infrared (IR) spectra were recorded on a Perkin-Elmer model 580B spectrometer.

## Results

### Voltammetry

On a platinum rotating disk electrode (rde),  $[\text{Co}(\text{CO})_4]^-$  shows a 1e wave A', with a half-wave potential at +0.20 V (Fig. 1); a potential of +0.12 was found in ethanol [5]. In cyclic voltammetry, the corresponding peak A' is obtained; during the reverse scan, a peak A is observed at -0.30 V (Fig. 2).

In the presence of DMPP, a twofold increase of the height of wave or peak A' is observed (Fig. 1). During the cathodic sweep two peaks B and C appear at -0.90 and -1.25 V, respectively; the height of peak C becomes larger relatively to that of B when the sweep rate is decreased. A new anodic peak A'' is observed at -0.45 V when the sweep direction is reversed after B or C (Fig. 3).

The cyclic voltammograms of  $[\text{Co}(\text{CO})_3(\text{DMPP})_2]^+$  obtained chemically (when it is always in stoichiometric amounts with  $[\text{Co}(\text{CO})_4]^-$ ) shows peaks B, C, A'' and A'.

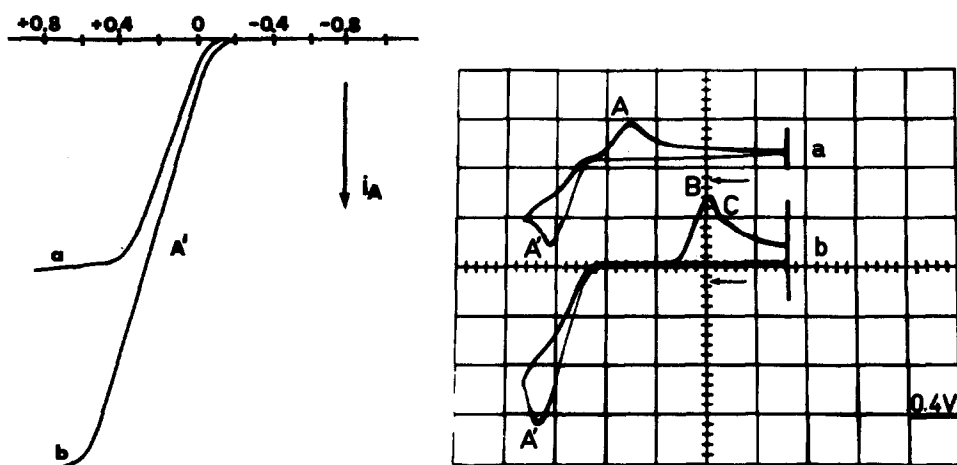


Fig. 1. Voltammogram of  $[\text{Co}(\text{CO})_4]^-$  in THF on the rde, (a) alone, (b) with DMPP in excess.

Fig. 2. Voltammogram of  $[\text{Co}(\text{CO})_4]^-$  in THF; (a) alone, (b) with DMPP in excess. Starting potential -1.66. Sweep rate  $0.200 \text{ V s}^{-1}$ .

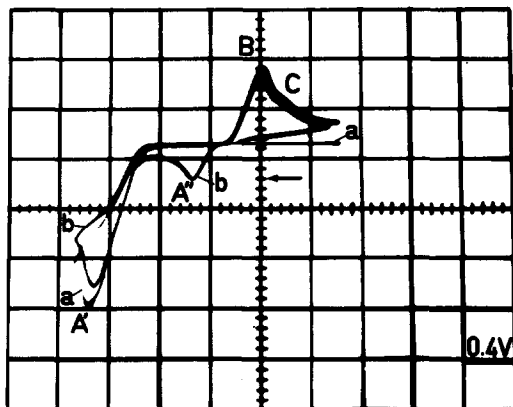


Fig. 3. Voltammogram of  $[\text{Co}(\text{CO})_4]^-$  in THF with DMPP in excess, (a) first sweep, (b) second sweep. Starting potential  $-1.66$  V. Sweep rate  $0.200$  V  $\text{s}^{-1}$ .

When it is prepared electrochemically (vide infra),  $[\text{Co}(\text{CO})_4]^-$  is absent, and only peaks B, C and A'' are observed (Fig. 4).

$\text{Co}_2(\text{CO})_6(\text{DMPP})_2$  gives peaks C, followed by A'' when the scan is reversed (Fig. 5).  $[\text{Co}(\text{CO})_3\text{L}]^-$  gives the same voltammogram when the scan is swept first anodically and cathodically. On the rde, an anodic 1 F wave A'' is observed (Fig. 6). When DMPP is added to the solution, the height of this wave doubles (Fig. 6); in cyclic voltammetry, the height of peak A'' also doubles, and in addition to peak C, peak B appears during the cathodic sweep (Fig. 7).

#### *Controlled potential electrolyses*

Exhaustive electrolysis of  $[\text{Co}(\text{CO})_4]^-$  in the presence of DMPP at  $+0.40$  V consumes 1.92 F; the solution, which was originally light green becomes yellow. The rde voltammogram of this solution shows wave B, and the voltammogram peaks B and C; in THF, three IR bands are observed at  $1996$   $\text{cm}^{-1}$  (strong),  $1945$  and  $1910$   $\text{cm}^{-1}$  (weak).

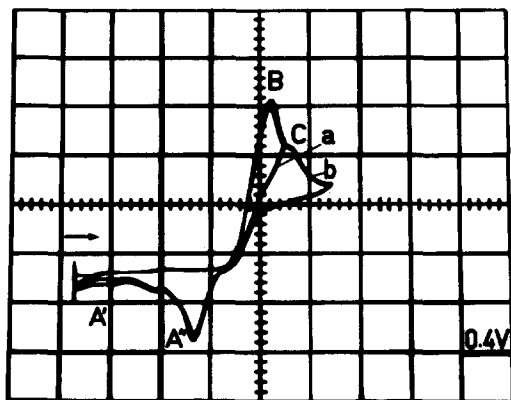


Fig. 4. Voltammogram of  $[\text{Co}(\text{CO})_3(\text{DMPP})_2]^+$  (prepared electrochemically). Starting potential  $+0.5$  V, sweep rate  $0.100$  V  $\text{s}^{-1}$ , (a) first sweep, (b) second sweep.

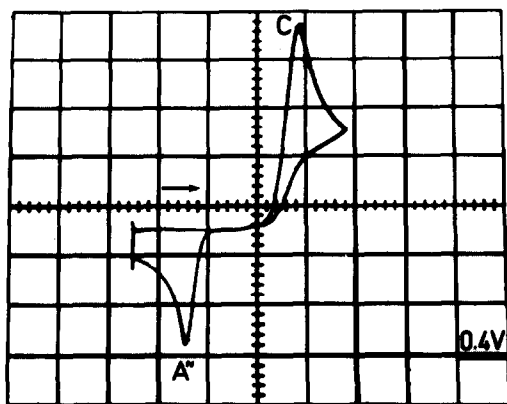


Fig. 5. Voltammogram of  $\text{Co}_2(\text{CO})_6(\text{DMPP})_2$ . Starting potential 0 V. Sweep rate  $0.200 \text{ V s}^{-1}$ .

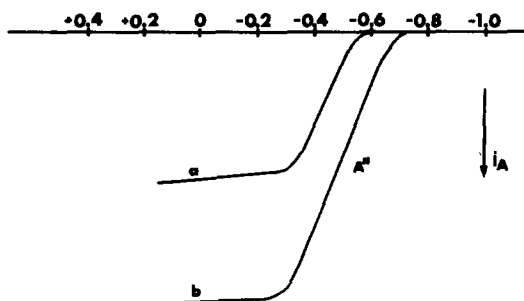


Fig. 6. Voltammogram of  $[\text{Co}(\text{CO})_3\text{DMPP}]^-$  (prepared electrochemically) on the rde, (a) alone, (b) with excess DMPP.

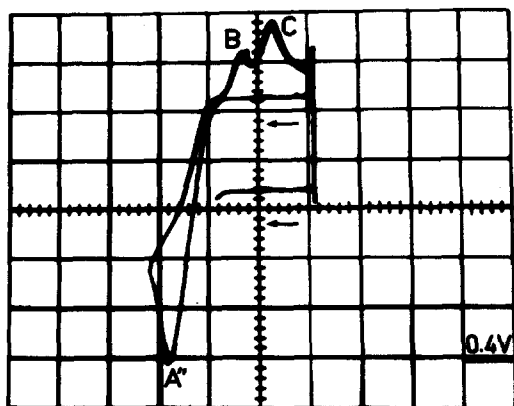


Fig. 7. Voltammogram of  $[\text{Co}(\text{CO})_3\text{DMPP}]^-$  (prepared electrochemically) with excess of DMPP. Starting potential  $-1.48 \text{ V}$ . Sweep rate  $0.050 \text{ V s}^{-1}$ .

At  $-15^{\circ}\text{C}$ , exhaustive electrolysis of  $\text{Co}_2(\text{CO})_6(\text{DMPP})_2$  at  $-1.40\text{ V}$  consumes 1.95 F to give a yellow solution (the starting solution was dark red). The rde voltammogram of the electrolysed solution shows wave A''; the IR spectrum consists of 3 bands at 1923, 1836 and  $1820\text{ cm}^{-1}$ . When the electrolysis is carried out at room temperature, 1 to 1.5 F are consumed, and complexes reducible at more negative potentials are obtained. (These complexes are being studied.) To the electrolysis solution, which contained  $[\text{Co}(\text{CO})_3\text{DMPP}]^-$  was added a slight excess of DMPP; a controlled potential electrolysis was carried out at room temperature on the plateau of wave A'' ( $-0.2\text{ V}$ ). Two F were consumed and the rde voltammogram showed wave B. The IR spectrum consisted of the three bands at 1996, 1945 and  $1910\text{ cm}^{-1}$ .

A solution of  $[\text{Co}(\text{CO})_3(\text{DMPP})_2]^+$ , obtained by electrolysis of  $[\text{Co}(\text{CO})_4]^-$  in the presence of DMPP, was electrolysed at the potential of peak B ( $-1.10\text{ V}$ ). After completion of the electrolysis, 1 F is consumed, and the wave of the dimer  $\text{Co}_2(\text{CO})_6(\text{DMPP})_2$  appears at  $-1.20\text{ V}$ . The IR spectrum of the solution shows the characteristic band at  $1951\text{ cm}^{-1}$ .

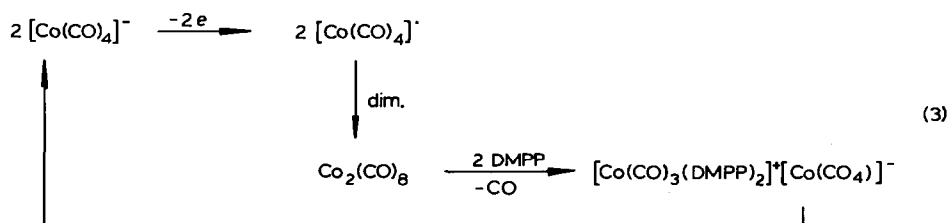
### Discussion

Wave or peak A' corresponds to the 1e oxidation of  $[\text{Co}(\text{CO})_4]^-$ , according to eq. 1 and 2 [6,7].



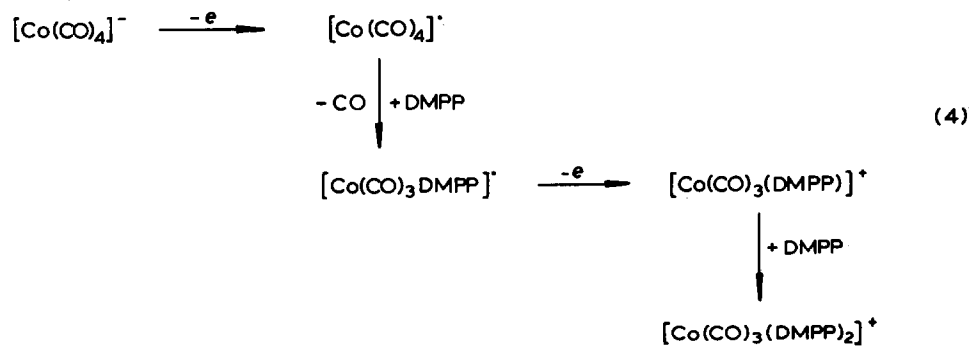
In the presence of DMPP the process becomes bielectronic, and, as the experimental data (see Results) indicate that  $[\text{Co}(\text{CO})_3\text{DMPP}]^+$  is obtained. This result can be explained in terms of one of the mechanisms (a)–(c).

(a) E-dimerisation-disproportionation (global half-regeneration mechanism)



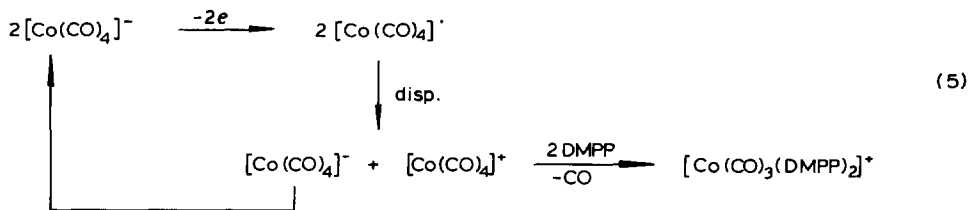
It has been shown that in the presence of phosphines,  $\text{Co}_2(\text{CO})_8$  disproportionates very rapidly [2].

(b) ECEC



This implies that  $[\text{Co}(\text{CO})_3\text{DMPP}]^\cdot$  is more readily oxidized than  $[\text{Co}(\text{CO})_4]^-$ .

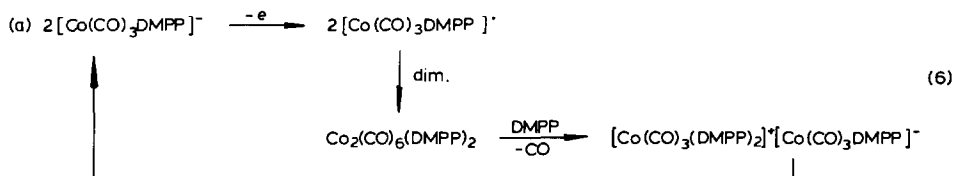
(c) E-disproportionation-C (half-regeneration)



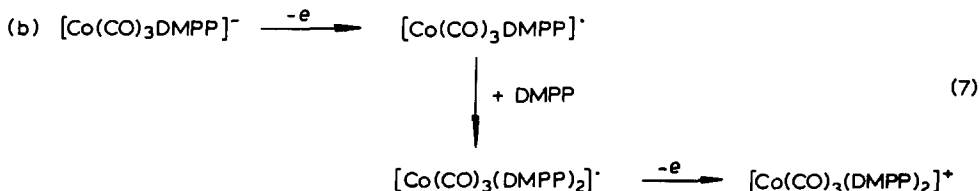
The disproportionation does not take place in the absence of DMPP. This mechanism could operate only if the reaction of  $[\text{Co}(\text{CO})_4]^\cdot$  with DMPP was very fast. This reaction must, indeed, be fast, since the species  $[\text{Co}(\text{CO})_3(\text{DMPP})_2]^+$  is very stable.

As shown by the results of controlled potential electrolyses, at low temperatures ( $-15^\circ\text{C}$ ) the reduction of  $\text{Co}_2(\text{CO})_6(\text{DMPP})_2$  gives a quantitative yield of  $[\text{Co}(\text{CO})_3\text{DMPP}]^-$ . This confirms the conclusion reached by analysis of the polarograms [8]. At room temperature, the reaction becomes more complex; we are currently investigating it.

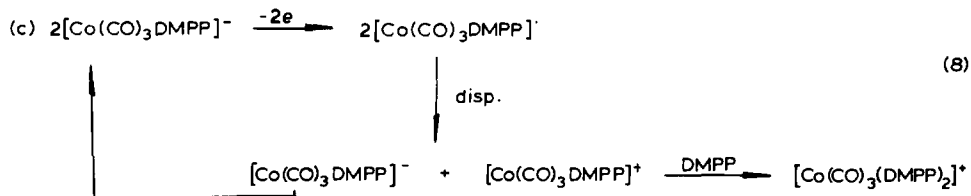
The oxidation of  $[\text{Co}(\text{CO})_3\text{DMPP}]^-$  in the presence of DMPP yields,  $[\text{Co}(\text{CO})_3(\text{DMPP})_2]^+$  in the case of the oxidation of  $[\text{Co}(\text{CO})_4]^-$ . Here again, three mechanisms can be considered.



However, since we have shown that  $\text{Co}_2(\text{CO})_6(\text{DMPP})_2$  reacts only slowly with DMPP (1 h at room temperature), and that products other than  $[\text{Co}(\text{CO})_3(\text{DMPP})_2]^+$  are formed, we can reject this mechanism.

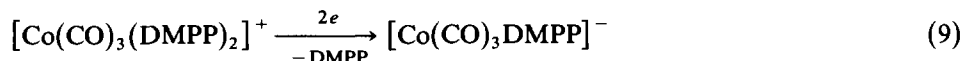


Direct removal of an electron from  $[\text{Co}(\text{CO})_3\text{DMPP}]^\cdot$  at the same potential as that of the first seems improbable. Furthermore participation of this intermediate  $19e$  complex  $[\text{Co}(\text{CO})_3(\text{DMPP})_2]^\cdot$  is unlikely. Thus this mechanism cannot satisfactorily account for the results.

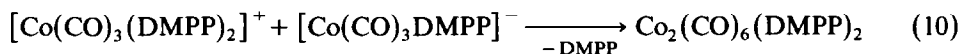


This mechanism is the most probable.

As shown by the voltammograms (cf. Fig. 4), electrolysis along peak B or C yields the same species, which is reoxidized along peak A'', i.e.  $[\text{Co}(\text{CO})_3\text{DMPP}]^-$ . Along peak B, we have reaction 9.



Peak C corresponds to the reduction of the dimer (cf. results). Its formation can be explained by reaction 10.



In other words, the anion which is formed in reaction 9 couples with the cation to give the dimer. This mechanism is favoured by the observation that peak C increases relatively to B when the scan rate is decreased, and by the results of the electrolysis at the potential of B, where 1 F is consumed and the dimer is formed.

### Acknowledgement

We thank J.F. Reynoud for the synthesis of  $[\text{Co}(\text{CO})_4]^-$  PPN<sup>+</sup> and  $\text{Co}_2(\text{CO})_6(\text{DMPP})_2$ .

### References

- 1 (a) Y. Mugnier, C. Moise and E. Laviron, *J. Organomet. Chem.*, 204 (1981) 61; (b) Y. Mugnier, A. Fakhr, M. Fauconet, C. Moise and E. Laviron, *Acta Chem. Scand.*, in press.
- 2 N.P. Forbus, R. Oteiza, S.G. Smith and T.L. Brown, *J. Organomet. Chem.*, 193 (1980) C71; M. Absi Halabi, J.D. Atwood, N.P. Forbus and T.L. Brown, *J. Am. Chem. Soc.*, 102 (1980) 6248.
- 3 A.R. Manning, *J. Chem. Soc. A*, (1968) 1135; W. Hieber and W. Freyer, *Chem. Ber.*, 91 (1960) 492.
- 4 *Inorganic Synthesis*, XV, McGraw-Hill, New York, 1972, p. 87.
- 5 A.A. Vleck, *Coll. Czech. Chem. Commun.*, 24 (1959) 1748; *Chem. Listy*, 52 (1958) 1460.
- 6 A. Giraudeau, P. Lemoine, M. Gross and P. Braunstein, *J. Organomet. Chem.*, 202 (1980) 455.
- 7 R.E. Dessy, R.B. King and M.J. Waldrop, *J. Am. Chem. Soc.*, 88 (1966) 5117.
- 8 D. de Montauzon and R. Poilblanc, *J. Organomet. Chem.*, 104 (1976) 99.