

Preliminary communication

SYNTHESES OF POLYTHIA[*n*] RUTHENOCENOPHANES

SADATOSHI AKABORI*, HIROYUKI MUNEGUMI, SEIICHI SATO,

Department of Chemistry, Faculty of Science, Toho University, Funabashi, Chiba 274 (Japan)
 and MASARU SATO

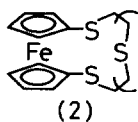
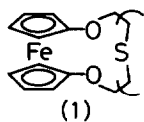
Chemical Analysis Center, Saitama University, Urawa, Saitama 338 (Japan)

(Received April 12th, 1984)

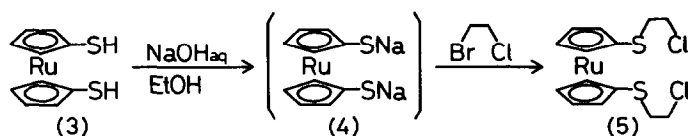
Summary

Thiacrown ethers containing ruthenocene as a subunit were synthesized by the reaction of 1,1'-bis(3-chloropropyl-1-thia)ruthenocene with disodium dithiolates in THF/EtOH. In these reactions, some unexpected products were obtained.

A great number of macrocyclic compounds containing an oxygen, sulfur, nitrogen or phosphorus atom as an electron donor heteroatom have been synthesized [1]. Recently, ferrocenocrown ethers (for example, 1 and 2) [2–5] have received considerable attention because the iron atom may play a role as a coordinatable heteroatom. However, to the best of the authors' knowledge, no mention has been made in the literature about the syntheses of ruthenocenocrown ethers except our previous paper [6]. In that paper, we have reported the preparation and physicochemical properties of 1,*n*-dithioxa[*n*]ruthenocenophanes and their transition metal complexes, and we now wish to report the syntheses of polythia[*n*]ruthenocenophanes.

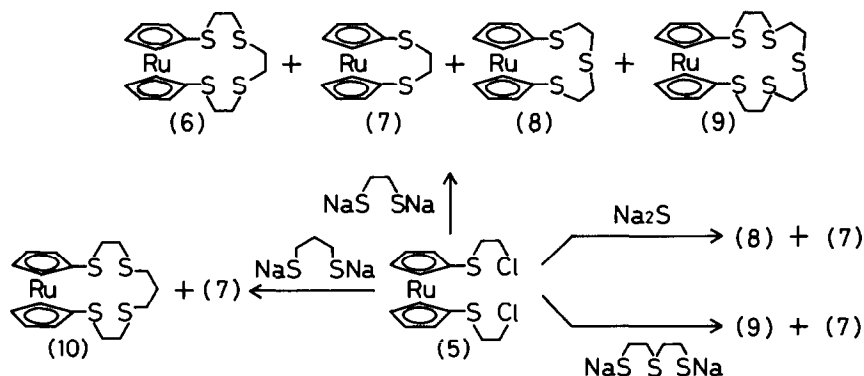


Polythia[*n*]ruthenocenophanes (6–10) were obtained as follows. 1,1'-Bis-(3-chloropropyl-1-thia)ruthenocenophane (5) was readily synthesized by the reaction of the disodium salt of 1,1'-ruthenocenedithiol (3), which was prepared by the method of the previous paper [6], with a large excess of 1-bromo-2-chloroethane (Scheme 1). A solution of 5 in THF/EtOH was added



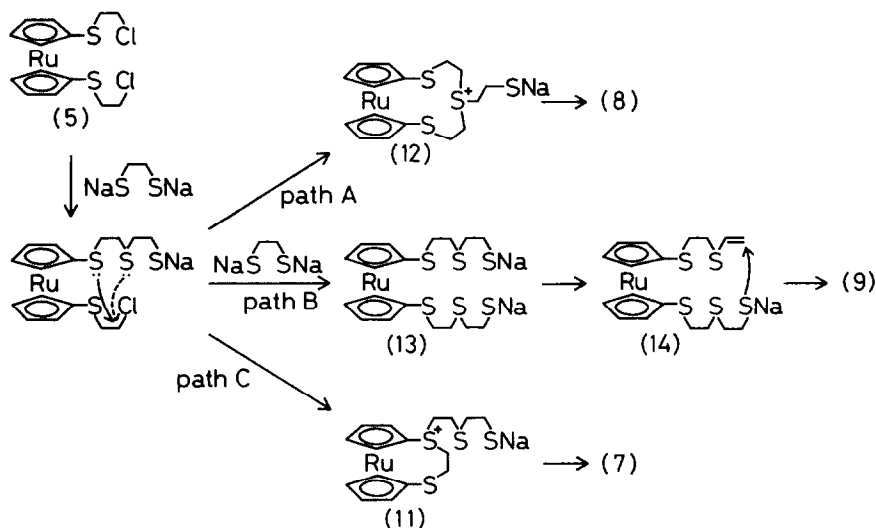
SCHEME 1

in one portion to a solution of an equimolar amount of disodium 1,2-ethanedithiolate in THF/EtOH mixture and the resulting mixture was separated by silica gel thin-layer chromatography. From the reaction mixture, 1,4,7,10-tetrathia[10]ruthenocenophane (6) (m.p. 138.0–139.0°C) was obtained in 9.8% yield. Besides this, the unexpected 1,4-dithia[4]ruthenocenophane (7) (m.p. 225.6–226.5°C), 1,4,7-trithia[7]ruthenocenophane (8) (m.p. 154.0–154.6°C), and 1,4,7,10,13-pentathia[13]ruthenocenophane (9) (m.p. 93.5–94.0°C) were obtained in trace amounts (Scheme 2). Similarly, 5 reacted with disodium propanedithiolate, the disodium salt of bis(2-mercaptoethyl)sulfide, and sodium disulfide to give 1,4,8,11-tetrathia[11]ruthenocenophane (10) (m.p. 121.6–122.2°C, 15%), 9 (23%), and 8 (15%) as the main products.



SCHEME 2

Furthermore, in addition to the normal products, the unexpected product 7 was also isolated in all cases. The structures of these products were established by their spectral data and elemental analyses. For example, the molecular formula of 6 was deduced to be $C_{16}H_{20}S_4Ru$ by elemental analysis and mass spectrum ($M^+ m/e$ 441). The 1H NMR spectrum of 6 in $CDCl_3$ showed a pair of triplets corresponding to the α - and β -protons of a ruthenocene nucleus at δ 4.62 and 4.77 (J 1.8 Hz), in addition to a singlet at δ 3.10 (4H, CH_2) and a multiplet at δ 2.75–3.21. The structures of the other new compounds were also determined by a similar method. A possible mechanism for the unexpected formation of 7, 8, and 9 in the reaction of 5 with disodium 1,2-ethanedithiolate is proposed in Scheme 3. The formation of 7 may be rationalized in terms of the formation of the intermediate sulfonium ion 11 (path C) followed by dealkylation. The formation mechanisms of 8 and 9 were interpreted similarly as follows: dealkylation of 12 gives 8 and elimination of SH^- from 13 gives the vinylsulfide intermediate (14) followed by cyclization to give 9. A similar reaction (path A and B) has been observed only in the reaction of 1,1'-



SCHEME 3

bis(3-chloropropoxy)ferrocene [4] and 1,1'-bis(3-chloropropyl-1-thia)-ferrocene with disodium 1,2-ethanedithiolate [5].

Investigation about the isolation and physicochemical properties of the complexes of polythia[*n*] ruthenocenophanes with transition metal ions are in progress.

Acknowledgement. We thank Mr. Yoichi Habata for the experimental assistance.

Literature

- 1 R.E. Izatt and J.J. Christensen, *Synthetic Multidentate Macrocyclic Compounds*, Academic Press, New York, 1978.
- 2 G. Oepen and F. Vogtle, *Liebigs Ann. Chem.*, (1979) 1094; A.P. Bell and C.D. Hall, *J. Chem. Soc., Chem. Comm.*, (1980) 163; P.J. Hammond, A.P. Bell and C.D. Hall, *J. Chem. Soc., Perkin Trans. I*, (1983) 707.
- 3 J.F. Biernat and T. Wilczewski, *Tetrahedron*, 36 (1980) 2521.
- 4 S. Akabori, Y. Habata, Y. Sakamoto, M. Sato, and S. Ebine, *Bull. Chem. Soc. Jpn.*, 56 (1983) 537; S. Akabori, Y. Habata, M. Sato, and S. Ebine, *ibid.*, 56 (1983) 1459; S. Akabori, H. Fukuda, Y. Habata, M. Sato, and S. Ebine, *Chem. Lett.*, (1982) 1393; M. Sato, H. Watanabe, S. Ebine, and S. Akabori, *ibid.*, (1982) 1753; M. Sato, M. Kubo, S. Ebine, and S. Akabori, *Tetrahedron Lett.*, (1982) 185; S. Akabori, Y. Habata, and M. Sato, *Bull. Chem. Soc., Jpn.*, 57 (1984) 68; S. Akabori, S. Shibahara, Y. Habata, and M. Sato, *Bull. Chem. Soc. Japan*, 57 (1984) 63.
- 5 M. Sato, S. Tanaka, S. Ebine, and S. Akabori, *Bull. Chem. Soc. Jpn.*, 57 (1984) in press.
- 6 S. Akabori, Y. Habata, H. Munegumi, and M. Sato, *Tetrahedron Lett.*, 25 (1984) 1991.