

INTERMEDIATES IN THE PALLADIUM-CATALYSED REACTIONS OF 1,3-DIENES

IV *. THE REACTIONS OF η^1, η^3 -OCTADIENEDIYL-PALLADIUM COMPLEXES WITH ALKYNES AND ACTIVATED ALKENES

R. BENN, G. GABOR, P.W. JOLLY*, R. MYNOTT and B. RASPEL **

Max-Planck-Institut für Kohlenforschung, D-4330 Mülheim a. d. Ruhr (F.R.G.)

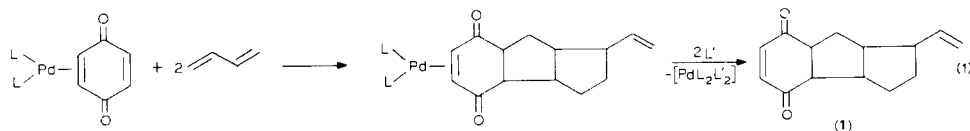
(Received June 6th, 1985)

Summary

The reactions of $[\text{Pd}(\text{PR}_3)(\eta^1, \eta^3\text{-C}_8\text{H}_{12})]$ complexes with the dimethyl ester of acetylene dicarboxylic acid involves an unusual 1,3-addition of the alkyne to an allyl fragment to give cyclopentene-substituted η^3 -allylpalladium complexes. *p*-Benzoquinone and 5-hydroxynaphthoquinone react similarly.

Introduction

Ten years ago it was reported that palladium-bonded *p*-benzoquinone undergoes a stoichiometric reaction with butadiene to give a complex containing the tricyclic system **1** (eq. 1). [2]. We report here results which suggest that this unusual reaction proceeds by attack of the quinone on an η^1, η^3 -octadienediylpalladium species.



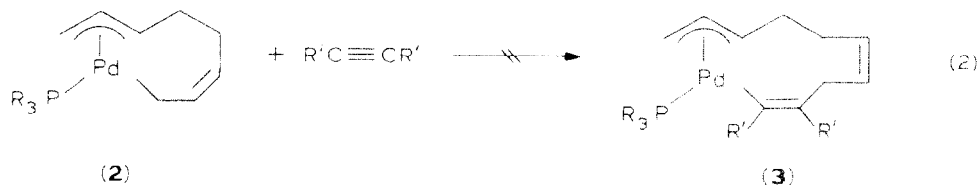
Results

This work originated in investigations of the role played by η^1 - η^3 -octadienediyl-palladium-ligand complexes (**2**) in the palladium catalysed transformations of 1,3-dienes [1]. The extension to reactions with alkynes was expected to lead to complexes

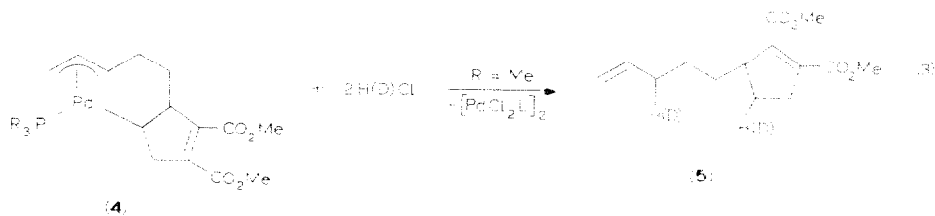
* For part III see ref. 1.

** Part of the doctoral thesis, Ruhr-Universität Bochum (1984).

similar to **3** as the result of insertion into the Pd- η^1 -allyl bond (eq. 2), related behaviour having previously been observed in the reaction of $[\text{Ni}(\text{PPh}_3)(\eta^3,\eta^3\text{-C}_8\text{H}_{12})]$ with alkynes [3].

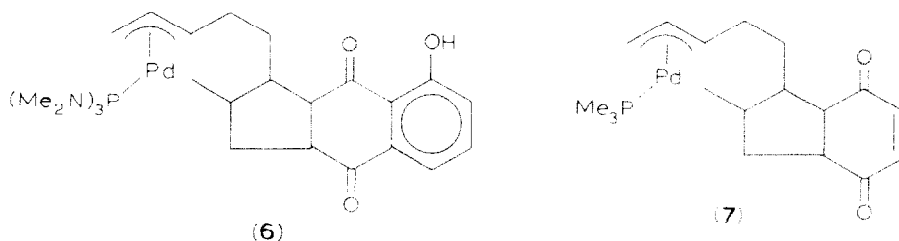


Complex **2** ($\text{R} = \text{Me}, \text{NMe}_2, \text{Ph}$) reacts readily with the dimethyl ester of acetylenedicarboxylic acid at -30°C to give pale yellow compounds stable at room temperature. The absence of signals in the olefinic region of the ^1H NMR spectrum rules out structures related to **3**, and this and the ^{13}C NMR spectrum indicate that an unusual 1,3-addition of the alkyne to an allyl fragment has occurred, to give **4**. Confirmation of the structure comes from the further reaction of **4** ($\text{R} = \text{Me}$) with HCl (or DCl), from which the cyclopentene derivative **5** could be isolated (eq. 3).



No complexes could be isolated from reactions with other alkynes: alkyl-substituted alkynes failed to react below the decomposition point of **2**, and a multi-component mixture, which was not investigated further, was obtained from the reaction with phenylacetylene.

Related complexes (**6**, **7**) were obtained by treating **2** ($\text{R} = \text{NMe}_2$) with 5-hydroxynaphthoquinone and **2** ($\text{R} = \text{Me}$) with *p*-benzoquinone. Clearly reductive coupling of the Pd-bonded organic moiety in **7** will lead to **1**, suggesting the



intermediacy of **2** in its formation. Attempts to turn this into a catalytic process in the presence of butadiene have so far been unsuccessful.

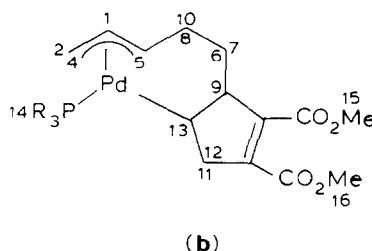
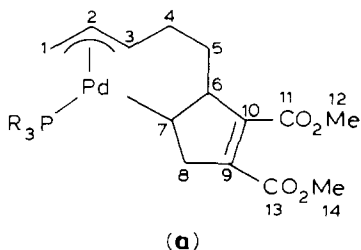
The mechanism of these reactions remains open, but one can suppose that the 1,3-dipolar addition is preceded by complexation of the alkyne or alkene to a fifth coordination position at the palladium atom in **2**.

Experimental

$[Pd(PMe_3)(\eta^1-CHCH_2C(CO_2Me)=C(CO_2Me)CH(CH_2)_2-\eta^3-C_3H_4)]$ (**4**, $R = Me$)

Acetylenedicarboxylic acid dimethyl ester (0.5 ml, 4.07 mmol) was added to a solution of **2** ($R = Me$) (0.76 g, 2.57 mmol) [4] in THF (30 ml) at $-78^\circ C$. The yellow solution became orange and was stirred at $-30^\circ C$ for 3 h then cooled to $-78^\circ C$, and the resultant white precipitate was filtered off, washed with cold pentane, and dried at $0^\circ C$ under high vacuum. Yield 0.74 g (81% theory).

Found: C, 47.05; H, 6.19; P, 7.13; Pd, 24.35. $C_{17}H_{27}O_4Pd$ (432.8) calcd.: C, 47.18; H, 6.29; P, 7.16; Pd, 24.59%. IR (KBr): ν_{allvl} 1511, $\nu(C=C)$ 1630, $\nu(C=O)$ 1702, 1729 cm^{-1} . ^{31}P NMR (32.4 MHz, THF- d_8 , $-30^\circ C$): δ -18.3 ppm. ^{13}C NMR (75.5 MHz, toluene- d_8 , $-30^\circ C$) (**a**): $\delta(C-1)$, 55.81, $\delta(C-2)$ 118.13 ($J(P, C)$ 2.0), $\delta(C-3)$ 77.06 ($J(P, C)$ 30.5), $\delta(C-4)$ 29.84, $\delta(C-5)$ 37.51, $\delta(C-6)$ 51.28, $\delta(C-7)$ 32.06 ($J(P, C)$ 10.2), $\delta(C-8)$ 41.01, $\delta(C-9)$ 139.46, $\delta(C-10)$ 151.16, $\delta(C-11/13)$ 168.02, 167.02, $\delta(C-12/14)$ 51.44, 51.28, $\delta(C-15)$ 17.01 ppm ($J(P, C)$ 23.4 Hz). 1H NMR (400 MHz, toluene- d_8 , $-30^\circ C$) (**b**) $\delta(H-1)$ 4.74 (m, $J_{1,2}$ 7.5, $J_{1,4}$ 13.1, $J_{1,5}$ 11.7), $\delta(H-2)$ 3.23 (d), $\delta(H-4)$ 2.40 (d), $\delta(H-5)$ 2.68 (m), $\delta(H-6)$ 1.55 (m), $\delta(H-7)$ 1.37 (m), $\delta(H-8)$ 2.91 (m), $\delta(H-9)$ 2.41 (m, $J_{9,11}$ 2.2), $\delta(H-10)$ 2.41 (m), $\delta(H-11)$ 3.10 (m, $J_{11,12}$ -6.8 , $J_{11,13}$ 12.1, $J_{11,P}$ ~ 0.8), $\delta(H-12)$ 2.91 (m, $J_{12,13}$ 7.7), $\delta(H-13)$ 2.41 (m), $\delta(H-14)$ 0.78 (d, $J_{14,P}$ 8.0 Hz), $\delta(H-15/16)$ 3.44, 3.55 ppm.



$[Pd(P(NMe_2)_3)(\eta^1-CHCH_2C(CO_2Me)=C(CO_2Me)CH(CH_2)_2-\eta^3-C_3H_4)]$ (**4**, $R = NMe_2$)

Complex **4** ($R = NMe_2$) was prepared similarly as a yellow solid from **2** ($R = NMe_2$) [4] in 55% yield.

Found: C, 46.32; H, 6.97; N, 7.98; P, 5.79; Pd, 20.35. $C_{20}H_{36}N_3O_4Pd$ (519.9) calcd.: C, 46.21; H, 6.98; N, 8.08; P, 5.96; Pd, 20.47%. ^{31}P NMR (32.4 MHz, THF- d_8 , $-30^\circ C$): δ 132.7 ppm. ^{13}C NMR (75.5 MHz, toluene- d_8 , $-10^\circ C$) (**a**): $\delta(C-1)$ 56.45, $\delta(C-2)$ 118.56 ($J(P, C)$ 4.1), $\delta(C-3)$ 79.33 ($J(P, C)$ 38.7), $\delta(C-4)$ 23.40, $\delta(C-5)$ 40.73, $\delta(C-6)$ 49.84, $\delta(C-7)$ 30.57 ($J(P, C)$ 11.2), $\delta(C-8)$ 44.41, $\delta(C-9)$ 140.69, $\delta(C-10)$ 148.27, $\delta(C-11/13)$ 167.74, 166.61, $\delta(C-12/14)$ 51.31, 51.15, $\delta(C-15)$ 38.09 ppm ($J(P, C)$ 10.2 Hz). 1H NMR (80 MHz, toluene- d_8 , $-30^\circ C$) (**b**): $\delta(H-1)$ 4.60 (m, $J_{1,2}$ 7.6, $J_{1,4}$ 13.4, $J_{1,5}$ 12.0), $\delta(H-2)$ 3.72 (d), $\delta(H-4)$ 2.32 (d), $\delta(H-5)$ 2.88 (m, $J_{5,P}$ 10.8), $\delta(H-12)$ 3.15 (m), $\delta(H-13)$ 3.02 (m, $J_{13,P}$ 13.8 Hz), $\delta(H-14)$ 2.30, $\delta(H-15/16)$ 3.55, 3.46 ppm.

$[Pd(PPh_3)(\eta^1-CHCH_2C(CO_2Me)=C(CO_2Me)CH(CH_2)_2-\eta^3-C_3H_4)]$ (**4**, $R = Ph$)

Complex **4** ($R = Ph$) was prepared similarly as a yellow solid from **2** ($R = Ph$) [4] in 55% yield.

Found: C, 61.89; H, 5.41; P, 4.88; Pd, 17.36. $C_{12}H_{33}O_4PPd$ (618.9) calcd.: C, 62.09; H, 5.37; P, 5.00; Pd, 17.19%. ^{31}P NMR (32.4 MHz, toluene- d_6 , $-30^\circ C$): δ 32.3 ppm. 1H NMR (80 MHz, toluene- d_6 , $-30^\circ C$) (**b**): δ (H-1) 4.84 (m), δ (H-2) 3.62 (m), δ (H-4) 2.42 (m), δ (H-15/16) 3.44, 3.35 ppm.

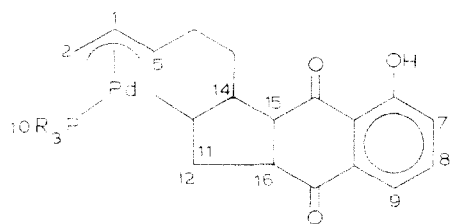
$[Pd(P(NMe_2)_2)(\eta^1, \eta^5-C_{10}H_6O_2C_8H_{12})]$ (**6**)

Complex **2** (R = NMe₂) (0.658 g, 1.74 mmol) and 5-hydroxynaphthoquinone (0.304 g, 1.74 mmol) were dissolved in THF (30 ml) at $-40^\circ C$. The red solution was stirred for 4 h at $-20^\circ C$, concentrated and treated with cold pentane (10 ml). The orange precipitate was filtered off, washed with pentane, and dried at $-30^\circ C$ under high vacuum. Yield 0.4 g (42% theory).

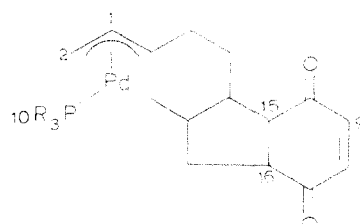
Found: C, 52.2; H, 6.4; N, 8.1; P, 5.7; Pd, 19.3. $C_{24}H_{36}N_2O_2PPd$ (551.6) calcd.: C, 52.2; H, 6.5; N, 7.6; P, 5.6; Pd, 19.3%. IR (KBr): $\nu(C=O)$ 1640, 1680. ν_{OH} 1515 cm^{-1} . ^{31}P NMR (32.4 MHz, THF- d_6 , $-30^\circ C$): δ 129.9 ppm. 1H NMR (200 MHz, THF- d_6 , $-30^\circ C$) (**c**): δ (H-1) 4.86 (m, $J_{1,2}$ 7.6, $J_{1,4}$ -13.6, $J_{1,5}$ -11.4), δ (H-2) 3.64 (d), δ (H-7) 7.18, δ (H-8) 7.67, δ (H-9) 7.49, δ (H-10) 2.41 ($J_{10,P}$ 9.7), δ (H-15) 3.14 (m, $J_{14,15}$ -2.8, $J_{15,16}$ -7.8), δ (H-16) 3.46 ppm (m, $J_{11,16}$ -3.6, $J_{12,16}$ -10.2 Hz).

$[Pd(PMe_3)(\eta^1, \eta^5-C_6H_4O_2C_8H_{12})]$ (**7**)

Complex **2** (R = Me) (0.67 g, 2.3 mmol) and *p*-benzoquinone (0.25 g, 2.3 mmol) were dissolved in ether (30 ml) at $-40^\circ C$, and the solution was stirred for 5 h. The yellow precipitate was filtered off, washed with cold pentane, and dried under high vacuum. Yield 0.42 g (43% theory).



(c)



(d)

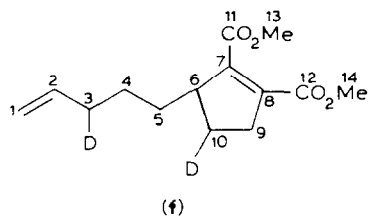
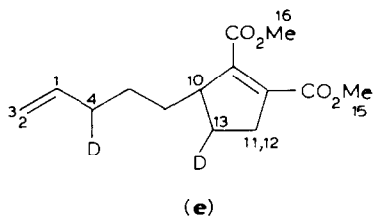
Found: C, 51.4; H, 6.3; P, 7.9; Pd, 26.5. $C_{17}H_{22}O_2PPd$ (398.5) calcd.: C, 51.2; H, 6.3; P, 7.8; Pd, 26.7%. IR (KBr): $\nu(C=C)$ 1610, $\nu(C=O)$ 1604, 1670 cm^{-1} . ^{31}P NMR (32.4 MHz, toluene- d_6 , $-30^\circ C$): δ -19.5 ppm. 1H NMR (200 MHz, toluene- d_6 , $-30^\circ C$) (**d**): δ (H-1) 4.75, δ (H-2) 3.21, δ (H-9) 6.25, δ (H-10) 0.81, δ (H-15) 2.65, δ (H-16) 2.98 ppm.

Reaction of **4** (R = Me) with DCl

A solution of **4** (R = Me) (0.33 g) in ether (10 ml) was treated with 0.2 ml of a 37% solution of DCl in D₂O then stirred for 4 h at room temperature. The orange precipitate was filtered off and the pale-yellow filtrate was distilled to remove excess DCl and solvent, and the presence of **5** confirmed by NMR spectroscopy. Analogous results were obtained from the reaction of **4** (R = Me) with HCl.

1H NMR (400 MHz, toluene- d_8) (**e**): δ (H-1) 5.67 (m, $J_{1,2}$ 10.2, $J_{1,3}$ 17.1, $J_{1,4}$ 6.6), δ (H-2) 4.92 (m, $J_{2,3}$ 2.1, $J_{2,4}$ -1.3), δ (H-3) 4.95 (m, $J_{3,4}$ -1.6), δ (H-4) 1.86 (m), δ (H-10) 2.89 (m, $J_{10,12}$ 2.1), δ (H-11) 2.54 (m, $J_{11,12}$ 17.0), δ (H-12) 2.35 (m, $J_{12,13}$ 9.2 Hz), δ (H-13) 1.74 (m), δ (H-15) 3.50 (s), δ (H-16) 3.60 (s) ppm. ^{13}C NMR

(75.5 MHz, toluene- d_8) (f): $\delta(\text{C-1})$ 114.8, $\delta(\text{C-2})$ 139.3, $\delta(\text{C-3})$ 34.2 ($J_{\text{C,D}}$ 18.8), $\delta(\text{C-4})$ 27.2, $\delta(\text{C-5})$ 33.5, $\delta(\text{C-6})$ 48.6, $\delta(\text{C-7})$ 146.4, $\delta(\text{C-8})$ 137.7, $\delta(\text{C-9})$ 33.1, $\delta(\text{C-10})$ 29.1 ($J_{\text{C,D}}$ 19.9), $\delta(\text{C-11}/12)$ 166.7, 165.4, $\delta(\text{C-13}/14)$ 51.63, 51.60 ppm.



References

- 1 For Part III see P.W. Jolly, R. Mynott, B. Rasper and K.-P. Schick, *Organometallics*, in press.
- 2 H. Minematsu, S. Takahashi and N. Hagihara, *Chem. Commun.*, (1975) 466.
- 3 B. Büssemeier, P.W. Jolly and G. Wilke, *J. Am. Chem. Soc.*, 96 (1974) 4726.
- 4 R. Benn, P.W. Jolly, R. Mynott, B. Rasper, G. Schenker, K.-P. Schick and G. Schroth, *Organometallics*, in press.