

ORGANOIRON CHEMISTRY
Annual Survey for the Year 1987*

ROBERT C. KERBER
Department of Chemistry
State University of New York at Stony Brook
Long Island, N.Y. 11794-3400 (U.S.A.)

CONTENTS

1. Introduction321
2. Reference works, reviews, and general studies321
3. Reactions of "naked" iron atoms and ions323
4. Compounds with η^1 -carbon ligands325
a. Hydrido-, Alkyl- and aryliron compounds, R_nFe325
b. Iron monocarbonyls, e.g. L_4FeCO328
c. Iron dicarbonyls, e.g. $L_3Fe(CO)_2$329
d. Iron tricarbonyls, e.g. $L_2Fe(CO)_3$331
e. Iron tetracarbonyls, e.g. $LFe(CO)_4$ and $R_2Fe(CO)_4$332
f. Carbene complexes R_2CFeL_4334
g. Selected reactions and properties of $Fe(CO)_5$335
5. η^2 -Alkene and η^3 -allyl complexes336
6. Compounds with η^4 -ligands340
a. Trimethylenemethyl Complexes340
b. Complexes of acyclic dienes, including heterodienes340
c. Complexes of cyclic dienes343
7. η^5 -Dienyl complexes346
a. Compounds with open pentadienyl ligands346
b. Cyclopentadienyldicarbonyliron hydride(FpH) and related compounds349
c. Fp -acyl, -alkyl, and -carbene complexes353
d. Cyclopentadienyliron derivatives of η^2 to η^5 -ligands360
8. Compounds with η^6 - and η^7 -arene ligands363
9. Bimetallic compounds366
a. Diiron compounds, derivatives of $Fe_2(CO)_9$366
b. Derivatives of $Cp_2Fe_2(CO)_4$372
c. Heterobimetallic compounds375

* 1986 Survey: J. Organometal. Chem. **343** (1987) 1-78.

10. Trinuclear cluster compounds 379
a. Fe ₃ clusters 379
b. Fe ₂ M clusters 383
c. FeM ₂ clusters 385
11. Tetra- and polynuclear cluster compounds 386
12. References 391

LIST OF ABBREVIATIONS USED

acac	acetylacetonate, (MeCO) ₂ CH ⁻
An	any arene ring, such as benzene, C ₆ H ₆
Ar	an aryl ring, such as naphthyl, C ₁₀ H ₇ ⁻
bpy	2,2'-bipyridyl
COT	1,3,5,7-cyclooctatetraene
Cp	cyclopentadienyl, C ₅ H ₅
Cp*	pentamethylcyclopentadienyl, C ₅ Me ₅
DEPE	1,2-bis(diethylphosphino)ethane
DMF	N,N-dimethylformamide
DMPE	1,2-bis(dimethylphosphino)ethane
DMPM	bis(dimethylphosphino)methane
DPPE	1,2-bis(diphenylphosphino)ethane
DPPM	bis(diphenylphosphino)methane
Et	ethyl, C ₂ H ₅ ⁻
Fp	cyclopentadienyldicarbonyliron, CpFe(CO) ₂ ⁻
Fp'	cyclopentadienyl(carbonyl)(triphenylphosphine)iron
Fp*	(pentamethylcyclopentadienyl)dicarbonyliron
Ft	the tricarbonyliron group, Fe(CO) ₃
HMP	hexamethylphosphorictriamide
L	a 2-electron donor ligand such as a phosphine
LAH	lithium aluminum hydride
M	any transition metal
Me	methyl, CH ₃ ⁻
NMP	N-methyl-2-pyrrolidone
Ph	phenyl, C ₆ H ₅ ⁻
Por	any porphyrin ligand coordinated as a dianion
PPN ⁺	Ph ₃ P=N=PPh ₃ ⁺
R	any univalent organic group such as methyl
TCNE	tetracyanoethene
Tf	trifluoromethanesulfonyl group, F ₃ CSO ₂ ⁻
THF	tetrahydrofuran
X	any halogen

1. INTRODUCTION

In this Annual Review, I attempt to cover the organoiron chemistry reported in journals published during calendar year 1987. Organoiron compounds are those compounds which contain at least one C-Fe bond; however Fe-CN compounds are not included in this review, and properties and reactions of the simple iron carbonyls are not described exhaustively. Ferrocenes are treated in Annual Surveys by B. W. Rockett and G. Marr.

The material is organized more-or-less by the Gmelin system, first by increasing number of conjoined iron atoms, then by increasing hapticity of principal organic ligand. The latter is determined by the principle of last position. Thus, $(\eta^3\text{-allyl})(\eta^5\text{-cyclopentadienyl})(\eta^2\text{-ethene})\text{iron}$ would be treated with cyclopentadienyliron compounds rather than with allyl- or alkene-iron species. However, for purpose of conciseness, many reactions of dimers such as dicyclopentadienyldiirontetracarbonyl $[\text{Fp}_2, \text{Cp}_2\text{Fe}_2(\text{CO})_4]$, in which they undergo fission into monoiron products, are treated alongside those of their monomeric derivatives such as FpR . Likewise, FeM_n clusters are treated as a group with other metal clusters of the same nuclearity.

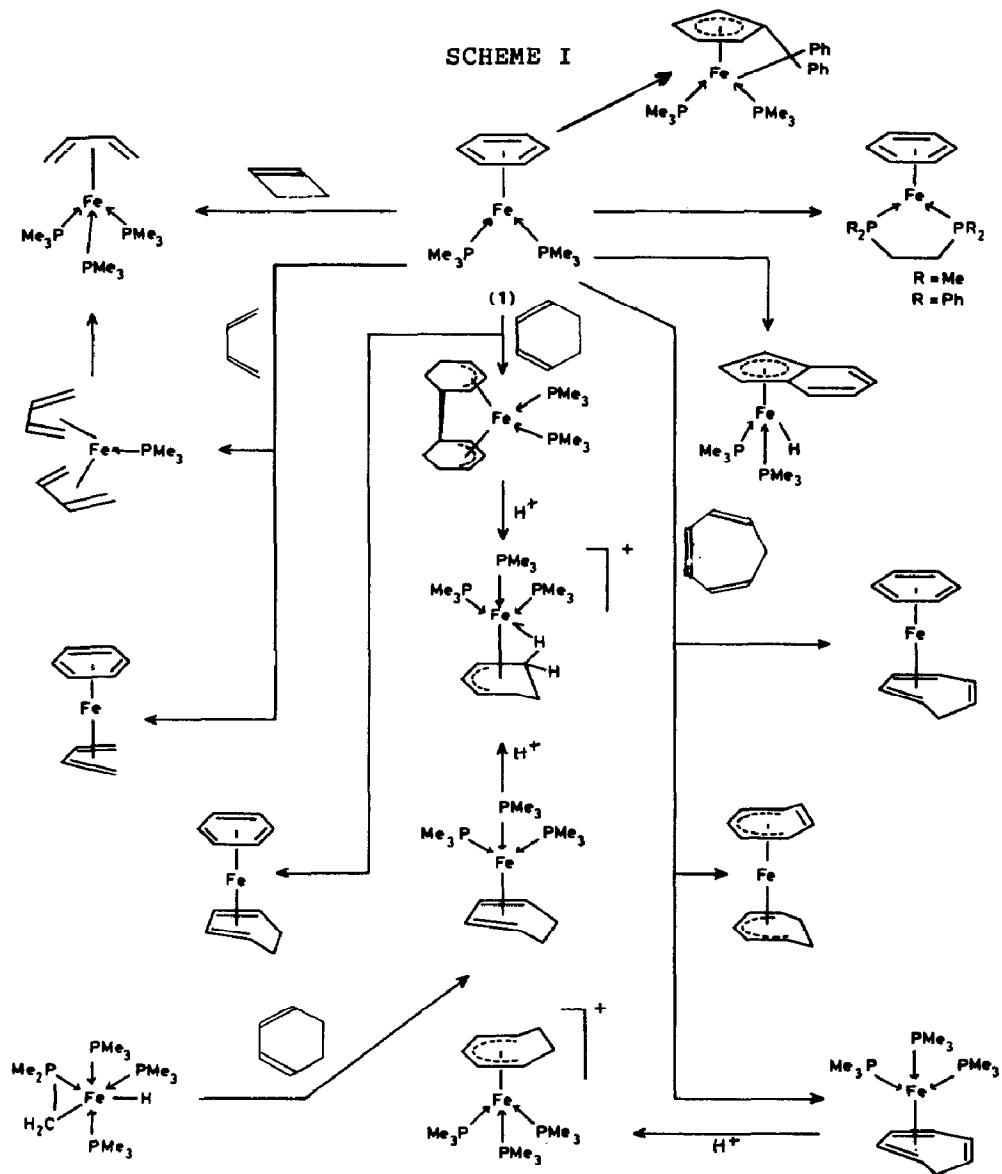
In structural drawings, solid lines between nuclei represent electron-pair bonds unless otherwise stated. In cases where the electron pair is considered to originate from one atom, an arrowhead is used in the traditional way to show direction of electron donation. Otherwise, formal charges are shown explicitly.

This reviewer finds adherence to these conventions to be possible in describing all but the largest clusters, and believes that their use provides clarity sometimes lost when lines are used willy-nilly in the same structural drawing to represent electron-pair bonds, partial bonds, and geometrical relationships between unbonded atoms. To minimize clutter in structural drawings (particularly in cluster structures), I am also continuing to use the symbol Ft for the commonly-occurring tricarbonyliron group.

2. REFERENCE WORKS, REVIEWS, AND GENERAL STUDIES

Volume 13/9a of the Houben-Weyl Methoden der Organischen Chemie contained a very detailed chapter (348 pages) by A. Segnitz on "Methods of Preparation and Transformation of σ -Organoiron Compounds."¹ D. Astruc has contributed a 106-page chapter, with 303 references, on "Use of Organoiron Compounds in Organic Synthesis," to Volume 4 of The Chemistry of the Metal-Carbon Bond.²

I will also discuss in this section a number of papers which deal with several classes of organoiron compounds. $(\eta\text{-C}_6\text{H}_6)\text{Fe}(\text{PMe}_3)_2$, **1**, available in gram quantities by co-condensation of iron vapor, benzene, and trimethylphosphine³, has been found to react readily at room temperature with many unsaturated organics to produce a variety of (polyene)iron compounds, as shown in Scheme I⁴. A similarly extensive series of organoiron compounds resulted from reaction of **1** with $\text{MeSi}(\text{CH}_2\text{PMe}_2)_3$ [tmps], to give $(\eta^4\text{-C}_6\text{H}_6)\text{Fe}(\text{tmps})$, **2**, from which the benzene ligand was displaced by a variety of unsaturated organics⁵.



^{57}Fe relaxation mechanisms in a number of organoiron compounds have been studied at different field strengths. Field-dependent chemical shift anisotropy was the dominant factor in most compounds at high field and spin rotation at low field. Trace particles from sample decomposition also affected the transverse relaxation⁶.

Multiphoton ionization spectra of several organoiron compounds containing hydrocarbon and fluorocarbon ligands have been studied. Both the nature of the ligand bonding and the intramolecular energy transfer (affected by the ligand vibrational modes) affected the distribution of iron electronic states and thus the electronic states of the photoproducts⁷.

Molecular mechanics methods have been used to calculate ligand configurations in diene and cyclopentadienyl π -complexes also containing hydride, halide, and carbonyl ligands. Experimental ligand-metal-ligand angles were said to correlate well with those calculated on the basis of non-bonding interactions among ligands⁸.

Compressed disks of several organoiron π -complexes, doped with iodine, showed good semiconducting properties⁹.

3. REACTIONS OF "NAKED" IRON ATOMS AND IONS

In this section, I discuss reactions of Fe^+ (and lightly ligated derivatives) in the gas phase, as well as matrix reactions of iron atoms.

With respect to the latter, theoretical methods have been brought to bear on the interaction of iron atoms with methane and ethylene. Ground-state iron atoms ($3d^64s^2$) were found to be unreactive toward oxidative addition to C-H bonds (compared to excited state $3d^64s^14p^1$) because of closed-shell repulsions, in agreement with earlier experimental results. Similar effects explained the preference of ground-state iron atoms for sigma-coordination with ethene¹⁰. Reactions of iron atoms with oxirane (ethylene oxide) in matrices have been studied. Insertion into a C-O bond gave a ferraooxetane, which formed $(\eta\text{-ethene})\text{Fe}=\text{O}$ upon visible photolysis; the latter was converted to $\text{CH}_2=\text{CHFeOH}$ by UV irradiation¹¹.

Gas-phase reactions of Fe^+ with organics continued to attract interest in 1987. Just as with neutral iron atoms, the electronic state of the iron had important effects on reactivity. Use of two distinct iron sources allowed discrimination between the chemical properties of ground-state ^6D ($3d^64s^1$) and excited ^4F ($3d^7$) iron ions in reactions with propane. At high kinetic

energies, the excited state was more reactive, but at low kinetic energies, the ground state was; this rather surprising result was explained in terms of non-adiabatic behavior at high energy¹². The often-complicated reactions of transition metal ions, including Fe^+ , with alkanes have also been interpreted in terms of the structures of long-lived ion-molecule complexes initially formed¹³.

Gas-phase Fe^+ generated by fast-atom bombardment of FeSO_4 has been found to display similar reactivity as that generated by electron-impact ionization of iron pentacarbonyl, based upon reaction with hexanonitrile¹⁴. Reactions of this Fe^+ with 2-octyne have been interpreted in terms of complexation to the triple bond, followed by insertion of the complexed Fe^+ into a remote C-H bond, forming a ferracycle, in contrast to the classical pathway of insertion into a C-C bond then β -H transfers¹⁵. Use of deuterium-labelled substrates has allowed more complete characterization of the multiple reaction pathways involved in the reactions of Fe^+ with octynes¹⁶.

Similar reactions with nitriles were described in terms of formation of $\text{RC}\equiv\text{N-Fe}^+$, followed by reaction with remote C-H bonds, depending on chain length¹⁷. A comparison of Fe^+ and Co^+ reactions revealed greater mechanistic complexity in the iron case¹⁸.

Reactions of MOH^+ ($\text{M} = \text{Fe}$ and Co) with ammonia produced MNH_2^+ , which reacted with propene or cyclopropane to form $(\text{C}_3\text{H}_5)\text{M}^+$ and ammonia¹⁹. The species FeCH_x ($x = 0-3$) were prepared and characterized by neutralization-reionization mass spectrometry. Neither neutral nor ionic $\text{FeCH}_{2,3}$ rearranged to hydridometal complexes, but $\text{FeCH}^{0,+1}$ did rearrange to $\text{HFec}^{0,+1}$ ²⁰.

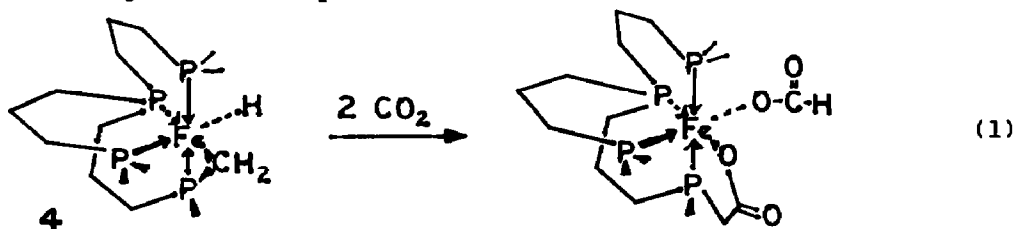
Fe_2 reacted with oxirane in cryogenic matrices by double insertion to form 1,3,2-diferroxolane, based on infrared characterization¹¹. Metal dimer ions FeM^+ have been prepared and studied in the gas phase. Photodissociation spectra showed bond energies in the range 200-300 kJ/mol, depending on M. The ions were generally more strongly bound than the neutral dimers FeM ; ionization potentials for the latter ranged from 5.4 to 7.4 eV²¹. Reactions of CuFe^+ with organics in the gas phase have been studied by FTMS. It was unreactive toward simple alkanes and gave predominantly dehydrogenation of alkenes²². Metal carbonyl cluster fragments having 2-4 metal atoms could be obtained by ion-molecule reactions after electron impact ionization of mixtures of metal carbonyls. Reactivities generally correlated with cluster valence electron deficiency, except for anomalies in species able to contain $\text{Fe}(\text{CO})_4$ units²³.

4. COMPOUNDS WITH η^1 -CARBON LIGANDS

a. Hydrido-, Alkyl-, and Aryliron Compounds

A number of compounds of iron with unusually low coordination numbers, which presumably owe their existence to the presence of unusually bulky ligands, have been characterized in 1987. A two-coordinate, 12-electron iron atom was found to exist in the crystal of $\text{Fe}[\text{N}(\text{SiMePh}_2)_2]_2$; the N-Fe-N angle was 169° , and a close approach of one phenyl group to the iron produced a $\text{Fe}\cdots\text{C}$ distance of 2.695(5) Å. The [bis(trimethylsilyl)amido]iron analog was dimeric, with amido bridges²⁴. The tris(trimethylsilyl)silyl anion reacted with FeCl_2 to produce paramagnetic $[(\text{Me}_3\text{Si})_3\text{Si}]_2\text{FeCl}^-$, whose tetraethylammonium salt showed a Si-Fe-Si angle of 137° and Si-Fe-Cl angles of about 111° . The chloride ligand was readily replaced by triflate or by ether solvents²⁵. Reaction of four-coordinate $(\text{DIPPE})\text{FeBr}_2$ [DIPPE = $\text{R}_2\text{PCH}_2\text{CH}_2\text{PR}_2$, R = isopropyl] with Grignard reagents gave $(\text{DIPPE})\text{FeR}_2$ or (with mesityl or neopentyl reagents) $(\text{DIPPE})\text{FeRBr}$. All were high-spin fourteen-electron species, and the crystal structure of $(\text{DIPPE})\text{Fe}(\text{CH}_2\text{C}_6\text{H}_4\text{-p-Me})_2$ showed a distorted tetrahedral structure with no evidence of intramolecular interactions due to the net electron deficiency; this was plausibly attributed to the lack of vacant d-orbitals in the high spin species²⁶.

In contrast, $(\text{DMPE})_2\text{Fe}$ (from photolysis of the dihydride 3) readily underwent intermolecular reaction in pentane at -90° to form cis-(1-pentyl) $\text{FeH}(\text{DMPE})_2$. Further irradiation at -30° led to β -hydride elimination; the resulting 1-pentene reacted with 3 to give cis-(Z-1-pentenyl) $\text{FeH}(\text{DMPE})_2$ and $(\text{PrCH}=\text{CH}_2)\text{Fe}(\text{DMPE})_2$ ²⁷. Reduction of $[(\text{Me}_2\text{PCH}_2\text{CH}_2\text{CH}_2)_3\text{P}]\text{FeCl}_2$ with lithium metal gave 4 by intramolecular insertion. Addition of trimethyl phosphite trapped the sixteen-electron $\text{Fe}(0)$ tautomer. 4 reacted with two equivalents of carbon dioxide, as shown in Eq. 1. Reaction with methanol gave the dihydride²⁸.

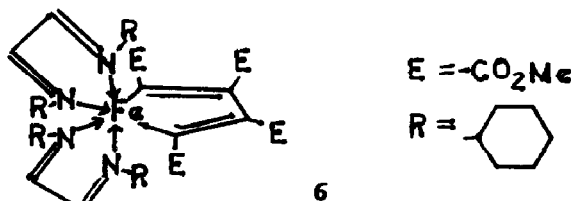


Reaction of trans-(DPPE) $_2\text{FeHCl}$ with L and TlBF_4 gave trans-(DPPE) $_2\text{FeHL}^+ \text{BF}_4^-$ (L = various isocyanates and dinitrogen); electro-oxidation resulted in replacement of H by F²⁹. One chloride ligand of $(\text{DMPE})_2\text{FeCl}_2$ underwent replacement by nitriles at room

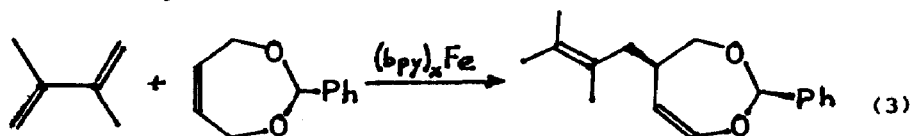
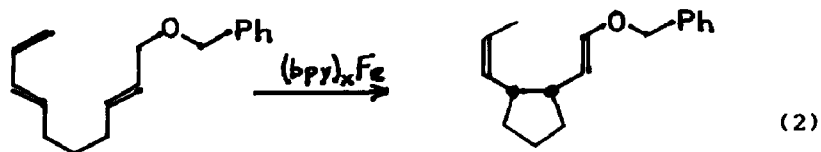
temperature, but at reflux in RCN $\text{trans}-(\text{DMPE})_2\text{Fe}(\text{N}=\text{CR})_2^{2+}$ formed, as confirmed by the crystal structure of the Ph_4B^- salt. The nitrile ligands of the acetonitrile complex could be reduced to coordinated ethylamine ligands with hydrogen³⁰. $\text{Trans}-(\text{DEPE})_2\text{FeH}(\eta^2-\text{H}_2)$ has been prepared by reaction of $(\text{DEPE})_2\text{FeHCl}$ with NaBPh_4 and hydrogen and compared with its DPPE analog and ruthenium and osmium analogs. Reaction with deuterium gas gave the η^2 -HD isotopomers, which gave temperature-dependent NMR spectra due to intramolecular isotope exchange³¹.

Reaction of L_4FeH_2 [$\text{L} = \text{PhP}(\text{OEt})_2$] with aryldiazonium ions led to formation of bis(aryldiazenido)iron complexes, $\text{L}_3\text{Fe}(=\text{N}=\text{N}-\text{Ar})_2^{2+}$ 32.

Benzildianil [$\text{PhN}=\text{CPh}-\text{CPh}=\text{NPh}$] reacted with $\text{CpFe}(\text{1,5-cyclo-octadiene})^-$ with disproportionation, giving ferrocene and the dianion, $(\text{PhN}=\text{CPh}-\text{CPh}=\text{NPh})_2\text{Fe}^{2-}$ 33. Reduction of Fe(II) compounds with alkali metals or Grignard reagents in the presence of 1,4-diazadienes gave the paramagnetic, neutral analogs, $(\text{DAD})_2\text{Fe}$, 5. Depending upon the steric bulk of the diazadiene ligand, 5 underwent various addition reactions with CO, isocyanates, nitrosyl chloride, and diazoalkanes. Reaction with dimethyl acetylenedicarboxylate produced a stable ferrole, 6 (X-ray)³⁴.



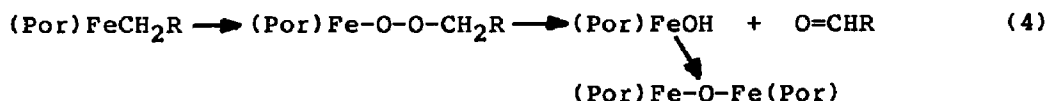
Catalysis of a number of new carbon-carbon bond formation reactions by $(\text{bpy})_x\text{Fe}(0)$ species has been reported this year. Examples are shown as Equations 2³⁵ and 3³⁶. The catalyst was made by reduction of $\text{Fe}(\text{acac})_3$ with triethylaluminum in the presence of 2,2'-bipyridine and furan³⁵⁻³⁷. The catalyst appears to this reviewer to resemble the ferrous naphthenate-1,10-phenanthroline-tri(isobutyl)aluminum catalyst used to polymerize butadiene; the latter has been improved by addition of diethylaluminum chloride^{38,39}.



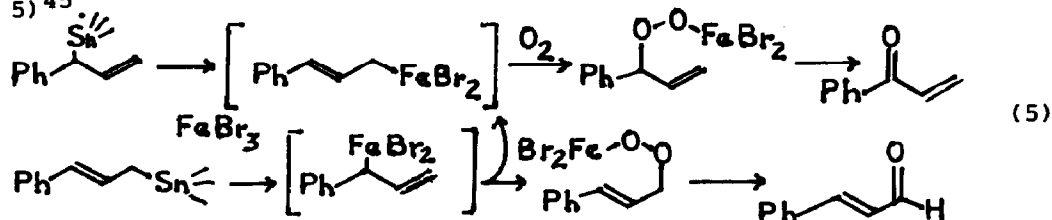
A new, synthetically-useful, iron-pyrrolyl reagent has been prepared either by reaction of atomic iron with pyrrole or reaction of sodium pyrrolide with FeCl_2 . It reacted with bipyridine to give $(\text{bpy})_2\text{Fe}(\text{NC}_4\text{H}_4)_2$ ⁴⁰.

The mechanisms of reaction of hemoglobin with aryldiazonium salts have received further attention, with the finding that diazonium salts having polar substituents undergo electron transfer in the aqueous medium around the hemoprotein, resulting in production of arenes by hydrogen abstraction from a hydrogen-donor cosolvent. On the other hand, diazonium ions having hydrophobic substituents reacted at the hydrophobic protein pocket, eventuating in formation of the Fe-arylated product⁴¹. $(\text{Por})\text{Fe}-\text{CH}=\text{CR}_2$ (from reaction of vinylic Grignard reagents with $(\text{Por})\text{Fe}^+\text{ClO}_4^-$) rearranged to N-vinylic porphyrins upon oxidation with FeCl_3 , and the stereochemistry about the double bond was retained⁴².

Reaction of $(\text{Por})\text{FeR}$ with oxygen has been studied by NMR, which has indicated the pathways shown in Eq. 4⁴³; these reac-



tions are possible models for biological reactions involving heme oxygenases. In discussing the enzymatic lipoygenation of polyunsaturated fatty acids, Corey has favored an organoiron-mediated pathway, based on effects of structure, oxygen pressure, and temperature on rates. Enzyme-induced deprotonation of substrate, in concert with addition of Fe(III) at an allylic position, was proposed; this was followed by oxygen insertion into the Fe-C bond as in Eq. 4⁴⁴. Model studies involving organotin compounds have been offered in support of this proposal (Eq. 5)⁴⁵



The role of possible organoiron intermediates in epoxidation reactions of alkenes with oxo-iron porphyrins has continued to be studied intensively. Theory has suggested that the most stable structure of the putative oxo-iron porphyrin involves insertion of O into an Fe-N bond of the porphyrin, and that the resulting distortions favor iron-alkene interaction. Slipping of the

alkene toward the oxygen would then generate a ferraoxetane, with reductive elimination of the epoxide the last step⁴⁶.

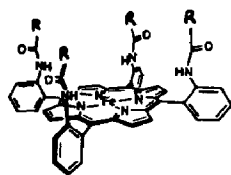
Loss of catalytic activity during such oxidations has been found to result from formation of N-alkylporphyrins. In one tetraarylporphyrin model system, the 1-alkene has been found to be bound at the 2-carbon rather than at the 1-carbon as in actual cytochrome P-450 systems⁴⁷. Formation of N-alkylporphyrins by acid demetalation of -Fe-O-C=C-N- cyclized porphyrins, and other reactions of the latter cycles, have been reported⁴⁸. Reversible formation of N-alkylhemins during epoxidation of norbornene has been shown⁴⁹. Alkenes known to rearrange upon one-electron oxidation (e.g. hexamethyl Dewar benzene) were found in fact to undergo partial rearrangement during epoxidation with tetraphenylporphyrin/*m*-chloroperbenzoic acid, implicating electron transfer in the mechanism of epoxidation⁵⁰. This result neither confirms nor denies the possible intermediacy of intermediates having Fe-C bonds.

In the absence of air, cytochrome P-450 is known to reduce C-X bonds of halomethanes. Calculations on halomethyl radicals have been used in support of a proposed enzymatic cycle involving halomethyl-iron intermediates⁵¹. MCD studies of reduced rabbit liver microsomal cytochromes and their CO complexes have been carried out⁵².

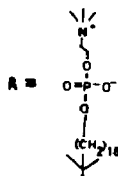
b. Iron Monocarbonyls, e.g. $L_4Fe(CO)$

The majority of such compounds are (Por)FeCO derivatives, studied in connection with binding of CO and O₂ to natural or model heme systems. ⁵⁷Fe NMR has been used to study such binding; the chemical shift was highly dependent on strength of binding of an axial nitrogen ligand⁵³. Electrochemical studies of (Por)FeX (X = Cl, ClO₄) under a CO atmosphere allowed determination of formation constants for carbonyl adducts of (Por)Fe and (Por)FeX⁻⁵⁴. Recombination of isocyanide ligands after flash photolysis of protoheme complexes has been found to occur on the picosecond time scale; CO recombination was at least 70 times slower, a fact attributed to CO's lower basicity⁵⁵.

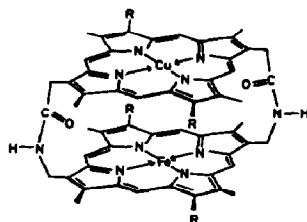
Two new synthetic porphyrins, 7⁵⁶ and 8⁵⁷, have been prepared, and their CO binding studied.



7

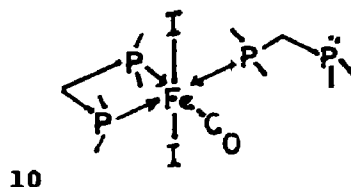
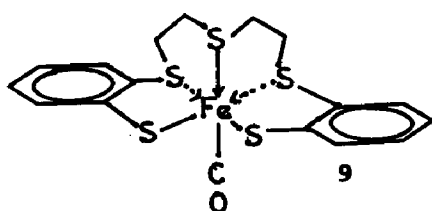


8

R = C₁₀H₂₁R = C₈H₁₁R = C₂H₅

Unsaturated bis(diazadiene)iron complexes, $(DAD)_2Fe$, **5**, behaved diversely toward CO. Depending on steric bulk of the diazadiene, some did not add CO, some added it reversibly to form diamagnetic $(DAD)_2Fe(CO)$, and some underwent replacement of a DAD ligand to form $(DAD)Fe(CO)_3$ ³⁴.

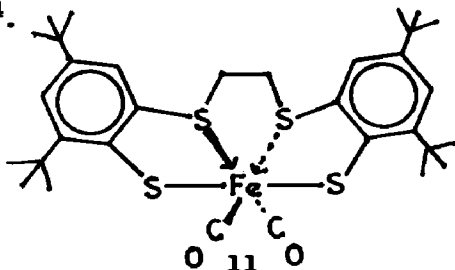
The *meso*-diastereomer of **9** has been characterized crystallographically, and *t*-butyl-substituted analogs have been prepared⁵⁸. Reaction of DPPM with FeI_2 under a CO atmosphere gave **10**⁵⁹. A similar reaction of the hexaphosphine eHTP, $[(Et_2PCH_2CH_2)_2P]_2CH_2$, with $FeCl_2$ under CO produced $(eHTP)FeCl(CO)^+$, with two terminal phosphorus atoms uncoordinated (X-ray structure)⁶⁰. The diazene ligand in $(p-MeC_6H_4N=NH)Fe(CO)-[P(OEt)_3]_4^{2+}$ was readily displaced by azide ion, sulfides, amines, and aldehydes⁶¹.



c. Iron Dicarbonyls, e.g. $L_3Fe(CO)_2$

Adsorption of $Fe(CO)_2(NO)_2$ on zeolite-Y under NO was shown by isotope labelling to give a surface-bound $Fe(NO)_3$ group⁶². Reaction of **4** (Eq. 1) with CO gave a mixture of mono- and dicarbonyl derivatives of $Fe[P(CH_2CH_2CH_2PMe_2)_3]$, the latter having one free phosphine group²⁸.

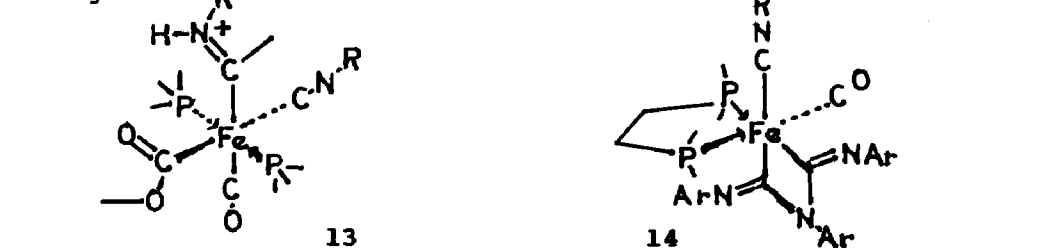
The bulky ligand, 2-mercapto-3,5-di-*tert*-butylaniline, LH, reacted with $FeCl_2$ under CO to form $L_2Fe(CO)_2$ ⁶³. The analogous dithiolate complex underwent alkylation by dibromoethane to form **11** (X-ray structure). The free ligand from **11** could be obtained by acid hydrolysis; it gave **11** back upon reaction with Fe^{2+} salts followed by CO⁶⁴.



The effect of solvents ranging from cyclohexane to DMF on kinetics and equilibrium of the CO insertion reaction of $(Me_3P)_2Fe(CO)_2(Me)(X)$ [$X = CN$] has been found to be very small⁶⁵. Results of insertion of isonitriles into the same series of com-

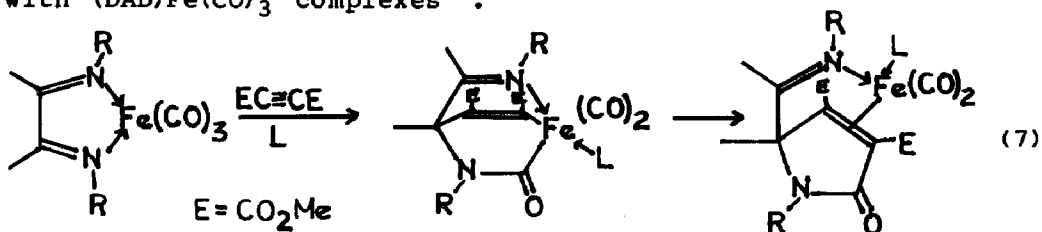
pounds have been found to depend on X and the isonitrile. With X = CN and *tert*-BuNC, the expected acetyl complex, $(\text{Me}_3\text{P})_2\text{Fe}(\text{CO})(\text{COMe})(\text{CN})(\text{NCCMe}_3)$, resulted. With X = I, ionic complexes (Eq. 6) resulted⁶⁶. Reaction of 12 with methanol gave the carbomethoxy complex 13. The X-ray structure of the Ph_4B^- salt showed a short Fe-CO₂Me bond distance of 1.90(2) Å; dissolution of 13 in dichloroethane regenerated 12⁶⁷.

Reaction of $(\text{DPPE})\text{Fe}(\text{CNR})_4^{2+}$ with KOH resulted in synthesis of a coordinated CO ligand, with formation of 14. (X-ray structure, Ar = 4-MeC₆H₄). 14 underwent protonation at an imine nitrogen⁶⁸.



Ab initio calculations have been performed on heterocumulene complexes $(\text{H}_3\text{P})_2\text{Fe}(\text{CO})_2(\eta^2\text{-Y=C=Z})$ having Y = O, S and Z = O, S, NH, CH₂. The most important bonding interaction was identified as iron to heterocumulene back-bonding, as a result of which $\eta^2\text{-CS}$ coordination was favored over $\eta^2\text{-CO}$. The relative instability of CO₂ complexes was also consistent with this result⁶⁹. Silylated complexes $(\text{DPPE})\text{Fe}(\text{CO})_2(\text{H})(\text{SiR}_3)$ (crystal structure reported for R = Me) and $(\text{DPPE})\text{Fe}(\text{CO})_2(\text{SiCl}_3)_2$ have been prepared by photochemical reaction of (DPPE)iron carbonyls with silanes or silyl iron carbonyls with DPPE⁷⁰.

A bicyclic intermediate (Eq. 7) has been detected spectroscopically in the addition of dimethyl acetylenedicarboxylate with (DAD)Fe(CO)₃ complexes⁷¹.



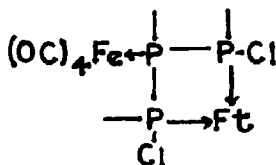
d. Iron Tricarbonyls, e.g. $L_2Fe(CO)_3$

Alkylation of malonate ion by allylic carbonates has been found to be catalyzed by $Bu_4N^+ Fe(CO)_3(NO)^-$, and a σ -allyliron intermediate has been proposed⁷².

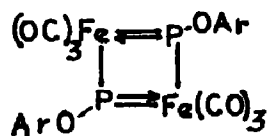
The P-H coupling constants in *trans*- $HFe(CO)_3PR_3^-$ [R = OMe, OEt, Ph, Et] have been reported to depend strongly on solvent and temperature, as a consequence of changes in H-Fe-CO angle⁷³. In contrast to these cases, the anion $HFe(CO)_3[P(OPh)_3]^-$ adopts a structure with the triphenyl phosphite ligand in an equatorial position of the trigonal bipyramid and cis to the hydride, as shown by spectra in solution and by the X-ray structure of the PPN^+ salt⁷⁴.

Silyl hydrides $HFe(CO)_3(SiR_3)L$ [L = PPh_3 , $P(OPh)_3$] could be deprotonated with sodium or potassium hydride, and the resulting salts reacted with numerous electrophiles. The crystal structure of $Ph_3PAuFe(CO)_3(PPh_3)(SiMePh_2)$ was determined⁷⁵. Similar compounds with bridging DPPE ligands, $(DPPE)[mer-Fe(CO)_3(H)(SiR_3)]_2$ and $(DPPE)[mer-Fe(CO)_3(SiR_3)_2]_2$ have also been prepared by appropriate ligand-substitution methods⁷⁰.

The crystal structure of $(DPPE)Fe(CO)_3$ (from reduction of $FeCl_2$ in the presence of DPPE and CO) has been determined⁷⁶. 15, with its novel chelating ligand, was one of the products of reaction of $MePCL_2$ with $HFe(CO)_4^-$ ⁷⁷. Similarly, the cyclic product 16 was produced, *inter alia*, by reaction of $ArOPCL_2$ with $Na_2Fe(CO)_4$ ⁷⁸. Other products of these reactions are discussed in the next section.



15



16

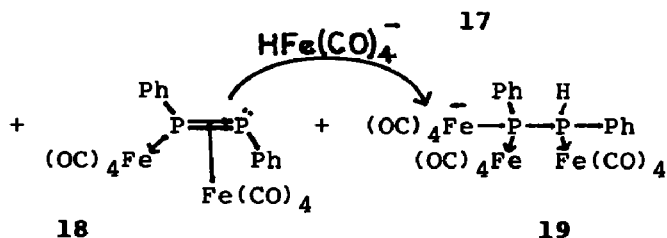
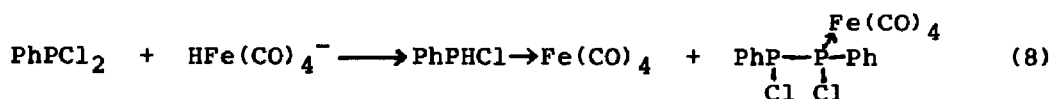
A general synthesis of tris(isonitrile) complexes, $(RNC)_3Fe(PMe_3)_2$, by reaction of $Fe(PMe_3)_4$ with RNC, has been reported. X-ray structures for R = neopentyl, phenyl, and 2,6-xylyl showed axial trimethylphosphine and equatorial isonitrile ligands. Tetra- and penta-isonitrile complexes could be formed with excess isonitrile in solution⁷⁹. Photolysis of the tris(isonitrile) complexes in benzene resulted in formation of aldimines, $PhCH=NR$, in a process which was catalytic in the presence of low concentrations of isonitrile. The proposed process involved oxidative addition of $(Me_3P)_2Fe(CNR)_2$ to a benzene C-H bond, and isonitrile insertion⁸⁰.

e. Iron Tetracarbonyls, e.g. $\text{LFe}(\text{CO})_4$ and $\text{R}_2\text{Fe}(\text{CO})_4$

Rates of proton transfer from $\text{H}_2\text{Fe}(\text{CO})_4$ (and other metal hydrides) to para-substituted anilines gave linear Bronsted plots, and kinetic acidities of the different hydrides generally paralleled the thermodynamic acidities. Self-exchange between $\text{H}_2\text{Fe}(\text{CO})_4$ and $\text{HFe}(\text{CO})_4^-$ was found to involve proton transfer, and little effect of counterion was noted⁸¹. $\text{HFe}(\text{CO})_4^-$ transferred a hydride to the 2-carbon of $(\eta\text{-thiophene})\text{Mn}(\text{CO})_3^+$ ⁸². MO calculations have been carried out on the D_{3h} hydrogen-bridged species, $[(\text{OC})_4\text{Fe}\cdots\text{H}\cdots\text{Fe}(\text{CO})_4]^-$ ⁸³.

Reaction of $\text{Na}_2\text{Fe}(\text{CO})_4$ with CO_2 eventuated in formation of $\text{Fe}(\text{CO})_5$ and Na_2CO_3 ⁸⁴. With *N*-formylimidazole in the presence of Lewis acids, the tetracarbonylferrate salt gave $(\text{OC})_4\text{FeCHO}^-$; other acyltetracarbonylferrates were obtained similarly. The Lewis acid both increased the reactivity of the acylimidazole and scavenged the sodium imidazolate byproduct⁸⁵.

Reactions of $\text{HFe}(\text{CO})_4^-$ with halophosphines have given rise to an extensive family of novel products, and this chemistry has been briefly reviewed⁸⁶. New results in this area have also appeared: the results of reactions of RPhCl_2 , as affected by R and by reaction conditions, have been described. Equation 8 summarizes the products obtained in the case $\text{R} = \text{Ph}$ ⁷⁷. With $\text{R} = \text{Me}$,



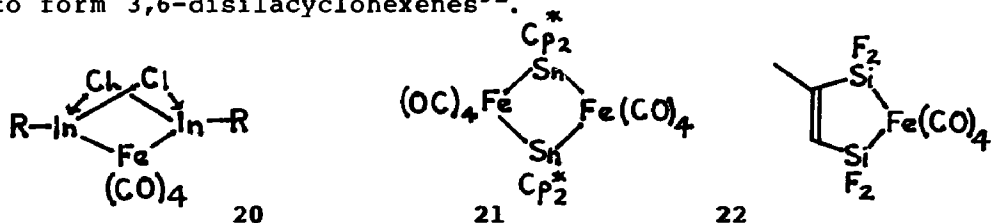
products analogous to 17 and 19 formed, along with 15 (mentioned in previous section). Me_3CPCl_2 gave only $\text{Me}_3\text{CPH}[\text{Fe}(\text{CO})_4]_2^-$, and R_2NPCl_2 [R = isopropyl] gave an analogous product, presumed formed via a phosphinidene intermediate, $\text{XP}=\text{Fe}(\text{CO})_4$ ⁷⁷. With bulky dichlorophosphines RPhCl_2 (R = mesityl, Me_3SiCH_2 , $(\text{Me}_3\text{Si})_2\text{-CH}$, $(\text{Me}_3\text{Si})_2\text{N}$, etc.), the products included 16, cluster compounds, and diphosphene complexes, $\text{RP}[\rightarrow\text{Fe}(\text{CO})_4]=\text{PR}[\text{Fe}(\text{CO})_4]$. Also obtained with $\text{R} = 2,4,6\text{-tri-}t\text{-butyl-C}_6\text{H}_2$ was a product analogous to 18⁷⁸. The factors which favor this n,π -coordination relative to the more common n,n -coordination in diphosphenebis-

(tetracarbonyliron) complexes remain elusive.

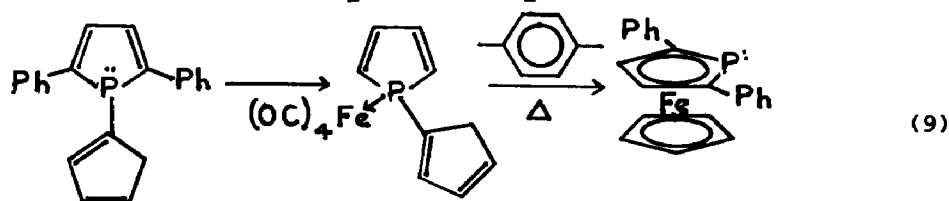
Two full papers on reactions of R_2NPCl_2 with iron carbonyls have appeared. With $Na_2Fe(CO)_4$, a reaction scheme involving formation of $R_2NP=Fe(CO)_4$ was proposed; this species underwent electron transfer reactions with $Fe(CO)_4^{2-}$ in THF but not in ether. Di- and tri-iron cluster products (see sections 9 and 10 of this review) predominated, but an unstable diphosphenebis-(tetracarbonyliron) product, which added water on attempted chromatography to form $[R_2NP(H)OP(H)NR_2][Fe(CO)_4]_2$, was detected in the case $R = \text{isopropyl}$. The major product when $R = \text{Et}$ was a heterobicycle having fused FeP_3 and $FePOC$ rings⁸⁷. With nonacarbonyliron and Et_2NPCl_2 , the simple $Fe(CO)_4$ adduct formed first, with subsequent reactions giving cluster products⁸⁸.

Reaction of $HFe(CO)_4^-$ with the unsaturated chlorophosphine, $R_2C=PCl$ ($R = SiMe_3$), produced a diphosphirane along with its $Fe(CO)_4$ complex, $R_2CHPHCl \rightarrow Fe(CO)_4$, and $(\eta^2-HP=CR_2)Fe(CO)_4$ ⁸⁹.

Cyclic $Fe(CO)_4$ complex **20** [$R = C(SiMe_3)_3$] resulted from reaction of $Na_2Fe(CO)_4$ with $RInCl_3^-$; the In-Fe bonds averaged 2.63 Å in the crystal structure⁹⁰. The Sn_2Fe_2 rings of **21** were cleaved on treatment with Lewis bases such as pyridine to give monomeric $B^+-SnCp^*_2-Fe(CO)_4^-$ ⁹¹. Photoreactions of **22** with dienes have been studied; the processes observed included substitution of diene for two carbonyl ligands and cycloadditions to form 3,6-disilacyclohexenes⁹².

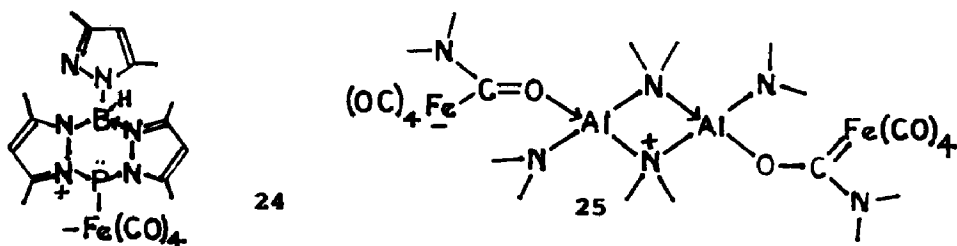


Infrared, Mössbauer, and ^{31}P NMR studies of phosphine- and phosphite tetracarbonyliron complexes have been carried out, and the observations correlated with the donor-acceptor nature of the phosphorus ligand⁹³. $Fe(CO)_4$ complexes of several novel phosphorus ligands have been prepared. These include cyclic diacylphosphines (from reaction of $RP(SiMe_3)_2$ with diacid chlorides)⁹⁴, phosphazene precursors $Me_3SiN=PMe(OCH_2CF_3)CH_2PR_2$ [$R = Ph, NMe_2$]⁹⁵, the sulfodiimide $R_2P-N=S=N-PR_2$ ($R = \text{tert-butyl}$)⁹⁶, and a



Mo₂CP tetrahedral cluster⁹⁷.

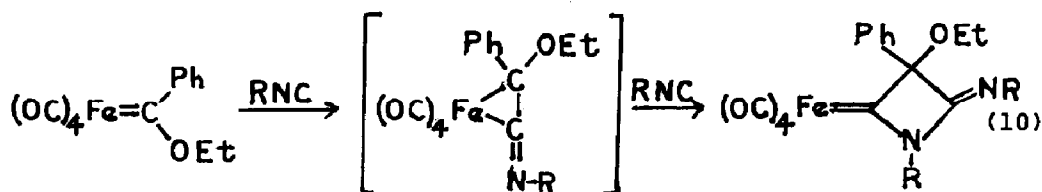
An interesting rearrangement of a cyclopentadienyl group from phosphorus to iron has been reported (Eq. 9)⁹⁸. **24**, described as a "base-stabilized phosphinidene complex," has been prepared and characterized crystallographically. The P-Fe bond length (2.274 Å) indicated a single bond in **24**, which led the authors to disparage the double-bonded structure $RP=Fe(CO)_4$ often drawn in true phosphinidene-metal complexes⁹⁹. However, since a satisfactory double-bonded structure cannot be drawn for **24**, in contrast to true phosphinidene complexes, the basis for this conclusion is unclear.



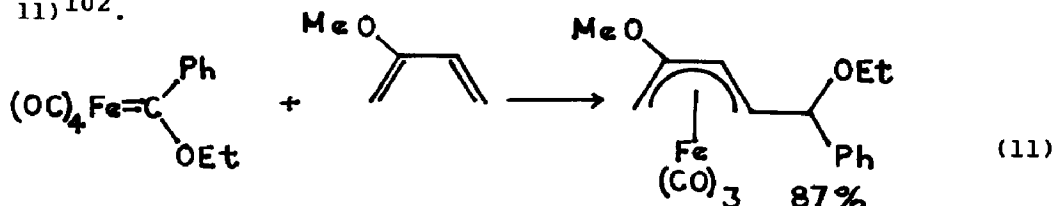
f. Carbene Complexes $R_2C=FeL_4$

The carbenoid complexes **12-14** have already been discussed. Double protonation of **14** gave the acyclic carbene complex $[(DPPE)Fe(CNPh)_2(CO)=C(NHPh)_2]^{2+}$ ⁶⁸. A more complex carbenoid resulted when $Fe(CO)_5$ and $[Al(NMe_2)_3]_2$ interacted to form **25**. The Fe-C bond length in **25** [1.998(3) Å]¹⁰⁰ showed significant double bond character.

Use of carbene complexes in synthesis has increased. Reaction of $(OC)_4Fe=C(Ph)OEt$ with two equivalents of isonitriles gives first ketenimine complexes (Eq. 10) then iminoazetidinyli-



dene complexes. The latter could be oxidized to iminoazetidinylones¹⁰¹. The same carbene complex reacted with dienes (via ferracyclobutanes?) to form substituted pentadiene complexes (Eq. 11)¹⁰².



A formal silylene complex, stabilized by interaction with the solvent (THF or HMP), resulted from reaction of $\text{Na}_2\text{Fe}(\text{CO})_4$ with $(\text{RO})_2\text{SiCl}_2$ ($\text{R} = \text{tert-butyl}$). The Fe-Si distance in the product $(\text{Me}_2\text{N})_3\text{P}^+\text{OSi}(\text{OR})_2\text{-Fe}(\text{CO})_4^-$, 2.289(2) Å, may be taken as appropriate for a Si-Fe single bond¹⁰³.

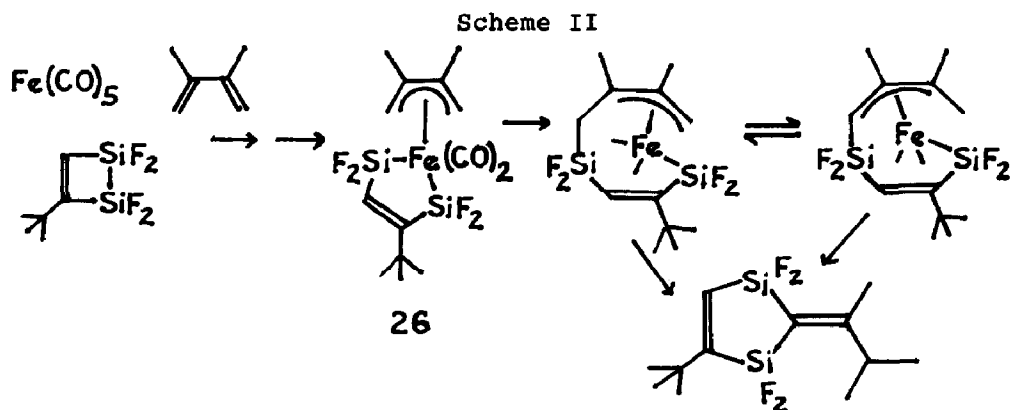
g. Some Selected Reactions and Properties of $\text{Fe}(\text{CO})_5$

Molecular orbital calculations based on density function theory have been applied to calculation of mean M-CO bond energies and first CO dissociation energies for Group 6, 8, and 10 carbonyls. For $\text{Fe}(\text{CO})_5$, the respective values 216 and 185 kJ/mol were calculated¹⁰⁴. Photofragmentation of $\text{Fe}(\text{CO})_5$ at 193 nm under molecular beam conditions appeared to occur with complete energy randomization before each sequential CO dissociation¹⁰⁵. MO calculations for $\text{EFe}(\text{CO})_5^+$ ($\text{E} = \text{H}, \text{Me}$) and other E-metal species have been reported; M-Me bonds were found to be weakened in general relative to M-H bonds by filled orbital repulsions; these were less important in the cationic species¹⁰⁶.

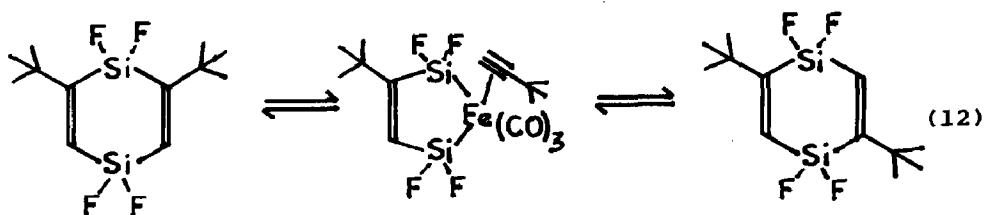
Ligand exchange reactions of $\text{Fe}(\text{CO})_5$ have been found to be catalyzed by a range of supported metals and metal oxides, and the catalysis inhibited by free radical traps; a radical non-chain process was inferred. The metal effectiveness fell in the order $\text{Pd} > \text{Pt} > \text{Ru} > \text{Rh}$, and species such as $\text{LFe}(\text{CO})_4$ and $\text{Fe}(\text{CO})_{5-n}(\text{CNR})_n$ ($n = 0-5$) were readily obtained from $\text{Fe}(\text{CO})_5$ ¹⁰⁷. Formation of $(\text{OC})_3\text{Fe}(\text{CNCMe}_3)_2$ was used as a probe reaction to test the efficacy of catalysts for ligand exchanges in general¹⁰⁸. Use of coupled capillary columns to achieve optimum gas chromatographic separation in the series $(\text{F}_3\text{P})_{n-5}\text{Fe}(\text{CO})_n$ ($n = 0-5$) has been recommended¹⁰⁹.

Theoretical calculations on addition of hydride to a carbonyl ligand of $\text{Fe}(\text{CO})_5$ have been carried out. The addition was found to be exothermic, and no activation barrier was found¹¹⁰. The uncertain fate of solvent molecules in reaction of initially solvated anions with $\text{Fe}(\text{CO})_5$ made calculation of entropy effects difficult¹¹¹. KH and NaBH_4 promoted the isotopic exchange of ^{13}CO with $\text{Fe}(\text{CO})_5$ ¹¹².

Cycloaddition reactions of 1,1,2,2-tetrafluoro-1,2-disilacyclobut-3-ene with butadienes were carried out by photolysis in the presence of $\text{Fe}(\text{CO})_5$. The principal products were disilacyclopentene derivatives (Scheme II), but some dienes gave disilacyclohexenes or disilacyclooctadienes instead^{92,113}. Similar products were produced from photolysis of **22** and analogs in the presence of dienes. Rearrangements of the various cyclic products occurred in the presence of $\text{Fe}(\text{CO})_5$ and ultraviolet



light; an example is given in Eq. 12¹¹⁴.



UV photolysis of $\text{Fe}(\text{CO})_5$ physisorbed on porous Vycor glass occurred as in solution, giving $\text{Fe}(\text{CO})_4$ with a quantum yield of 1. Oxidative addition to adsorbed water and to silanol groups gave products $\text{H}-\text{Fe}(\text{CO})_4\text{OM}$ [$\text{M} = \text{H}, \text{Si}(\text{OX})_3$]. With further photolysis, dimeric and trimeric iron products formed via a "mobile intermediate," principally $\text{Fe}(\text{CO})_3$ ¹¹⁶. The colloidal sols which resulted from oxidation of $\text{Fe}(\text{CO})_5$ by hydrogen peroxide have been characterized as non-crystalline iron(III) hydroxoacetates¹¹⁷.

5. η^2 -ALKENE AND η^3 -ALLYL COMPLEXES

η^2 - $\text{Fe}(\text{CO})_4$ complexes of diphosphenes^{77,78} and of phosphenes⁸⁹ have been described in the previous section of this review, as has theoretical treatment of bonding in $(\text{H}_3\text{P})_2\text{Fe}(\text{CO})_2(\eta^2\text{-CO}_2)$ and related species⁶⁹.

Reaction of $(\text{DMPE})_2\text{Fe}$ [from irradiation of 3] with pentene was found to produce both $(\eta^2\text{-CH}_2=\text{CH}-\text{CH}_2\text{CH}_2\text{CH}_3)\text{Fe}(\text{DMPE})_2$ and C-H insertion to form $(1\text{-pentenyl})\text{FeH}(\text{DMPE})_2$ ²⁷. Reaction of (methyl acrylate) $\text{Fe}(\text{CO})_4$, 27, with alkyl-lithium or Grignard reagents occurred by attack at a metal carbonyl and transfer of the resulting acyl group to the β -carbon, to produce 4-ketoesters¹¹⁸. Photolysis of 27 in low-temperature matrices proceeded with predominant loss of CO, to produce $(\eta^4\text{-CH}_2=\text{CH}-\text{C}(=\text{O})\text{OMe})\text{Fe}(\text{CO})_3$ and isomers with the acrylate bonded to iron via double bond and ester OMe group and via the carbonyl group alone¹¹⁹.

Reduction of FeCl_2 with magnesium in the presence of ethene and triethylphosphine gave pseudotetrahedral $(\text{Et}_3\text{P})_2\text{Fe}(\text{C}_2\text{H}_4)_2$ (X-ray structure). In the presence of additional phosphine ligands, this unsaturated compound reacted with carbon dioxide to give (after methanolysis) dimethyl methylmalonate or dimethyl succinate, depending on the phosphine used¹²⁰.

Irradiation of $\text{Fe}(\text{CO})_2(\text{NO})_2$ in liquid xenon containing 1,3-butadiene gave $(\eta^2\text{-C}_4\text{H}_6)\text{Fe}(\text{CO})(\text{NO})_2$, $(\eta^4\text{-C}_4\text{H}_6)\text{Fe}(\text{NO})_2$, and $(\eta^2\text{-C}_4\text{H}_6)_2\text{Fe}(\text{NO})_2$. The latter was considered a likely intermediate in the catalytic dimerization of dienes, since it can isomerize to a η^2 , η^4 -structure with bending of a NO group¹²¹.

Several studies relevant to catalytic isomerization of alkenes have been reported. Photolysis of $(\text{C}_2\text{H}_4)\text{Fe}(\text{CO})_4$ in low-temperature solutions containing excess ethene produced $(\text{ethene})_2\text{Fe}(\text{CO})_3$, **28**, (the species previously assigned di-iron structures) and $(\text{ethene})_3\text{Fe}(\text{CO})_2$, **29**. Addition of 1-pentene resulted in rapid isomerization to 2-pentenes, and gradual loss of catalytic activity was accompanied by dehydrogenation of pentene to form (1,3-pentadiene) $\text{Fe}(\text{CO})_3$ ¹²². In the gas phase, **28** reacted with CO via ethene dissociation, to form $(\text{ethene})\text{Fe}(\text{CO})_4$. The intermediate $(\text{ethene})\text{Fe}(\text{CO})_3$ reacted about 35 times more rapidly with CO than with ethene¹²³. Pulsed laser photolysis of mixtures of **28** and ethene produced *cis*- and *trans*-**29** and $(\text{ethene})_4\text{FeCO}$. Decay constants for the isomers of **29** were measured, and again the unsaturated intermediate $(\text{ethene})_2\text{Fe}(\text{CO})_2$ reacted more readily with CO rather than ethene, this time by a factor of 400¹²⁴. Pulsed laser photolysis of a mixture of ethene, hydrogen, and $\text{Fe}(\text{CO})_5$ produced a reservoir of **28** in equilibrium with an active hydrogenation catalyst, $(\text{ethene})\text{Fe}(\text{CO})_3$. The rate of hydrogenation of ethene was studied as a function of reagent pressures, and a detailed mechanism elucidated¹²⁵.

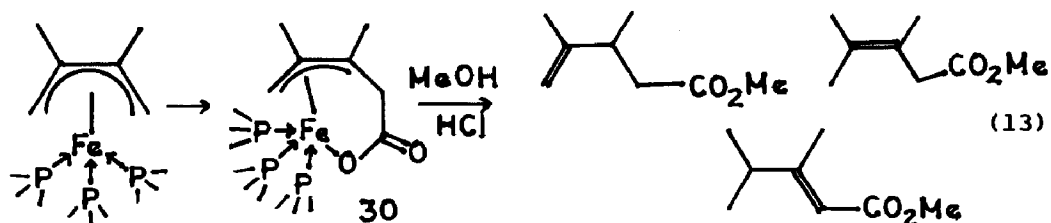
Photolysis of various 1,4-diazadiene complexes, $(\text{dad})\text{Fe}(\text{CO})_3$, in the presence of electron-deficient alkenes gave CO-substitution products, $(\text{dad})\text{Fe}(\text{CO})_2(\eta^2\text{-alkene})$. Activation energies for alkene rotation in these trigonal bipyramidal products have been measured from low-temperature NMR spectra¹²⁶. Formation of a $(\eta^2\text{-alkene})$ structure in the analogous reactions of $(\text{dad})\text{Fe}(\text{CO})_3$ with alkynes was previously shown in Eq. 7⁷¹.

A comparison of $(\text{RC}\equiv\text{CR})\text{Fe}(\text{CO})_4$ ($\text{R} = \text{SiMe}_3$) with its ruthenium and osmium congeners showed the iron compound to have the largest ¹³C NMR coordination shift, and the smallest reduction in C-C stretching frequency on coordination¹²⁷. A series of $(\eta^2\text{-alkyne})\text{Fe}[(\text{Me}_2\text{PCH}_2)_3\text{SiMe}]$ complexes has been obtained by reaction of the alkynes with **2**⁵. Reduced cubane clusters such as $\text{Fe}_4\text{S}_4(\text{SPh})_4^{2-}$ were found to form adducts with ethyne, liberating

a phenylthiolate ligand in the process; this displacement may be relevant to reduction of ethyne by nitrogenase¹²⁸.

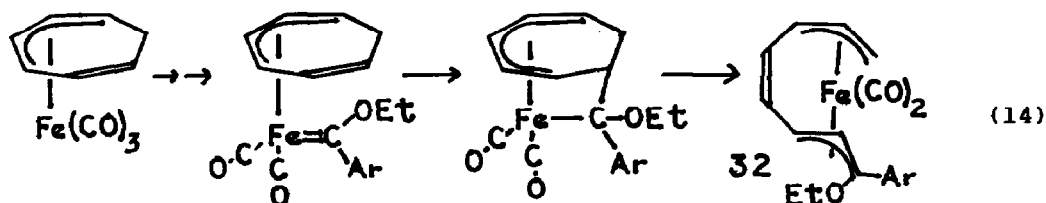
Localized INDO calculations on $(\eta^3\text{-cyclooctenyl})\text{Fe}(\text{PH}_3)_3^+$ have revealed the interaction of the allylic C-H bond with a nominally vacant iron orbital. The calculated bond orders for the Fe-C and Fe-H interactions were 0.302 and 0.190, respectively^{129,130}.

η^3 -Allyl carboxylates such as **30** were the key intermediates in the reaction of electron-rich diene complexes with carbon dioxide (Eq. 13)¹³¹. Increased reactivity of indenyl-iron com-

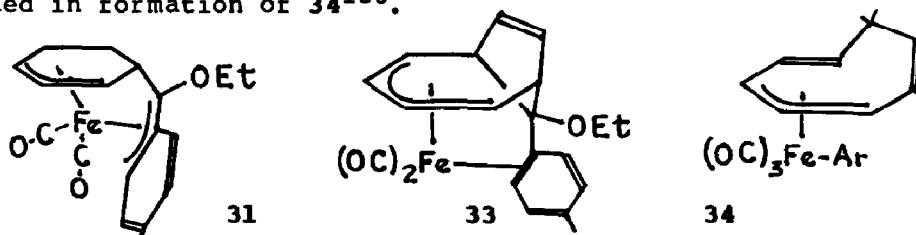


pounds as compared to their cyclopentadienyl-iron analogs has often been attributed to formation of η^3 -indenyl intermediates. This has been unequivocally demonstrated in reaction of $(\eta^5\text{-C}_9\text{H}_7)\text{Fe}(\text{CO})_2^-$ with CO to form the (indenyl)tricarbonyliron anion, whose PPN salt clearly manifested the η^3 structure in the crystal. There was a 22° dihedral angle between the plane of the η^3 -allyl group and the plane of the benzene ring. Maintenance of the η^3 structure in solution was indicated by ¹³C NMR. Methylation of the tricarbonyl anion was thought to occur at iron to produce $(\eta^3\text{-C}_9\text{H}_7)\text{Fe}(\text{CO})_3\text{Me}$, which reverted to an η^5 structure with carbonyl loss¹³². The analogous indenyl radicals, $(\text{C}_9\text{H}_7)\text{Fe}(\text{CO})_2\text{L}^\cdot$, produced by photolysis of $[(\text{C}_9\text{H}_7)\text{Fe}(\text{CO})_2]_2$ in the presence of ligands L (CO, PPh₃, PPh₂), were also thought to possess the η^3 structure, based on EPR results which indicated an iron-centered radical¹³³.

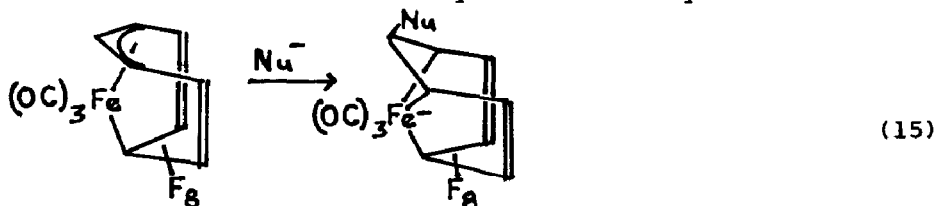
A number of compounds having an organic ligand bound to iron through two η^3 -allylic linkages have been described in 1987. The compound 2-4-n:2'-4'-n-1,1'-bi(cyclohex-3-en-2-yl)bis(trimethylphosphine)iron, produced in reaction of cyclohexa-1,3-diene with **1** (Scheme I) has been characterized by X-ray crystallography⁴. Additional examples of this hitherto unusual structural type have been prepared by low-temperature treatment of various $(\eta^4\text{-polyene})\text{tricarbonyliron}$ compounds with aryllithium reagents, then alkylation with triethyloxonium fluoroborate, classic conditions for generating "Fischer-type" carbene complexes. The products **31** [from cyclohexadiene- $\text{Fe}(\text{CO})_3$]¹³⁴ and **32** [from cycloheptatriene- $\text{Fe}(\text{CO})_3$]¹³⁵ were characterized by crystal structures; their ori-



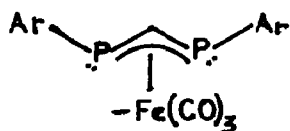
gins may be traced to rearrangements of the initially-formed carbene complexes, as exemplified in Eq. 14¹³⁵. A similar reaction sequence involving $\text{COTFe}(\text{CO})_3$ gave, depending on the aryl group, products analogous to 31, or the isomeric product 33. Allowing the mixture to warm above -30° before ethylation resulted in formation of 34¹³⁶.



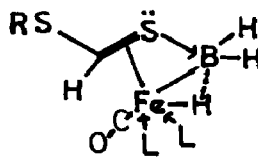
The same reaction sequence applied to (tetrafluorobenzobicyclo[2.2.2]octatriene)tricarbonyliron gave a bis(allyl) $\text{Fe}(\text{CO})_2$ product, not unlike 32, which resulted from breaking a ligand C-C bond¹³⁷. Reaction of $(\text{C}_8\text{F}_8)\text{Fe}(\text{CO})_3$ with nucleophiles resulted in their addition to the internal allylic carbon (Eq. 15)¹³⁸.



A brief review of η^1, η^3 -1-phosphaallyliron complexes has been published¹³⁹. The 1,3-diphosphaallyl complex, 35, has been prepared in 90% yield by reaction of $\text{ArP}=\text{CH}-\text{P}(\text{Cl})\text{Ar}$ with $\text{Na}_2\text{Fe}(\text{CO})_4$ [$\text{Ar} = 2,4,6$ -tri(*tert*-butyl)phenyl]; it could also be obtained from Li^+ $(\text{ArP})_2\text{CH}^-$ and $\text{Fe}(\text{CO})_5$. Alkylation or protonation of 35 occurred on phosphorus to form a η^2, η^1 -diphosphapropene complex¹⁴⁰. The novel heteroallyl moiety in 36 resulted from reaction of $\text{XF}e[\eta^2-\text{C}(\text{=S})\text{SR}](\text{CO})\text{L}_2$ with NaBH_4 ¹⁴¹.



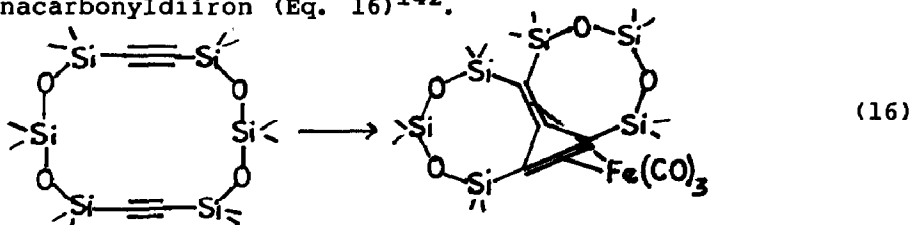
35



36

6. COMPOUNDS WITH η^4 -LIGANDSa. Trimethylenemethyl Complexes

The first stable transition metal complex of a methylenecyclopropene resulted from rearrangement on reaction of a diyne with nonacarbonyldiiron (Eq. 16)¹⁴².

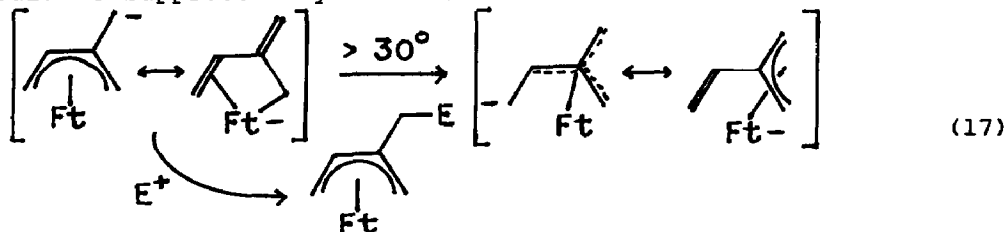


Photolysis of mixtures of aldehydes [RCHO, R = Me, Et, Ph], allenes [R'CH=C=CH₂, R' = H, Ph, Me₂CH, PhCH₂], and Fe(CO)₅ produced substituted trimethylenemethyl complexes, [C(RCH)(R'CH)-(CH₂)Fe(CO)₃, with loss of CO₂. Rotation of substituents around the C=C bonds could be observed at 180°¹⁴³. Reaction of (Me₃P)₂FeCl₂ with potassium 2,4-dimethylpentadienide in equimolar ratio gave rise to [(CH₂)₂C(CH=CH₂)Me]Fe(PMe₃)₃, as confirmed by a crystal structure¹⁴⁴.

The gas phase ion chemistry of [C(CH₂)₃]Fe(CO)₃ and its butadiene isomer have been studied by high- and low-pressure electron impact mass spectroscopy and flowing afterglow studies of their negative ions. The trimethylenemethyl complex tended to remain attached to iron under conditions where butadiene was displaced. The proton affinity of the TMM isomer was about 20 kJ/mol greater¹⁴⁵.

b. Complexes of Acyclic Dienes, including Heterodienes

A methyl proton was removed from (η^4 -isoprene)tricarbonyliron with LiN(i-Pr)₂ at -78°, and the resulting anion reacted at the same site with electrophiles (aldehydes, ketones, alkylating agents). At temperatures above 30° the anion rearranged to a trimethylenemethyl-derived anion (Eq. 17), but the rearrangement could be suppressed by addition of zinc bromide¹⁴⁶.



A number of examples of electron-rich (η^4 -diene)tris(phos-

phine)iron complexes have been reported. These compounds have been prepared by reduction of FeCl_2 with magnesia-cyclopent-3-enes or activated magnesium in the presence of dienes and phosphines^{5,147}. Bis(η^4 -diene)phosphineiron products were also formed¹⁴⁷. Reactions of these electron-rich diene complexes with CO_2 ¹³¹ have already been illustrated in Eq. 13.

X-ray structures have been reported of two complexes (η^4 - $\text{MeO}_2\text{C}-\text{CH}=\text{CH}-\text{CH}=\text{CH}-\text{CO}_2\text{Me}$) $\text{Fe}(\text{CO})_2\text{L}$. Quinoline as ligand L occupied a basal site in the tetragonal pyramid, whereas pyrazine occupied the apical site¹⁴⁸. Another (η^4 -diene)iron dicarbonyl derivative is the previously mentioned 26 (see Scheme II)⁹².

Formation of C-C bonds to each diastereomer of (η^4 - $\text{MeCH}=\text{CH}-\text{CH}=\text{CH}-\text{CHR}(\text{OAc})\text{Fe}(\text{CO})_3$, using carbon nucleophiles in the presence of Lewis acids, proceeded regio- and stereospecifically¹⁴⁹. The crystal structures of E,E - and E,Z -[$\text{MeO}_2\text{C}-\text{CH}=\text{CH}-\text{CH}=\text{CH}-\text{CHO}$] $\text{Fe}(\text{CO})_3$ have been compared, and no significant difference in C-C or C-Fe bond lengths discerned. The activation energy for thermal conversion of the E,Z -isomer (with the formyl group endo) to the more stable E,E was 120(2) kJ/mol, allowing synthetic use of the E,Z -isomer at temperatures below 60°¹⁵⁰.

Reaction of block styrene-butadiene rubber with $\text{Fe}_3(\text{CO})_{12}$ produced copolymer- $\text{Fe}(\text{CO})_3$ complexes, presumably involving 1,3-diene units resulting from hydrogen migration(s)¹⁵¹. The effects of the $\text{Fe}(\text{CO})_3$ on various physical properties of the polymer were studied, and the results interpreted in terms of increased crystallinity of the iron-containing polymer¹⁵². Thermal decomposition of the complexed polymer was studied by Mössbauer spectroscopy, which indicated formation of iron[0] cross-links between chains at ca. 200°, and decomposition to iron[III] compounds at higher temperatures¹⁵³.

Measurement of ^{13}C - ^{13}C coupling constants in a number of butadiene- $\text{Fe}(\text{CO})_3$ complexes gave values of 43-47 Hz for both terminal and internal C-C bonds, consistent with the similar bond lengths generally observed in crystal structures¹⁵⁴. The resonances observed in electron transmission spectroscopy of (butadiene)tricarbonyliron have been assigned by use of multiple-scattering $X\alpha$ calculations¹⁵⁵. Theory (in this case extended Hückel calculations) has been applied to the addition of nucleophiles to diene complexes. In the case of tricarbonyliron complexes, the $\text{HOMO}_{\text{Nu}} \rightarrow \text{LUMO}_{\text{complex}}$ interaction, which normally favors C1 attack, is countered by a $\text{HOMO}_{\text{Nu}} \rightarrow \text{HOMO}_{\text{complex}}$ repulsion, resulting in preference for C2 attack. Replacement of CO ligands by phosphines would increase this preference still further¹⁵⁶.

Reaction of the electrophilic carbene complex $(\text{OC})_4\text{Fe}=\text{C}(\text{OEt})\text{Ph}$ with dienes resulted in homologation at C1 of the diene,

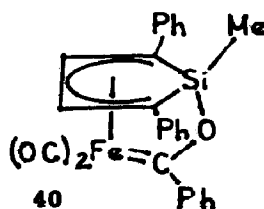
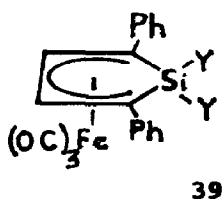
cation from one-electron oxidation was found to decompose rapidly, with solvent assistance¹⁶³.

c. Complexes of Cyclic Dienes

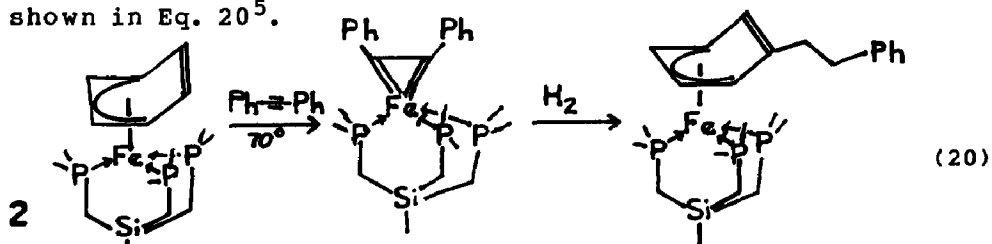
The oxidative addition of $(\eta\text{-C}_4\text{H}_4)\text{Fe}(\text{CO})_2$ (from photodissociation of CO from the tricarbonyl) to Si-H bonds has been studied over the temperature range 118-157 K. The activation parameters for the reaction with triethylsilane were ΔH^\ddagger 44(4) kJ/mol and ΔS^\ddagger 47(20) J/mol-K¹⁶⁴. A novel cyclobutadiene complex, **38**, (X-ray structure for R_2N = piperidino) resulted from reaction of $\text{R}_2\text{N-C}\equiv\text{C-SiMe}_3$ with $\text{Fe}(\text{CO})_5$ ¹⁶⁵.

Ultraviolet photolysis of $(\eta^4\text{-cyclopentadiene})\text{Fe}(\text{CO})_3$ complexes at 77 K resulted in loss of CO (quantum yield about 0.1 at 366 nm). The coordinatively unsaturated dicarbonyl restored itself to 18-electron normalcy by migration of an endo substituent to iron, induced by warming or irradiation at longer wavelengths (> 420 nm). An *endo*-hydride migrated at least 100 times more readily than an *endo*-methyl group¹⁶⁶.

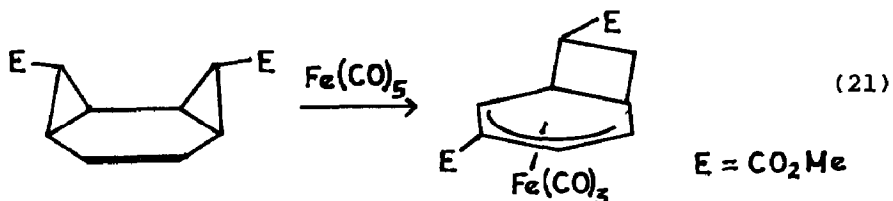
Corriu and coworkers have continued their exploration of the chemistry of η^4 -silole and -germole complexes. New 2,5-diphenylsilole complexes **39**, having vinyl, allyl, and 1-propynyl groups on the silicon, have been prepared by direct complexation of the free siloles with $\text{Fe}_2(\text{CO})_9$ ¹⁶⁷. **39** [Y = OMe] was obtained similarly, in 60% yield¹⁶⁸. The *exo* Si-H bond of **39** [Y = H] was preferentially cleaved in reaction with PCl_5 ¹⁶⁸. Substitution of *exo* or *endo* chlorides from 1-chloro-2,5-diphenylsiloles occurred with retention of configuration, with the *exo* isomers reacting more rapidly¹⁶⁹. Reaction of [*endo*-1-chloro-*exo*-1-methyl-2,5-diphenylsilole]tricarbonyliron with phenyllithium resulted in carbonyl attack, whereupon the resulting enolate was silylated intramolecularly to form carbene complex **40**¹⁷⁰. Silole and germole complexes without the usual flanking phenyl groups have now been prepared, including $\text{Fe}(\text{CO})_3$ complexes of 1,1-dimethylsilole, 1,1,3,4-tetramethylsilole, and 1,1,3,4-tetramethylgermole. The silole complexes underwent photosubstitution of triphenylphosphine for a CO group. Reaction with SnCl_4 caused replacement of *exo*-methyl by chloride, with the resulting chlorides susceptible to further nucleophilic displacements¹⁷¹.



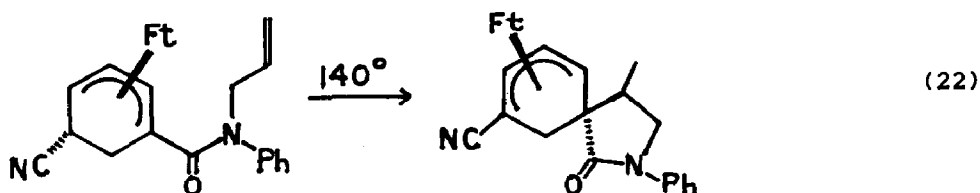
The η^4 -benzene complex, 2, was mentioned in Section 2 of this Review. The benzene ligand of 2 was readily displaced by other unsaturated organics; one particularly interesting sequence is shown in Eq. 20⁵.



Reaction of 4-vinylcyclohexenes with iron carbonyls gave principally 2-substituted (η -cyclohexadiene)tricarbonyliron products, formed by 1,3-hydrogen shifts in η^2 intermediates¹⁷². A bicyclo[4.2.0]octadiene complex resulted from reaction of a tricyclic diester with $\text{Fe}(\text{CO})_5$ (Eq. 21)¹⁷³.



Upon heating at 140° , the iron tricarbonyl complex of ethyl 1,3-cyclohexadien-1-carboxylate underwent racemization through a series of hydrogen transfers, but incorporation of a trans-5-cyano substituent rendered the complex stable under the same conditions¹⁷⁴. Heating allylic amide or ester derivatives under these conditions gave spiro lactam or spiro lactone complexes¹⁷⁵ which, with proper substitution, could be obtained enantiomerically pure (Eq. 22)¹⁷⁵.



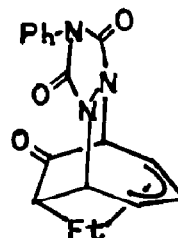
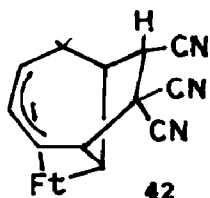
Interconversion of cyclohexadiene and cationic cyclohexadienyl complexes underlies many synthetic applications of these compounds. The use of thallium(III) trifluoroacetate for hydride removal from cyclohexadiene complexes has been recommended; the reagent was said to provide better yields and (in some cases) complementary regiocontrol compared to trityl cation¹⁷⁶. Quenching reactions of cyclohexadienyl cations will be discussed in Section 7a.

(1-4- η -Cycloheptatriene)tricarbonyl iron could be functionalized by deprotonation to form the η^3 -cycloheptatrienyl anion,

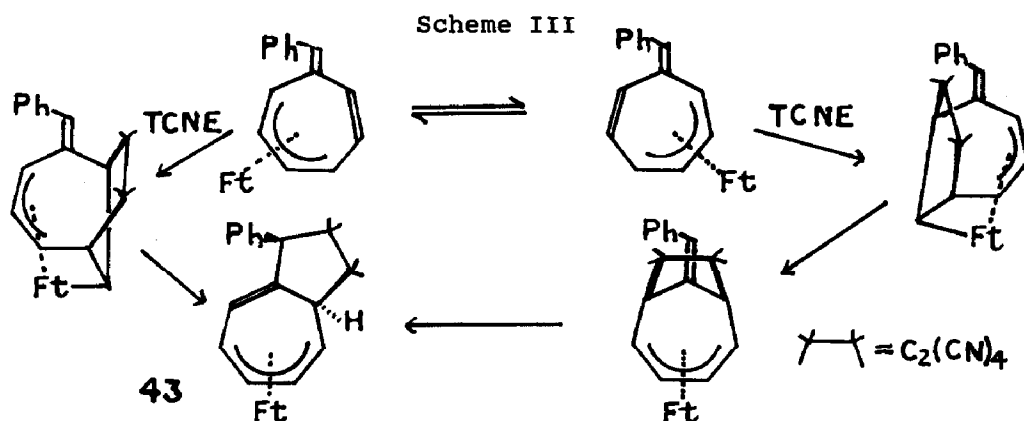
then reaction with alkyl chloroformates. The 7-substituted product presumed to be initially formed in the acylation reaction was converted to the 5- and 6-substituted products by base-induced proton transfers; the product with the ester group in the 5-position predominated under these conditions. Photochemical complexation of carbethoxycycloheptatrienes with $\text{Fe}(\text{CO})_5$ gave, as previously found, principally the 6-ester¹⁷⁷.

(2-5- η^4 -Tropone)tricarbonyliron, **41**, gave separable diastereomers upon replacement of one CO by [+]-neomenthylldiphenylphosphine. 1,3-Shift of the $\text{Fe}(\text{CO})\text{PRPh}_2$ group was an order of magnitude faster than that of the $\text{Fe}(\text{CO})_3$ group¹⁷⁸, consistent with a dipolar transition state having a η^5 -coordinated metal group. The cycloaddition of TCNE to **41** has been studied through the effects of pressure and solvents on rates. Both the volume and the entropy of activation were quite negative, with values of $-31 \text{ cm}^3/\text{mol}$ and -152 J/K-mol , respectively, in acetone solution, consistent with a highly ordered (concerted but not synchronous) transition state¹⁷⁹.

TCNE cycloadditions to $\text{Fe}(\text{CO})_3$ complexes of azepines and of 1-cyanocycloheptatriene have also been studied kinetically¹⁸⁰. The relative rates for $(\eta^4\text{-C}_6\text{H}_6\text{Y})\text{Fe}(\text{CO})_3$ in methylene chloride decrease in the order $\text{Y} = \text{NH} \gg \text{CH}_2 > \text{NCO}_2\text{Et} > \text{C}=\text{O}$, and the 6-cyano derivative of $(1\text{-}4\text{-}\eta^4\text{-C}_7\text{H}_8)\text{Fe}(\text{CO})_3$ was about 10^{-4} as reactive as the unsubstituted complex. Replacement of a CO by a triphenylphosphine ligand increased the reactivity of the cycloheptatriene complex about 2000-fold. All of these data bespeak the importance of electron-donation by the coordinated cycloheptatriene to the TCNE. Tricyanoethene has been found to be several hundred-fold less reactive than TCNE, a fact which was interpreted as favoring a highly concerted addition¹⁸⁰, but which is also consistent with an electron-transfer mechanism. The structures of the tricyanoethene adducts have not been determined; this reviewer, based on persistent belief in some dipolar character in these concerted reactions, believes that the correct structure should be **42**, rather than the regioisomer preferred by the original authors¹⁸⁰.



Reactions of TCNE with 7-alkylidenecycloheptatriene complexes have been studied by NMR, with results presented in Scheme III. The structure of the final product, **43**, was confirmed by X-



ray crystallography¹⁸¹. Addition of 4-phenyl-1,2,4-triazoline-3,5-dione to **41** has been similarly studied, with kinetic control producing adducts across the 7,5- and 7,4- positions of the complexed tropone ring. Thermodynamic control eventually produced primarily the 7,3-adduct, **44**¹⁸². Analogous "sigmahaptotropic rearrangements" of the adducts of aryl ketenes with $(\text{C}_7\text{H}_8)\text{Fe}(\text{CO})_3$ have been studied kinetically. The rearrangement was about 40 times faster in methanol than in acetone, allowing partial charge separation in the quasicconcerted transition state¹⁸³.

The multifarious products resulting from intramolecular reactions of iron-carbene complexes resulting from reaction of $(\eta^4\text{-COT})\text{Fe}(\text{CO})_3$ with aryl-lithium reagents, followed by alkylation with triethyloxonium fluoborate, (e.g. **33** and **34**)¹³⁶ were described at the end of Section 5 of this review.

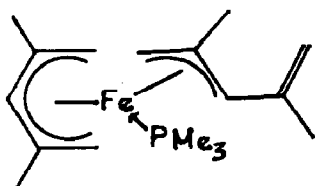
The IR spectra of (norbornadiene)- and (1,5-cyclooctadiene)-tricarbonyl iron at 10-12 K showed three CO stretching bands, consistent with the square pyramidal structure found in the crystal structure of the cyclooctadiene complex. But at room temperature, only two such bands were observed, suggesting dynamic processes on the infrared time scale. The activation energy for tricarbonyliron group rotation in the norbornadiene complex was calculated to be less than 9 kJ/mol, compared to 40 kJ/mol for (butadiene)tricarbonyliron¹⁸⁴.

7. η^5 -DIENYL COMPLEXES

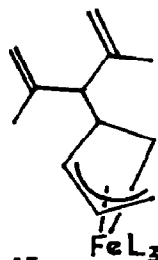
a. Compounds with Open Pentadienyl Ligands

The results of reaction of FeCl_2L_2 [in this paragraph, $\text{L} = \text{PMe}_3$] with potassium 2,4-dimethylpentadienide depended on the ratio of reactants. Use of two equivalents of $\text{K}^+ \text{C}_7\text{H}_{11}^-$ resulted in formation of $(\eta^5\text{-C}_7\text{H}_{11})(\eta^3\text{-C}_7\text{H}_{11})\text{FeL}$ (**44**), use of equimolar amounts gave the previously described trimethylenemethyl deriva-

tive, and use of two equivalents of FeCl_2L_2 gave $(\eta^5\text{-C}_7\text{H}_{11})\text{FeL}_3^+$ FeCl_3L^- . The latter was confirmed by a crystal structure. Protonation of **44** in the presence of trimethylphosphine (L) also gave the $(\eta^5\text{-C}_7\text{H}_{11})\text{FeL}_3^+$ cation. ^{31}P NMR studies of this cation indicated a 48 kJ/mol barrier for ligand rotation¹⁴⁴. The unsubstituted pentadienyl cation $(\eta^5\text{-C}_5\text{H}_7)\text{FeL}_3^+$ was prepared by protonation of $(\eta^3\text{-C}_5\text{H}_7)_2\text{FeL}_2$ with HL^+ . It underwent attack by 2,4-dimethylpentadienide at C-2, to form the unusual product **45** (X-ray structure)¹⁸⁵.



44



45

Substituted pentadienyliron cations, $(\eta^5\text{-1-R-C}_5\text{H}_6)\text{Fe}(\text{CO})_3^+$ were prepared from $\text{RCH}=\text{CH}-\text{CH}=\text{CHCHO}$ by complexation with $\text{Fe}_2(\text{CO})_9$, NaBH_4 reduction, and protonation¹⁸⁶. Reaction of the (2,4-dimethylpentadienyl)tricarbonyliron cation with KI in acetone gave $(\text{C}_7\text{H}_{11})\text{Fe}(\text{CO})_2\text{I}$, which showed an unsymmetrical crystal structure¹⁸⁷. Reduction with sodium amalgam gave a dimer $[(\text{C}_7\text{H}_{11})\text{Fe}(\text{CO})_2]_2$, whose crystal structure was similar to that of *cis*- Fp_2 ¹⁸⁸. Reaction of $(\eta^5\text{-C}_7\text{H}_{11})\text{Fe}(\text{CO})_2\text{I}$ with Fp^- gave the unsymmetrical dimer, $\text{CpFe}(\text{CO})(\mu\text{-CO})_2\text{Fe}(\text{CO})(\eta^5\text{-C}_7\text{H}_{11})$. Reduction of the iodide with excess sodium amalgam gave an anion, which underwent alkylation with methyl iodide to produce unstable $(\eta^5\text{-C}_7\text{H}_{11})\text{Fe}(\text{CO})_2\text{Me}$ ¹⁸⁷. The chemistry of these (dimethylpentadienyl)dicarbonyliron derivatives was described by the authors as "open Fp chemistry;" perhaps the group can be designated as "Fop"?

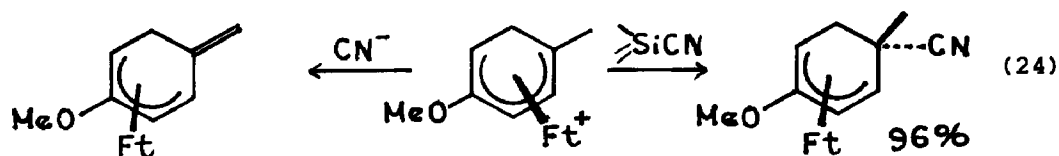
Bis(2,3,4-trimethylpentadienyl)iron has been prepared by reaction of the carbanion with FeCl_2 at -78° ¹⁸⁹. A crystal structure¹⁹⁰ and photoelectron spectra have been reported, and comparisons with ruthenium and osmium analogs made¹⁹¹. Extended Hückel calculations have been performed on bis(pentadienyl)M species, with particular emphasis on the relative configurations of the two pentadienyl ligands¹⁹².

Bis(η^5 -cyclohexadienyl)iron and bis(η^5 -6,6-dimethylcyclohexadienyl)iron have been prepared by reaction of the carbanions with FeCl_2 . The former underwent isomerization to (η^6 -benzene)(η^4 -1,3-cyclohexadiene)iron¹⁹³.

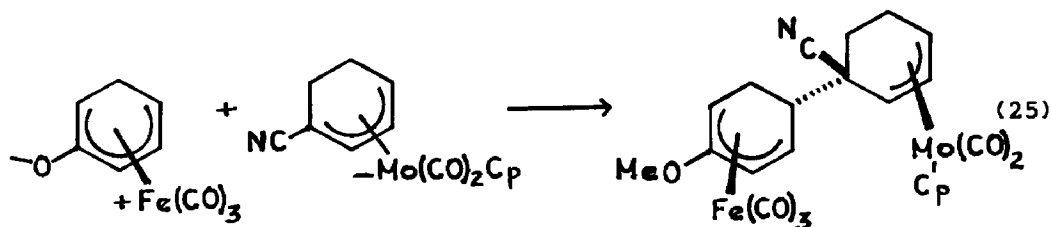
The principal uses of (cyclohexadienyl)iron compounds, especially cationic ones, are in synthesis, where reactions with nucleophiles produce cyclohexadienes. The kinetics of reaction

of $(\eta^5\text{-C}_6\text{H}_7)\text{Fe}(\text{CO})_3^+$ and of its 2-OMe derivative with 4-chloroaniline have been studied. The additions were reversible, and excess aniline was required in order to deprotonate the initial adduct. The 2-methoxy cation was about one-seventh as reactive as the unsubstituted one¹⁹⁴. Reaction of $(\eta^5\text{-2-methyl-3-methoxycyclohexadienyl})\text{tricarboxyliron}$ cation with $(-)\alpha\text{-phenylethylamine}$ was used to prepare separable diastereomers, which were converted to resolved cations for use in asymmetric synthesis¹⁹⁵.

The use of Me_3SiCN in cyanating (cyclohexadienyl)iron cations has been recommended, particularly in cases where use of CN^- results in deprotonation (Eq. 24)¹⁹⁶. Likewise, tributyltin



enolates were reported to have advantages over more basic lithium enolates; their use was exploited in a synthesis of $(\pm)\text{-trichodiene}$ ¹⁹⁷. A molybdenum-stabilized carbanion functioned as a novel nucleophile for addition to a (cyclohexadienyl)iron cation (Eq. 25)¹⁹⁸. Reduction of $(\eta^5\text{-1-carbomethoxycyclohexadienyl})\text{tricarboxyliron}$ cation electrochemically or with zinc dust led to formation of the (19-electron?) free radicals, which coupled with high regioselectivity at the carbomethoxy-bearing termini¹⁹⁹. Reduction of the corresponding $N,N\text{-diallylamine}$ gave ca. 20% of intramolecular coupling analogous to that shown in Eq. 22¹⁹⁹.



Protonation of the $(\eta^4\text{-benzene})$ complex 2 occurred with exceptional facility, using $\text{NH}_4^+ \text{PF}_6^-$, to form the $(\eta^5\text{-cyclohexadienyl})\text{iron}$ product⁵. $(\eta^5\text{-Methylenecyclohexadienyl})\text{FeCp}$ resulted from deprotonation of $(\eta^6\text{-toluene})\text{FeCp}^+$ with potassium *t*-butoxide²⁰⁰. Similarly, two-electron reduction of $[\text{Cp}^*\text{Fe}(\eta^6\text{-C}_6\text{H}_5)]_2^{2+}$ produced the species 46 (X-ray structure)²⁰¹.

Further chemistry reminiscent of "Fp" chemistry involved (cyclohexadienyl)iron compounds. Reaction of $(\eta^5\text{-C}_6\text{H}_7)\text{Fe}(\text{CO})_2\text{I}$ (47) with Fp^- at -78° gave a mixed dimer, $(\text{C}_6\text{H}_7)\text{Fe}(\text{CO})(\mu\text{-CO})_2\text{Fe}(\text{CO})\text{Cp}$, which gave up a hydride to trityl cation to produce

of Fp_2 in heptane at room temperature) to form $FpP(OMe)_3^{\cdot}$ has been followed by time-resolved IR spectroscopy, and found to occur with a second-order rate constant of $9 \times 10^8 \text{ M}^{-1} \text{ sec}^{-1}$ ²⁰⁷. The nineteen-electron species resulting from such associations were found to function as strong reducing agents toward a variety of organic and inorganic substrates; in methylene chloride solution, FpL^{\cdot} reduced Fp^{\cdot} to Fp^- , which with solvent gave $FpCH_2Cl$ ²⁰⁸. Photolysis of Fp_2 with phosphines in micellar phases resulted in reduction of methylviologen in the aqueous phase ²⁰⁹. The analogous (indenyl) $Fe(CO)_2L^{\cdot}$ radicals reversibly lost L , regenerating the dimer $[(C_9H_7)Fe(CO)_2]_2$; the radicals probably had a seventeen-electron η^3 structure, based on ESR ¹³³.

The anion Fp^- was generated in the gas phase by dissociative electron attachment to Fp_2 . The electron affinity of Fp^{\cdot} was estimated at 1.0-1.7 eV. In the gas phase, Fp^- reacted with methyl iodide and triflate, but not with methyl bromide or chloride ²¹⁰. Fp^- in solution functioned as a one-electron reductant toward a cationic Mo_2C_3 cluster ²¹¹ and also toward $Co(CO)_3-(PPh_3)_2^+$ ²¹².

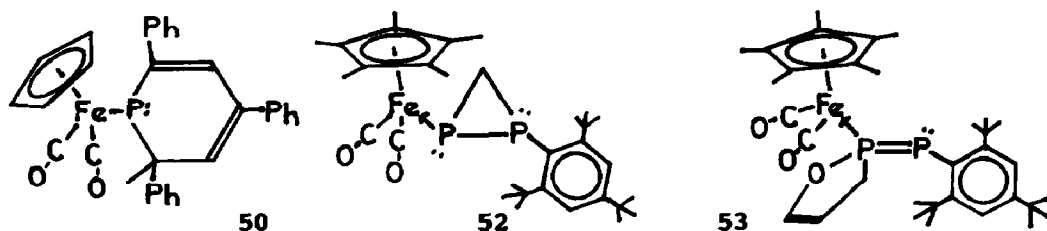
Derivatives of Fp_2 and Fp^- having alkoxy-silyl substituents on the cyclopentadienyl rings have been prepared ²¹³. Electronic spectra of Cp^*FeL_2Y [$L = PMe_3, PET_3, CO$; $Y = H, X, OR, R, Ar$] have been obtained and compared with the Ru analogs ²¹⁴.

The η^1 -silole complex $FpSi(Me)C_4Ph_4$ gave Diels-Alder additions with dimethyl acetylenedicarboxylate or benzyne, forming 7-silanorbornadienyl- Fp products. Thermolysis led to extrusion of $FpSiMe$, characterized through various addition products ²¹⁵. Photolysis of $FpSiMe_3$ in the presence of $RSiH_3$ gave silylene-bridged dimers $(\mu-CO)(\mu-SiHR)[CpFe(CO)]_2$ ²¹⁶. Photolysis of $FpSiMe_2SiMeR_2$ gave monosilyl products $FpSiMeR_2$ and $FpSiMe_2R$, along with ferrocene and Fp_2 ²¹⁷. The crystal structure of $Fp_2Sn(Ar)Br$ [$Ar = p$ -tolyl] has been determined ²¹⁸.

Reaction of FpN_3 with $[CpMo(CO)_2]_2$ was complex, with Fp_2 the only identifiable iron-containing product ²¹⁹.

An X-ray structure of the Fp -phosphorin **50** has been published ²²⁰. Reaction of $Fp^*P(SiMe_3)_2$ with $ArPCl_2$ [$Ar = 2,4,6$ -*tert*-butylphenyl] gave the diphosphene product, $Fp^*-P=P-Ar$, **51**, characterized by X-ray crystallography; $Fp'-P=P-Ar$ was prepared similarly ²²¹. Reaction of **51** with dimethyloxosulfonium methylide gave the diphosphirane **52** ²²². Sulfur and selenium reacted with **51** to give $Fp^*-P(\rightarrow Y)=P-Ar$ ($Y = S, Se$). The stable sulfur derivative was the subject of a crystal structure, but the selenium analog slowly closed to a selenadiphosphirane heterocycle ²²³. **51** reacted with acrolein to form the oxaphosphole **53** (X-ray) ²²⁴.

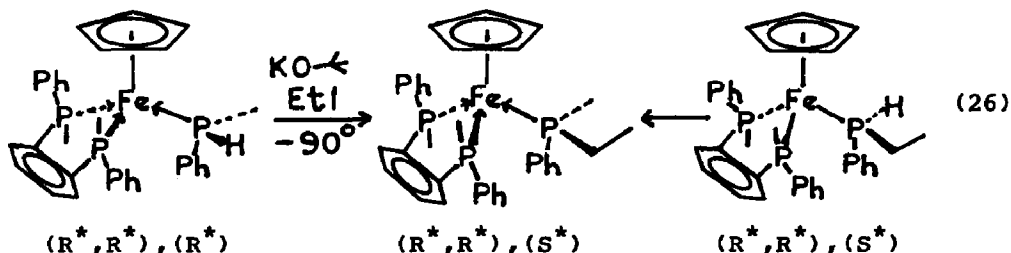
$K^+ Fp^-$ displaced chloride from $ClP(=CR_2)_2$ to give $FpP(=CR_2)_2$



[R = SiMe₃]²²⁵. Cyclophosphazenes and polyphosphazenes having pendant Fp groups attached to phosphorus have been prepared by straightforward displacement reactions²²⁶.

¹³C NMR studies of carbonyl ligands in CpFe(CO)₂PPh_nY_{3-n} [Y = OMe, Me] have been used to assess electronic effects of the varying phosphorus ligands²²⁷. [C₅H₄(SiMe₂OEt)]Fe(CO)₂PPh₃⁺ resulted from oxidation of the silyl-substituted Fp₂ with ferricenium ion in the presence of triphenylphosphine²¹³. The same method applied to Fp₂ gave Fp[PPh₂(CH₂)_nPPh₂]⁺ and related complexes having monodentate diphosphines, which closed to chelate cations such as CpFe(CO)(DPPM)⁺ upon photolysis²²⁸. In turn, photolysis of CpFe(CO)(DPPM)⁺ in acetonitrile produced CpFe-(DPPM)(NCMe)⁺²²⁹.

Acetone-sensitized photolysis of Cp^{*}FeAn⁺ [An = *p*-xylenel] led to Cp^{*}Fe[P(OMe)₃]₃⁺²²⁹. Asymmetric induction in methylation reactions (MeI, Et₃N) of the phenylphosphine ligand in (R^{*}, R^{*})-CpFe[1,2-C₆H₄(PMePh)₂](PH₂Ph)FeCp⁺ was substantial, with a 4:1 preference for formation of the (R^{*})-PhPMeH ligand²³⁰. Further alkylation using ethyl iodide and potassium *tert*-butoxide at low temperature (Eq. 26) gave almost complete (99%) selectivity²³¹.



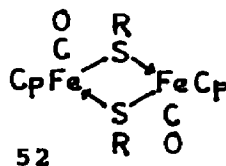
Reaction of BiX₃ with two equivalents of Fp⁻ gave Fp₂BiX. The chloride formed trimeric Bi₃Cl₃ rings in the crystal. Fp₃Bi, made using excess Fp⁻, underwent clusterification upon photolysis²³².

FpOC(=O)C₇F₁₅ was obtained from FpX and silver pentadecafluorooctanoate²³³. Electrochemical oxidation of Fp^{*}SP(=S)(OR)₂ in acetonitrile generated a radical-cation, along with Fp^{*}-NCMe⁺, Fp^{*}₂, and possibly a bridged diiron species²³⁴. Electrochemical reduction of the same dithiophosphate species (and the Fp analog) at a mercury electrode led to decomposition, with formation of

Fp^*_2Hg . A wave for reduction of Fp_2 could also be observed²³⁵. Although $FpSC(=S)(OEt)$ underwent clean carbonyl substitution with phosphines, the Fp^* analog also formed $Cp^*Fe(CO)(\eta^2-S_2COEt)$. Bidentate xanthates also resulted in either case from photolysis or one-electron oxidation of the monodentate xanthates²³⁶. Reduction of $Fp-S_{3,4}-Fp$ with $LiBEt_3BH$ at low temperature gave FpS_{1-3}^- , which was acylated to form $FpSC(=O)R$. The same product resulted (along with $FpCl$) from direct room-temperature acylation of the tri- and tetrasulfides, Fp_2S_n , with $RCOCl$ ²³⁷.

Fp_2Se reacted with $Fp(THF)^+$ to form Fp_3Se^+ , whose crystal structure revealed a flattened pyramidal structure with Fe-Se bonds averaging 2.44 Å²³⁸. Thiophene and benzothiophenes displaced isobutene from $Fp(CH_2=CMe_2)^+$, to form S-bonded thiophene- Fp^+ complexes. The dibenzothiophene complex showed a pyramidal sulfur and a 2.289 Å Fe-S bond. From ¹³C NMR study of the benzothiophene complex, the free energy for pyramidal inversion at sulfur was 39 kJ/mol, as compared to 52 kJ in $FpSPhMe^+$. The thiophenes were readily displaced by acetonitrile²³⁹. The chiral cations $Fp^*QMe_2^+$ [Q = S, Se, Te] were prepared by straightforward displacement methods, along with other examples of $CpFe(CO)LQMe_2^+$ and $CpFeL_2QMe_2^+$ [L = $AsPh_3$, $SbPh_3$, PMe_3 , $P(OMe)_3$, DPPM, DPPE, etc.]. The inversion of the chalcogen atom was investigated by dynamic NMR methods²⁴⁰. $CpFe(DPPE)-S=O^+$ has been obtained in reaction of $CpFe(DPPE)(O=CMe_2)^+$ with thiirane 1-oxide, and the SO_2 complex from SO_2 directly. Both were η^1 -coordinated at sulfur²⁴¹. $Fp-TePR_3^+$ cations [from reaction of $R_3P=Te$ with $Fp(THF)^+$; R = Me, $CHMe_2$, CMe_3 , NMe_2] slowly lost elemental tellurium on standing, leaving $Fp-PR_3^+$ ²⁴².

Thermolysis of 52 [R = Et, Ph] produced ferrocene and $FpSR$ ²⁴³. At 300°, under flash vacuum pyrolytic conditions, 52 [R = Me] gave a 78% yield of ferrocene²⁴⁴.



$FpCl$ was produced in high yield upon reaction of Fp_2 with thionyl chloride²⁴⁵. Trisubstituted derivatives were produced by reaction of lithium 1,2,4-tris(trimethylsilyl)cyclopentadienide with FeX_2 [X = Cl, Br, I] at -95°, followed by introduction of CO²⁴⁶. Treatment of Fp^*X and $CpFe(PR_3)_2X$ with $LiNR_2$ generally yielded ring-aminated products $(\eta^5-C_5H_4NR_2)FeL_2X$, $(\eta^5-C_5H_4NR_2)FeL_2H$, and dimers Fp'_2 , but the results depended on X, the ligands L, and the amide NR_2 . In particular, amination was favored by good acceptor character of the ligands L, and bromo derivatives were better than chloro. The crystal structure of $(\eta^5-C_5H_4NEt_2)Fe(CO)[PPh(OEt)_2]Br$ showed a strong interaction between amino substituent, ring and iron atom, with a coplanar nitrogen, short nitrogen-ring distance, and long substituted

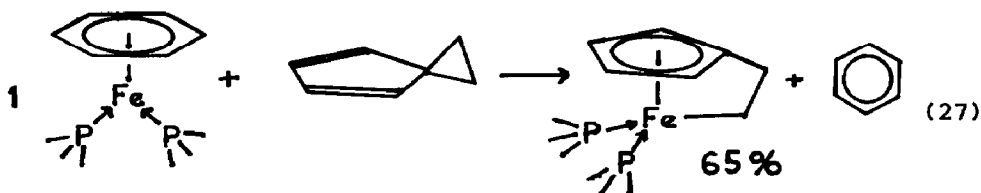
carbon-iron distance²⁴⁷. FpX derivatives bearing a chiral phenylethylsubstituent on the cyclopentadienyl ring were prepared (from α -phenylethyl)cyclopentadiene via the dimers $[(\eta^5\text{-C}_5\text{H}_4\text{-CHMePh})\text{Fe}(\text{CO})_2]_2$. Photolytic displacement of CO by triphenylphosphine produced resolvable 50:50 mixtures of diastereomers. Diastereomers of $(\text{C}_5\text{H}_4\text{R})\text{Fe}(\text{CO})(\text{PPh}_3)\text{I}$ were stable at room temperature, but equilibrated at 70°²⁴⁸.

Reaction of FpI with Group 15 donor ligands was catalyzed by Pd/CaCO₃, PdO, or Fp₂²⁴⁹. The proton NMR spectra of (methylcyclopentadienyl)- and (indenyl)Fe(CO)LI [L = various phosphines and phosphites] have been studied, and ring proton chemical shifts and coupling constants fully assigned²⁵⁰.

FpI served as a useful reagent for formation of $\text{Fe}_4\text{S}_4(\text{SH})_4^{2-}$ (35%) by reaction with H₂S²⁵¹. Reaction with the anil from salicylaldehyde and 2-(α -aminoethyl)pyridine also occurred with displacement of cyclopentadiene, to give an uncharacterized enantioselective cocatalyst for hydrosilylation²⁵².

c. Fp-Alkyl, -Acyl, and -Carbene Complexes

$\text{Fp}^*[\mu\text{-(CH}_2)_n]_2\text{Fp}^*$ [n = 3-6] and methylcyclopentadienyl analogs [n = 3-10] have been prepared by straightforward displacement reactions of Fp^*^- or $(\text{C}_5\text{H}_4\text{Me})\text{Fe}(\text{CO})_2^-$ with dibromoalkanes²⁵³. Bridged trinuclear complexes, $\text{MeSi}\eta\text{-C}_5\text{H}_4\text{Fe}(\text{CO})_2\text{R}]_3$ [R = Me, Et, CH₂Ph] were prepared from MeSiCl₃ and the ring-lithiated Fp-alkyls, and the crystal structure of the ethyl compound determined.²⁵⁴ A bridged Fp-alkyl derivative resulted upon reaction of 1 with spiro[2.4]heptadiene (Eq. 27)³. Fp⁻ readily displaced a

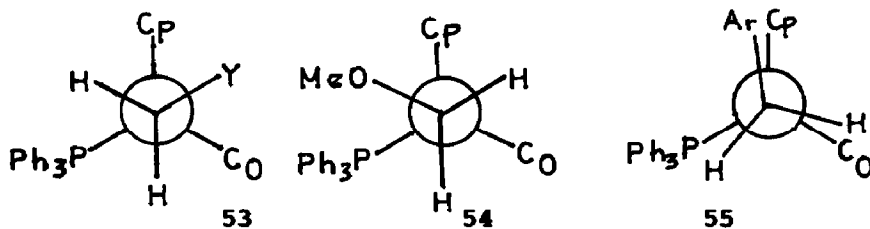


fluoride from 2-(pentacarbonylmanganese)-4,6-difluoro-1,3,5-triazine to give the dimetallated triazine²⁵⁵. A more novel, direct synthesis of an aryl-Fp derivative resulted from reaction of FeCl₂, DPPE, and PhMgBr to form (DPPE)FePh₂, followed by protonolysis of a Fe-C bond by cyclopentadiene at -60°, giving CpFe(DPPE)Ph in 61% yield²⁵⁶. The same method worked with some other phosphines and with Fe-Me and -Et derivatives^{256,257}. Syntheses of alkyl derivatives from Li⁺ CpFe(cyclooctadiene)⁻, organic halide RX, and phosphine L have also been reported²⁵⁷. A study of the stabilities of ethyl-iron compounds toward β -elimination indicated that they increased with the basicity of the phosphine

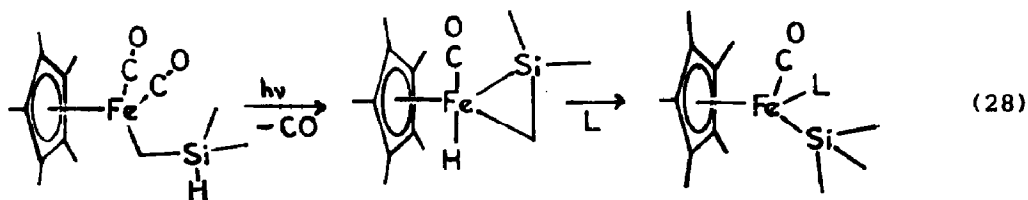
ligands and decreased with increasing methylation of the Cp ligands²⁵⁷.

Methylation of FpCH_2SMe gave $\text{FpCH}_2\text{SMe}_2^+$, a shelf-stable reagent for transfer of methylene to alkenes to form cyclopropanes. The crystal structure of the fluoroborate salt was determined²⁵⁸. FpCH_2CHO reacted with organolithium and Grignard reagents in a normal manner to produce alkoxides, $\text{FpCH}_2\text{CH(R)O}^-$, acidification of which gave alkene complexes²⁵⁹.

Conformational analyses of Fp' -alkyls have received considerable attention from the Davies group, using NMR and crystallographic studies. $\text{Fp}'\text{Et}$ was found to occupy exclusively the conformation 53 [$\text{Y} = \text{Me}$]²⁶⁰. $\text{Fp}'\text{CH}_2\text{OMe}$ adopted the same conformation [$\text{Y} = \text{OMe}$] in polar solvents, but in non-polar solvent at low temperature, dipolar repulsions favored 54²⁶¹. The bulky trimethylsilyl group in $\text{Fp}'\text{CH}_2\text{SiMe}_3$ was also best accommodated as in conformation 53²⁶². The mesityl group in $\text{Fp}'\text{CH}_2\text{C}_6\text{H}_2\text{Me}_3$, however, forced adoption of a near-eclipsed conformation, 55. Other benzylic compounds showed variations in their $^3\text{J}_{\text{PH}}$ values consistent with equilibria between conformations 53 [$\text{Y} = \text{Ar}$] and 55²⁶³.

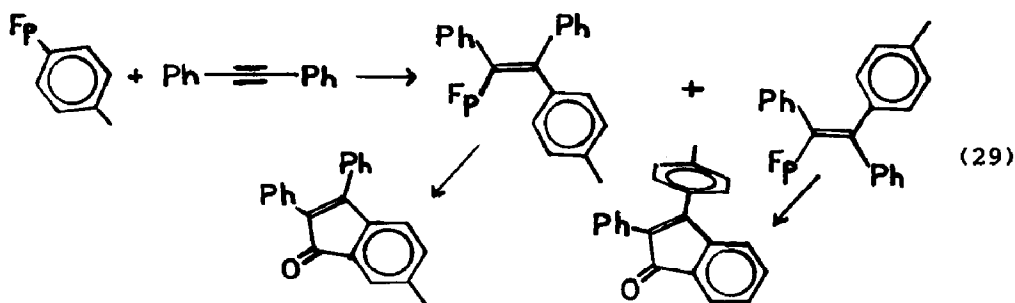


Photolysis of $\text{Fp}^*\text{CH}_2\text{SiHMe}_2$ in the presence of added CO or PPh_3 (L) cleanly produced $\text{Cp}^*\text{Fe}(\text{CO})(\text{L})\text{SiMe}_3$. The mechanism proposed in Eq. 28 was supported by results of matrix photolysis at



77 K²⁶⁴. Treatment of $\text{FpCH}_2\text{SiMe}_2\text{SiMe}_3$ with lithium di-isopropylamide at -80° , followed by methyl iodide, led to ring-methylation. At 0° , however, migration and rearrangement of the disilylmethyl group intervened, and the product was $(\text{Me}_3\text{SiCH}_2\text{SiMe}_2\text{-C}_5\text{H}_4)\text{Fe}(\text{CO})_2\text{Me}$ ²⁶⁵.

Reaction of FpAr with diphenylacetylene in refluxing decalin led to formation of indenones, probably via initial addition of the elements of Fp-Ar to the acetylene (Eq. 29)²⁶⁶.

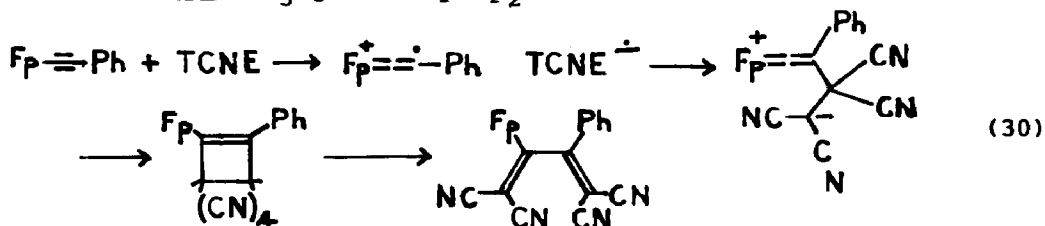


FpH and Fp'H likewise added to the triple bonds of cyano- and dicyanoacetylene, to form $Z\text{-Fp}^{(1)}\text{-CY=CHCN}$ [Y = H, CN]. With Fp'H and $\text{HC}\equiv\text{C-CN}$, the reaction was not regiospecific, both $Z\text{-Fp}'\text{CH=CHCN}$ and $\text{Fp}'\text{C}(\text{CN})=\text{CH}_2$ resulting, in 4:1 ratio. ($\mu\text{-DPPE}$)- $[\text{FeCp}(\text{CO})\text{H}]_2$ did add regiospecifically²⁶⁷.

Condensation of $\text{FpCH}_2\text{C}(\text{Fc})=\text{OEt}^+$ [Fc = 1-ferrocenyl] with ethyl cyanoacetate gave $\text{FpCH}_2\text{C}(\text{Fc})=\text{C}(\text{CN})\text{CO}_2\text{Et}$, which underwent photodecarbonylation to form $[\eta^3\text{-CH}_2=\text{C}(\text{Fc})=\text{C}(\text{CN})\text{CO}_2\text{Et}]\text{Fe}(\text{CO})\text{Cp}$. $\text{Fp-CH}_2\text{C}(\text{Fc})=\text{C}(\text{CN})_2$, **56**, was obtained *inter alia* by Fp^- displacement from the chloride²⁶⁸. The analogous reaction with the iodide gave principally reduction to $\text{MeC}(\text{Fc})=\text{C}(\text{CN})_2$, however. **56** reacted with iodine to give the alkyl iodide (58%), FpI (49%), and $[\eta^2\text{-CH}_2=\text{C}(\text{Fc})\text{C}(\text{CN})_2\text{I}]\text{-Fp}^+ \text{I}_3^-$. Reduction of **56** with LAH gave $\text{MeC}(\text{Fc})=\text{C}(\text{CN})_2$ and Fp_2 ²⁶⁹.

High-resolution mass spectra of several aryl- and vinylic-Fp compounds have been discussed in terms of electron-density around the metal and the 18-electron rule²⁷⁰. 2,4-Pentadienyl- and 2,4-hexadienyl-Fp have been prepared and studied, along with their $[\eta^3\text{-C}_5\text{H}_6\text{R}]\text{Fe}(\text{CO})\text{Cp}$ and $[\eta^5\text{-C}_5\text{H}_6\text{R}]\text{FeCp}$ derivatives²⁷¹.

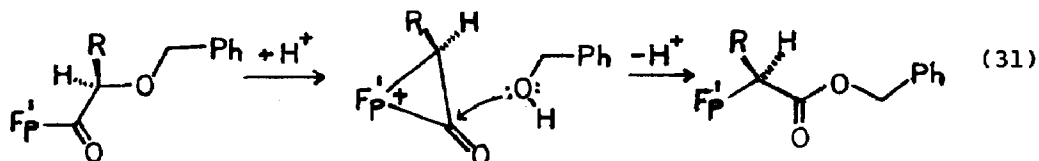
Electrochemical studies of alkynyl-Fp and $-\text{Fp}^+$ and phosphine-substituted derivatives showed one-electron oxidation processes whose reversibility depended on the ligands²⁷². The thermodynamics of proton transfer from acidic metal hydrides to $\text{CpFe}(\text{CO})(\text{PMe}_3)\text{-C}\equiv\text{C-CMe}_3$ has been studied by NMR²⁷³. The product of cycloaddition of TCNE to $\text{Fp-C}\equiv\text{CPh}$, previously assigned a cyclobutene structure, has been shown in fact to be a butadienyl-Fp compound by X-ray crystallography. The mechanism shown in Eq. 30 was suggested²⁷⁴. Attempted reaction of $\text{Fp-C}\equiv\text{CMe}$ with $\text{EtC}\equiv\text{W}(\text{O-}t\text{-Bu})_3$ gave only Fp_2 ²⁷⁵.



Oxidation of $\text{Cp}^*\text{Fe}(\text{CO})(\eta^1\text{-DPPE})\text{Me}$ or $\text{Cp}^*\text{FeL}_2\text{Me}$ [$\text{L} = \text{Me}_3\text{P}$, $(\text{MeO})_3\text{P}$, or DPPE] with ferricenium ion in THF or methylene chloride gave stable Fe(III) products, which did not undergo hydrogen abstraction, methyl migration, or other reactions²⁷⁶. But electrochemical oxidation of $(\text{MeC}_5\text{H}_4)\text{Fe}(\text{CO})_2\text{Me}$ in methanol-acetonitrile mixtures produced $(\text{MeC}_5\text{H}_4)\text{Fe}(\text{S})(\text{CO})(\text{COMe})^+$, where S is a solvent molecule²⁷⁷. Similarly, electrochemical study of alkyl-to-acyl transformation of the methyl group in $\text{Fp}'\text{Me}$, in the presence of pyridine nucleophiles, showed that oxidation was followed by rapid association of a pyridine to produce the 19-electron species $\text{CpFe}(\text{CO})(\text{PPh}_3)(\text{py})\text{Me}^+$, observable at low temperature, followed by methyl migration to form $\text{CpFe}(\text{PPh}_3)(\text{py})(\text{COMe})^+$. The reactivity of various pyridines correlated with their basicities, indicating the need for a nucleophile to push the methyl group from the iron²⁷⁸. Reaction of FpR [$\text{R} = 2\text{-cyclopropylethyl}$, neopentyl, 1-norbornylmethyl] with Ph_3C^+ produced 17-electron Fe(III) cations, but no hydrogen abstraction. Under CO, migratory insertion occurred in each case, accompanied by β -hydride abstraction in the case of $\text{FpCH}_2\text{CH}_2(\text{cyclo-C}_3\text{H}_5)$ ²⁷⁹. Another type of nucleophilic push to induce metal \rightarrow carbon migration occurred in methylation of $(\eta^3\text{-indenyl})\text{Fe}(\text{CO})_3^-$; the initially-formed $(\eta^3\text{-indenyl})\text{Fe}(\text{CO})_3\text{Me}$ gave rise to mixtures of $(\eta^5\text{-indenyl})\text{Fe}(\text{CO})_2\text{Me}$ and $(\eta^5\text{-indenyl})\text{Fe}(\text{CO})_2(\text{COMe})$, the yield of the latter increasing with CO pressure¹³².

Reaction of the chiral Fp-Me analogs, $(\text{C}_5\text{H}_4\text{-CHPhMe})\text{Fe}(\text{CO})_2\text{-Me}$, with triphenylphosphine, produced a separable 50:50 mixture of diastereomers of $(\text{C}_5\text{H}_4\text{R})\text{Fe}(\text{CO})(\text{PPh}_3)(\text{COMe})$. Photodecarbonylation of enriched diastereomers gave partly epimerized $(\text{C}_5\text{H}_4\text{R})\text{Fe}(\text{CO})(\text{PPh}_3)\text{Me}$, along with epimerically unchanged recovered acetyl compound²⁴⁸. "Deinsertion," i.e. $\text{C}\rightarrow\text{Fe}$ migration to produce Fp-Me , occurred when $\text{CpFe}(\text{CO})(\text{PPh}_3)\text{COMe}$, $\text{Fp}'\text{COMe}$, was treated with $(\text{MeCN})_4\text{Cu}^+$, which functioned as a phosphine-abstractor²⁸⁰.

The acid-catalyzed rearrangement of $\text{Fp}'\text{C}(=\text{O})\text{CHROCH}_2\text{Ph}$ to $\text{Fp}'\text{CHRCO}_2\text{CH}_2\text{Ph}$ [$\text{R} = \text{D}$, Me] has been found to occur with clean inversion of configuration at carbon, consistent with the mechanism of Eq. 31²⁸¹.

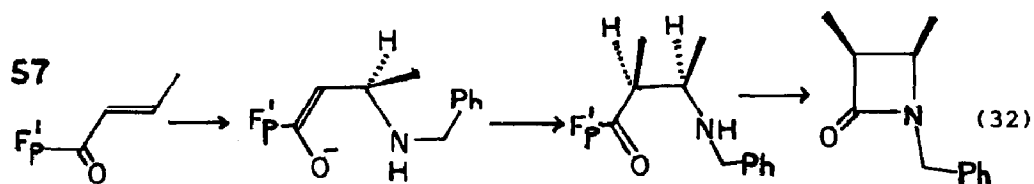


The crystal structure of $\text{FpCS}^+\text{PF}_6^-$ showed an Fe-CS distance only slightly shorter than the Fe-CO distances²⁸². INDO/GIAO parameters have been adjusted to allow calculation of ^{15}N , ^{17}O ,

and ^{13}C chemical shifts in metal complexes including FpCN^{283} . The metal carboxylate $\text{Fp}'\text{CO}_2^-$ was prepared by attack of hydroxides on $\text{Fp}'\text{CO}^+ \text{I}^-$. The potassium salt transferred oxide ion to $\text{Ph}_3\text{PMn}(\text{CO})_5^+$ and Ph_3C^+ , but was alkylated by MeX ; the lithium salt gave oxide transfer in all cases. Thermolysis of either salt gave mixed dimer $\text{Fp}-\text{Fp}'$. Reaction with water gave the anhydride $\text{Fp}'\text{C}(=\text{O})\text{OC}(=\text{O})\text{Fp}'^{284}$. The less stable FpCO_2^- could be trapped at -80° with RSiMe_2Cl [$\text{R} = \text{Me}$, *tert*-butyl] to give silyl esters, $\text{FpCO}_2\text{SiMe}_2\text{R}$. Methylating agents gave only FpMe rather than methyl esters, due to enhanced reactivity toward small equilibrium amounts of Fp^- rather than carboxylate 285 .

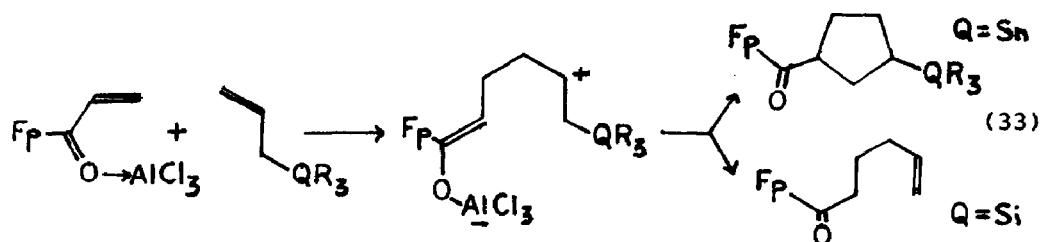
Direct insertion of CO into Fe -acyl bonds, a much-sought reaction, has been observed as a result of a novel oxidation-NO addition sequence. $\text{Fp}'\text{COMe}$ was oxidized with ferricenium ion to the 17-electron cation, which rearranged to $\text{CpFe}(\text{PPh}_3)(\text{NO})-(\text{COCOMe})$ when treated with NO gas 286 . The crystal structure of $\text{Fp}'\text{COCH}_2\text{CH}(\text{CH}_2)_2$, from reaction of $\text{FpCH}_2\text{CH}(\text{CH}_2)_2$ with triphenylphosphine, has been determined 287 .

X-ray crystallography of *Z*- $\text{Fp}'\text{C}(=\text{O})\text{CH}=\text{CHMe}$, **57**, showed an *s-cis* conformation of the crotonyl group in the crystal. Deprotonation with butyl-lithium gave a dienolate, which underwent alkylation or protonation α to the carbonyl group, giving (*RS,SR*)- $\text{Fp}'\text{C}(=\text{O})\text{CHRCH}=\text{CH}_2$ [$\text{R} = \text{H}$, Me , Et , CH_2Ph] 288 . Methyl-lithium or butyl-lithium reacted with *E*-**57** (for which an X-ray structure was also obtained) by Michael addition, and trapping of the resulting enolate with methyl iodide gave a single diastereomer of $\text{Fp}'\text{C}(=\text{O})\text{CH}(\text{Me})\text{CHMeR}$ [$\text{R} = \text{Me}$, Bu]; the same diastereomer resulted when $\text{Fp}'\text{C}(=\text{O})\text{CH}_2\text{CHMe}(\text{OMe})$ was allowed to react with two moles of RLi , then methylated with MeI . Michael addition of lithium benzylamide to *E*-**57** led, after methyl iodide quench and decomplexation, to lactam formation (Eq. 32) 289 .



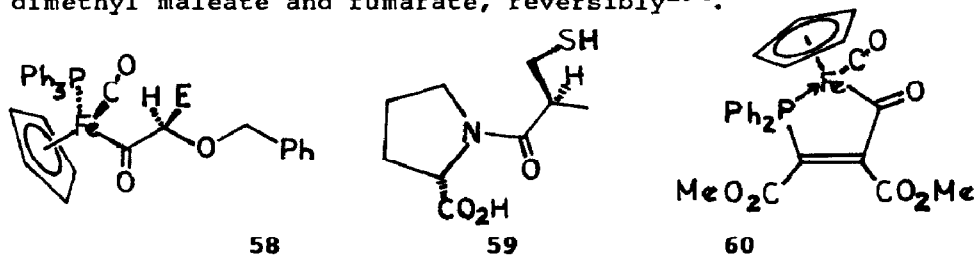
Allylstannanes added to $\text{FpC}(=\text{O})\text{CH}=\text{CH}_2$ in the presence of Lewis acids to give cyclopentanes, whereas allylsilanes gave acyclic products (Eq. 33), perhaps as a consequence of poorer hyperconjugative stabilization of the zwitterionic intermediate 290 .

Quenching of the enolate from $\text{Fp}'\text{CH}_2\text{OCH}_2\text{Ph}$ with alkyl halides, deuterium oxide, or acetone as electrophiles E gave only

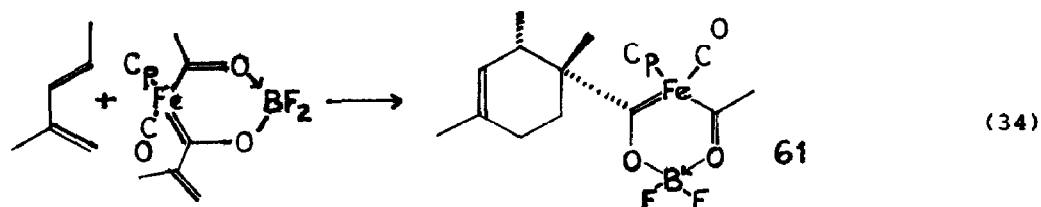


the single diastereomer **58**. Hydrogenolysis of the benzyl group and decomplexation provide an approach to stereoselective synthesis of α -hydroxycarboxylic acids²⁹¹. Alkylation of the enolate from (R)-Fp'C(=O)Et with Me₃CSCH₂Br, followed by oxidative decomplexation in the presence of L-proline *tert*-butyl ester then deprotection, gave (-)-Captopril, **59**, in high enantiomeric and diastereomeric purity²⁹².

FpPPh₂ and FpSPh cycloaddition dimethyl acetylenedicarboxylate to form cyclic acyl complexes **60**^{293,294}. When analogs of FpSPh having CS or CNMe in place of CO were used, the preference for ring incorporation was CNMe > CO > CS²⁹⁴. FpPPh₂ also added dimethyl maleate and fumarate, reversibly²⁹⁴.



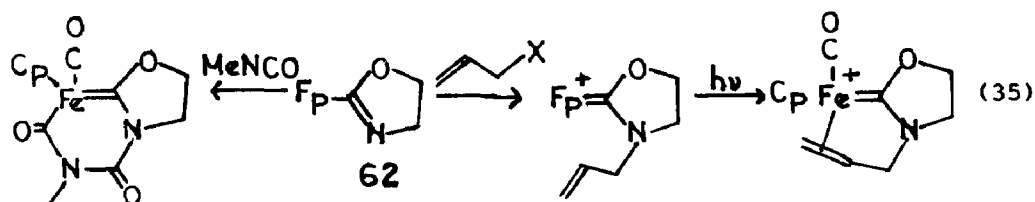
Unsaturated side chains, R¹ and R², in CpFe(CO)(COR¹)-(COR²)BF₂ functioned as dienophiles. With R¹ = 1-propynyl, cycloaddition to cyclopentadiene gave a norbornadiene. In a competition with R¹ = 1-propynyl and R² = 2-propenyl, the latter preferentially added to isoprene²⁹⁵. The crystal structure of the adduct from 2-methylpentadiene and the heterocycle with R¹ = Me and R² = 2-propenyl revealed the structure **61** (Eq. 34)²⁹⁶.



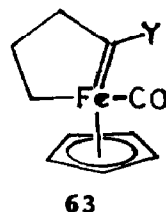
The acyl complex FpC(=O)C₃H₅ [C₃H₅ = cyclopropyl] was converted to the α -ether complex FpCH(OMe)R by methylation and reduction. Treating the ether complex with Me₃SiOTf at -78° gave the carbene complex, Fp=CHC₃H₅⁺, characterizable by NMR methods, which indicated significant positive charge in the cyclopropane ring. The carbene complex was stable to -40°, and reacted with

alkenes to form bicyclopropyl derivatives²⁹⁷. Sulfur-stabilized carbene complexes, $\text{Fp}=\text{CHSPH}^+$ and $\text{Fp}=\text{C}(\text{Me})\text{SR}^+$ [$\text{R} = \text{Me}, \text{Ph}$] have been prepared, the former by hydride abstraction from the FpCH_2SPh , and the latter by treatment of FpCOMe with Tf_2O and RSH . Crystal structures were reported. Carbon nucleophiles readily formed bonds to the carbene carbons²⁹⁸.

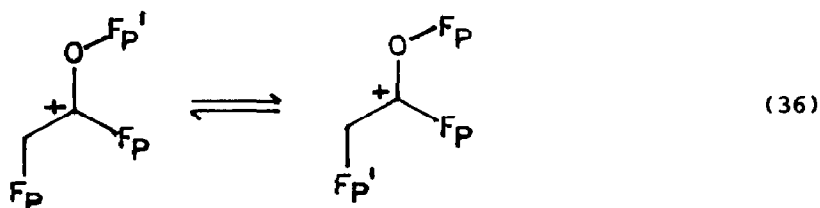
The oxazoline **62** (Eq. 35) readily underwent N-protonation or alkylation to give aminooxycarbene complexes. Photolysis of the N-allyl derivative gave a cyclic alkene-carbene complex, and methyl isocyanate cycloaddled, as shown in Eq. 35²⁹⁹. Photolysis



of trans-1-Fp-2-dimethylaminocyclobutane led to ring expansion to form the cyclic carbene complex, **63** [$\text{Y} = \text{NMe}_2$]. Activation parameters for reaction of **63** [$\text{Y} = \text{OMe}$] with triphenylphosphine, to form trans-1-Fp'-2-methoxycyclobutane by iron-to-carbene alkyl migration, have been determined. Evidence was marshalled to indicate that migration of an alkyl group from saturated carbon to a 16-electron center to give an 18-electron carbene complex is energetically unfavorable in the absence of substantial ring-strain effects³⁰⁰.

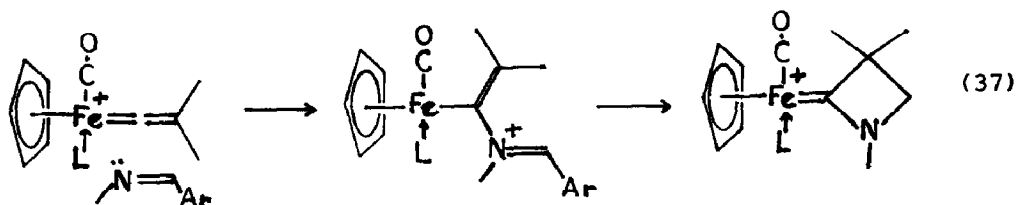


Electrophiles ($\text{Me}, \text{H}, \text{SiMe}_3$) reacted at the acyl oxygen of $\text{FpC}(=\text{O})\text{CH}_2\text{Fp}$, **64**, giving $\text{Fp}=\text{C}(\text{OE})\text{CH}_2\text{Fp}^+$. Reaction of $\text{Fp}=\text{C}(\text{OMe})\text{CH}_2\text{Fp}^+$ with triphenylphosphine resulted in formation of FpPPH_3^+ by displacement of $\text{CH}_2=\text{C}(\text{OMe})\text{Fp}$. Reduction with trialkylborohydride produced Fp_2 and $\text{CH}_2=\text{CHOMe}$, presumably via a transient $\text{FpCH}_2\text{CH}(\text{OMe})\text{Fp}$ ³⁰¹. $\text{Fp}(\text{THF})^+$ and $\text{Fp}'(\text{THF})^+$ also added to the acyl oxygen of **64**; in the product from the latter case an intramolecular exchange process (Eq. 36) was revealed³⁰².

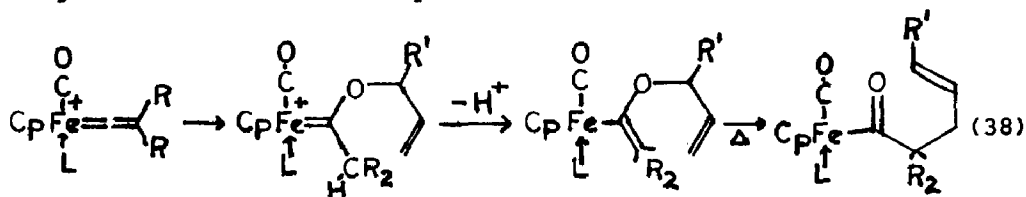


Thermodynamic data for protonation of $\text{CpFeL}(\text{CO})-\text{C}\equiv\text{C}-\text{CMe}_3$ [$\text{L} = \text{PMe}_3$] by acidic metal hydrides, to form $\text{CpFeL}(\text{CO})=\text{C}=\text{CHCMe}_3^+$, have been measured²⁷³. Related additions of electrophiles to β -

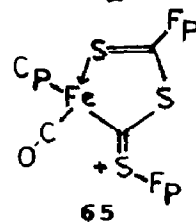
carbons of alkynyl-iron complexes have also been described. $\text{CpFe}(\text{DPPE})-\text{C}\equiv\text{CR}$ added tropylium ion to form $\text{CpFe}(\text{DPPE})\text{C}=\text{C}(\text{R})\text{C}_7\text{H}_7$ adducts, but $\text{Fp}-\text{C}\equiv\text{CR}$ underwent oxidation, with formation of $\text{Fp}(\text{THF})^+$ ³⁰³. Oxidation of $\text{CpFe}^+(\text{DPPE})=\text{C}=\text{CHMe}$ with $\text{Cu}(\text{OAc})_2$ or PhIO resulted in loss of hydrogen and dimerization to form the extraordinary bis(vinylidene)iron compound, $\text{CpFe}^+(\text{DPPE})=\text{C}=\text{C}(\text{Me})-\text{C}(\text{Me})=\text{C}=\text{Fe}^+(\text{DPPE})\text{Cp}$, whose X-ray structure showed unusually short $\text{Fe}=\text{C}$ bonds (1.76 Å average)³⁰⁴. The vinylidene complexes $\text{Fp}'=\text{C}=\text{CR}_2^+$ [$\text{R} = \text{H}, \text{Me}$] gave stepwise [2 + 2]-cycloaddition reactions with imines (Eq. 37)³⁰⁵. Oxidation of the heterocyclic products with iodosylbenzene gave azetidinones³⁰⁶.



Reaction of $\text{CpFeL}(\text{CO})=\text{C}=\text{CR}_2^+$ [$\text{L} = \text{P}(\text{OMe})_3$] with allylic alcohols gave allyloxy carbene complexes. The allyloxyvinyliron compounds which resulted on deprotonation underwent Claisen rearrangement at about 80° (Eq. 38)³⁰⁷.

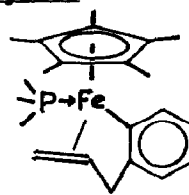


Carbenoid metallacycle **65** resulted when FpCS^+ reacted with $\text{FpC}(=\text{S})\text{SFp}$. Nucleophiles attacked and removed the thione-bound Fp group. Electrophiles [H^+ , R^+ , BF_3 , HgX^+ , and $\text{W}(\text{CO})_5$] were readily attached to the free thione group; crystal structures of *S*-ethyl and *S*-(pentacarbonyltungsten) derivatives indicated considerable delocalization in the ferradithiolenes, and carbenoid character of both ring carbons³⁰⁸.



d. Cyclopentadienyliron Derivatives of η^2 to η^5 Ligands

The crystal structure of $(\eta^2-1,2\text{-cycloheptadiene})-\text{Fp}'^+$ showed modest lengthening of the coordinated allenic bond [1.385(6) Å] compared to the uncoordinated one [1.303(7) Å]. The angle at the central carbon of the allene unit was 138° , and the iron was somewhat closer to that carbon than



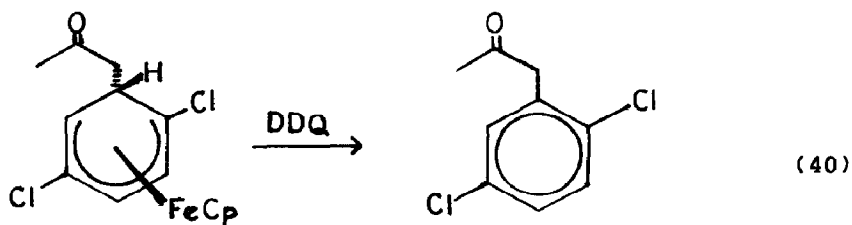
to the external carbon³⁰⁹. Also characterized by X-ray crystallography was **66**, produced directly by reaction of $\text{Cp}^*\text{Fe}(\text{PMe}_3)_2\text{Cl}$ with α -allylphenylmagnesium chloride²⁵⁷.

Reaction of Grignard or organolithium reagents with FpCH_2CHO , followed by acidification of the resultant alkoxides with HBF_4 , resulted in synthesis of several $(\eta^2\text{-alkene})\text{-Fp}^+$ salts in 50-90% yield²⁵⁹. The mechanism of attack of hydride ion (as a representative nucleophile) on $(\eta^2\text{-alkene})\text{-Fp}^+$ cations has been further studied by extended Hückel and INDO theoretical methods. Activation by the Fp^+ group was traced to energy lowering of the π^* orbital in the coordinated ethene³¹⁰. Reactivity of nucleophiles toward $(\text{C}_2\text{H}_4)\text{Fp}^+$ has been used to define a general carbon basicity (pK_C) scale³¹¹. But reaction of that cation with NaBH_4 in acetone at low temperature was found to occur by kinetically-controlled attack at a carbonyl group to form $\text{CpFe}(\text{CO})(\text{C}_2\text{H}_4)\text{CHO}$, which decomposed on warming to FpH and ethene, rather than FpEt . On the other hand, the more hindered $(\eta^2\text{-cyclohexene})\text{Fp}^+$ underwent clean addition of deuterium from NaBD_4 to form trans- $\text{FpC}_6\text{H}_{10}\text{D}$, consistent with direct exo deuteride addition to the coordinated double bond³¹².

$(\eta^2\text{-vinyl ether})\text{Fp}^+$ complexes were readily prepared from α -haloacetals. The unsymmetrical binding of the Fp group led to a low rotational barrier (ca. 80 kJ/mol) around the formal $\text{C}=\text{C}$ bond. Reactions of the vinyl ether salts with cyclohexanone enolates have been studied; an example is given in Eq. 39³¹³. $(\eta^2\text{-vinyl ether})\text{Fp}^+$ cations reacted with $\text{Et}_4\text{N}^+\text{CN}^-$ at 0° to form α -cyanoethers, $\text{FpCH}_2\text{CR}(\text{CN})(\text{OEt})$. Acidification at -78° gave unstable acrylonitrile complexes, $(\eta^2\text{-CH}_2=\text{C}(\text{CN})\text{Fp}^+$, which added nucleophiles regiospecifically at the α -carbon, giving $\text{NuCH}_2\text{-CR}(\text{CN})\text{Fp}$ ³¹⁴.

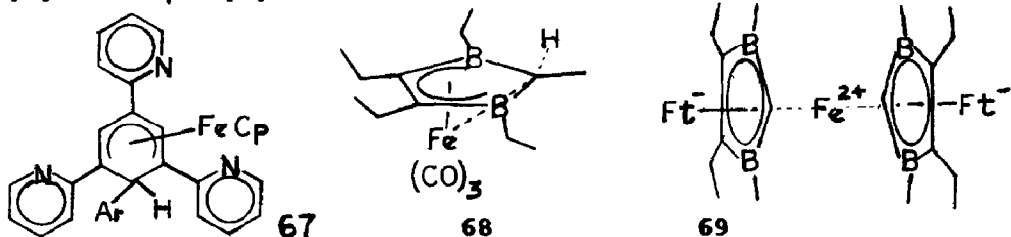
Vinyliron compounds $\text{Cp}^*\text{L}_2\text{Fe-CH}=\text{CH}_2$ [$\text{L} = \text{Me}_n\text{Ph}_{n-3}\text{P}$] reacted with ethene by insertion into the Fe-C bond. After a hydrogen shift, $(\eta^3\text{-crotyl})\text{FeCp}^*\text{L}$ resulted²⁵⁷. A similar product also formed when $\text{FpCH}_2\text{-cyclo-C}_3\text{H}_5$ was heated with triphenylphosphine in hexane²⁸⁷. An X-ray diffraction study of $\text{CpFe}(\text{CO})(\eta^3\text{-CH}_2\text{-CH-CH=CH-CH}_3)$ has been reported. Protonation with HPF_6 gave $\text{CpFe}(\text{CO})(\eta^4\text{-2,4-hexadiene})^+\text{PF}_6^-$ (X-ray structure)²⁷¹. A series of analogous salts, $\text{Cp}^*\text{Fe}(\text{CO})(\eta^4\text{-diene})^+\text{BF}_4^-$ was prepared by photochemical reaction of $\text{Fp}^*(\text{THF})^+$ with dienes. A Bronsted plot involving rates of addition of amines to the cations indicated them to be "soft" electrophiles³¹⁵.

$(\eta^5\text{-cyclohexadienyl})\text{FeCp}$ compounds, produced by addition of carbon nucleophiles to AnFeCp^+ , underwent loss of the elements of HFeCp , giving free arenes, upon treatment with 2,3-dichloro-5,6-dicyanobenzoquinone. An example is shown in Eq. 40³¹⁶. Reaction



of 2-ethynylpyridine with Fp-Ar under rigorous conditions (refluxing decalin) gave **67** (X-ray)²⁶⁶.

The rather puzzling product **68** resulted when tricarbonylbis(cyclooctene)iron or (butadiene)tricarbonyliron reacted with the free borole. The electron-deficiency of the iron in **68** might be relieved by means of a 2-electron 3-center interaction with the C-H bond; however, based on spectroscopic similarities to the isoelectronic CpCo(borolene), the hydrogen was taken to be *anti* to the tricarbonyliron group³¹⁷. A crystal structure would be welcome. With a less highly substituted borolene, the paramagnetic **69** formed³¹⁷. **69**, for which a crystal structure was reported, may be viewed as an ionic salt of high-spin Fe²⁺ with two anions from deprotonation of the (borolene)Fe(CO)₃ complex analogous to **68**. A related triple-decker borole complex, CpFe(μ , η^5 -C₄H₄BPh)Co(η^5 -C₄H₄BPh), has been reported³¹⁸.



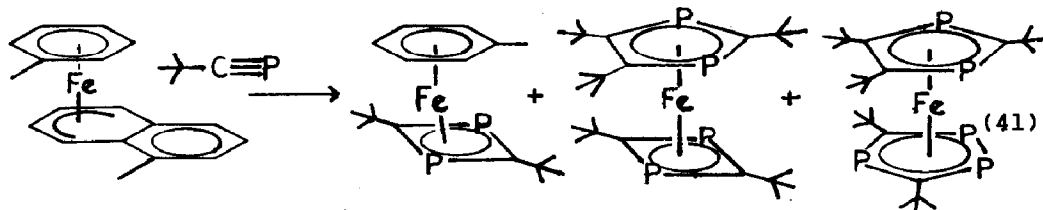
The bis(carborane)iron compounds, (RR'C₂B₄H₄)₂FeH₂, **70**, incorporating 2,3-carborane skeletons with R = benzyl and R' = benzyl(tricarbonylchromium), were prepared and oxidized as a means of fusing the carboranes into larger R₂R'₂C₄B₈H₈ ones³¹⁹. Extended Hückel calculations on six-vertex ferraboranes have been carried out³²⁰.

Reaction of FpI with pyrrole (and indole) in the presence of di-isopropylamine and sunlight gave the η^1 Fp-NC₄H₄. In refluxing benzene, this was converted to CpFe(η -C₄H₄N), azaferrocene³²¹. Formation of a phosphoferrocene, **29**, was shown in Eq. 9⁹⁸. Another route to phosphoferrocenes involved displacement of arenes from (η^5 -C₅H₄R)Fe(An)⁺ [R = acyl groups, CO₂H, Me, CH₂NMe₂] with phospholyl anions³²².

Reaction of 1-phenylarsole with FeCl₂ and lithium metal produced bis(η^5 -arsolyl)iron or diarsaferrocene, (C₄H₄As)₂Fe³²³. 1,1'-Diphosphoferrocenes underwent one-electron oxidation with

TCNE in the presence of water; Mössbauer spectra of the neutral and oxidized forms indicated a different frontier orbital in these compounds than in ferrocenes³²⁴. 3,3',4,4'-Dimethyl-1,1'-diphosphaferrocene underwent Friedel-Crafts acylation at the 2 and 2' positions, and the acyl groups could be protonated with strong acids³²⁵. When solutions of diphosphaferrocenes in aromatic solvents were treated with aluminum chloride, ring exchange occurred to form $(\eta^5\text{-C}_4\text{R}_4\text{P})\text{FeAn}^+$ ³²⁶.

Reaction of Fp^*_2 with P_4 in xylene at 150° produced $\text{Cp}^*\text{Fe}(\eta^5\text{-P}_5)$, a pentaphosphaferrocene containing a pentaphospholyl ring³²⁷. Other phosphorus-rich ferrocenes were prepared by reaction of the 3,5-ditert-butyl-1,2,4-triphosphacyclopentadienide ion [from $\text{RC}\equiv\text{P}$ and $\text{P}(\text{SiMe}_3)_2^-$] with FeCl_2 . In addition to a 30% yield of the expected hexaphosphaferrocene, $\text{Fe}(\text{R}_2\text{C}_2\text{P}_3)_2$, a 10% yield of $(\text{R}_3\text{C}_3\text{P}_2)\text{Fe}(\text{R}_2\text{C}_2\text{P}_3)$ was obtained. Both were characterized by crystal structures³²⁸. The same pentaphosphaferrocene was also obtained directly from $\text{RC}\equiv\text{P}$ (Eq. 41)³²⁹.



8. COMPOUNDS WITH η^6 - and η^7 -ARENE LIGANDS

Scheme I summarized the utility of $(\eta^6\text{-benzene})\text{Fe}(\text{PMe}_3)_2$, **1**, as a precursor to a variety of organoiron compounds, including $(\eta^6\text{-benzene})(\eta^4\text{-diene})\text{iron}$ compounds⁴. Isomerization of bis(η^5 -cyclohexadienyl)iron to $(\eta^6\text{-benzene})(\eta^4\text{-1,3-cyclohexadiene})\text{iron}$ has been noted¹⁹³. It is amusing to note that this reaction, which formally involves only moving a hydrogen atom from one ligand to the other, constitutes a reduction of the iron from Fe(II) to Fe(0) according to the artificial conventions used to define oxidation states. Hydride abstraction from $(\eta^5\text{-cyclohexadienyl})\text{Fe}(\text{CO})(\mu\text{-CO})_2\text{Fe}(\text{CO})\text{Cp}$ gave the cationic "mixed dimer" having a $(\eta^6\text{-benzene})$ ring²⁰².

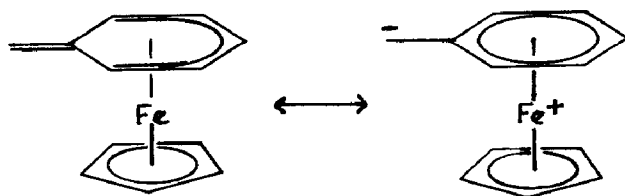
A series of 2-substituted biphenyls were converted to $(\eta^6\text{-C}_6\text{H}_5\text{-Ar})\text{FeCp}^+$ salts; in all cases, the iron was coordinated to the unsubstituted ring. ¹³C-NMR and Mössbauer data were obtained and correlated with substituent parameters. The $\text{CpFe}^+\text{C}_6\text{H}_5^-$ group was found to be comparable to a cyano group as an electron-withdrawing substituent³³⁰. Variable temperature NMR study of $(\eta^6\text{-hexaethylbenzene})\text{FeCp}^+$ revealed multiple stereoisomers resulting from hindered rotation of the ethyl groups³³¹. Mössbauer

studies of substituted AnFeCp^+ have been performed, and the quadrupole splitting correlated with various substituent parameters³³².

Previously mentioned was the displacement of arene rings from AnFeCp^+ by phospholide anions to form phosphoferrocenes³²¹. Arene displacement from (*p*-xylene) FeCp^+ has also been used to synthesize some complex ferrocene derivatives³³³. The photochemistry of arene displacement reactions, as affected by arene substituents, has been studied in some detail³³⁴.

A more common result of nucleophilic attack on CpFeAn^+ is addition of the nucleophile to the arene ring to form a neutral (η^5 -cyclohexadienyl) FeCp product. The addition of hydride ion from NaBH_4 to fifteen (PhY) FeCp^+ cations has been studied by high resolution NMR. With $\text{Y} = \text{NMe}_2$, addition occurred exclusively *meta* and *para*. At the other extreme, with $\text{Y} = \text{NO}_2$, only *ortho* addition occurred. With other substituents, all three products formed, depending on the electronic character of the substituent³³⁵. As expected from the above results, cyanide ion attacked (PhNO_2) FeCp^+ *ortho* to the nitro group. Reaction of cyanide with other arene complexes, including those of polycyclic arenes, generally followed a similar course³³⁶. Nitronate ions reacted with (η^6 -*o*- $\text{C}_6\text{H}_4\text{Cl}_2$) FeCp^+ with displacement of one chloride³³⁷. 2,5-diphenylphospholide anion likewise displaced chloride from ($\text{C}_6\text{H}_5\text{Cl}$) FeCp^+ ³²². β -Diketone and β -ketoester anions generated *in situ* using KF/Celite displaced chloride from chloro- and dichlorobenzene- FeCp^+ cations to form arylated products in 73-80% yields³³⁸.

(η^6 -Toluene) FeCp^+ was deprotonated by KOCMe_3 in THF to form 71, which reacted with Me_3SiCl , MeI , and PhCH_2Cl at the exocyclic carbon²⁰⁰.



71

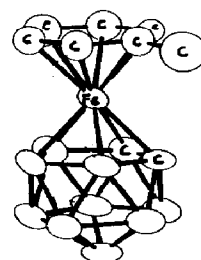
Electrochemical reduction of (μ - η^6, η^6 -thianthrene)bis(FeCp^+) and its monoiron analog have been studied³³⁹. The neutral, nineteen-electron Fe(I) species Cp^*FeAn have been found to be considerably more stable than the corresponding CpFeAn . ESR studies indicated that CpFe complexes of polycyclic aromatic ligands housed the extra electron in arene π^* orbitals, whereas Cp^*Fe complexes had it localized in an iron-based orbital³⁴⁰.

Reduction of $(\mu\text{-}\eta^6, \eta^6\text{-biphenyl})\text{bis}(\text{FeCp}^* \text{ }^+)$ electrochemically or with sodium amalgam gave the stable $\text{bis}(\eta^5)\text{-}$ product **46**, characterized by a crystal structure²⁰¹. Four reduction stages could be observed starting from $(\mu\text{-triphenylene})(\text{FeCp}^*)_2^{2+}$. Some stable mixed-valence compounds derived from partial reduction of polycyclic arene- $(\text{FeCp}^*)_2$ have been isolated²⁰¹.

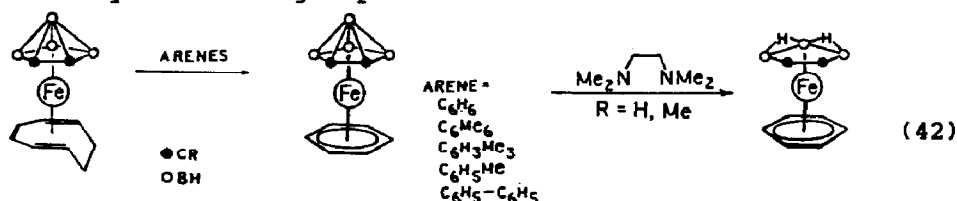
Mössbauer spectra of powder samples of CpFeC_6H_6 and methylated derivatives over a temperature range of 4–300 K indicated a dynamic Jahn-Teller effect in these nineteen-electron compounds³⁴¹. Solid samples of $\text{CpFeAn}^+(\text{TCNQ})_2^-$ [An = mesitylene, hexamethylbenzene; TCNQ = tetracyanoquinodimethane] have been studied by a variety of physical techniques, which indicated semiconduction with a temperature-dependent activation energy³⁴². The thermal activation was held to involve reverse electron transfer from TCNQ^- to the cation³⁴³.

Controlled-potential reduction of TCNQ in the presence of $(\eta^6\text{-An})_2\text{Fe}^{2+}$ [An = C_6Me_6] allowed formation of a black, conducting $\text{An}_2\text{Fe}:4 \text{ TCNQ}$ phase, as well as a purple, poorly conducting $\text{An}_2\text{Fe}:2 \text{ TCNQ}$ phase, depending on reduction potential³⁴⁴. Linear chain organometallic phases, $(\eta^6\text{-mesitylene})_2\text{Fe}^{2+} \text{C}_6(\text{CN})_6^{2-}$ were prepared by direct combination of the two ions or by electroreduction of hexacyanobenzene in the presence of the $\text{An}_2\text{Fe}^{2+}$. The crystal structure showed mixed stacks of alternating cations and anions³⁴⁵.

Reaction of $[\text{nido-7,8-C}_2\text{B}_9\text{H}_{12}]^-$ with FeCl_3 and Et_3N in toluene or *p*-xylene led to formation of mixed *closq*-3- $(\eta^6\text{-arene})\text{-3,1,2-FeC}_2\text{B}_9\text{H}_{11}$, **72**, incorporating the solvent as a ligand to iron³⁴⁶. Smaller carborane-arene mixed complexes were obtained by arene displacement of cyclooctatriene from $(\eta^6\text{-C}_8\text{H}_{10})\text{Fe}(\text{Et}_2\text{C}_2\text{B}_4\text{H}_4)$ or by coreaction of $\text{Et}_2\text{C}_2\text{B}_4\text{H}_5^-$ and arene dianion with FeCl_2 . Arenes included naphthalene, fluorene, [2.2]-paracyclophane, and 9,10-dihydroanthracene. Reaction with $\text{Me}_2\text{NCH}_2\text{CH}_2\text{NMe}_2$ removed the apical BH group, giving *nido*- $(\eta^6\text{-arene})\text{Fe}(\text{Et}_2\text{C}_2\text{B}_3\text{H}_5)$ (Eq. 42)³⁴⁷. Analogs of these complexes having C-benzyl groups rather than C-ethyl groups have also been made by similar methods, and the pendant phenyl rings were successfully coordinated to tricarbonylchromium groups³⁴⁸.



72

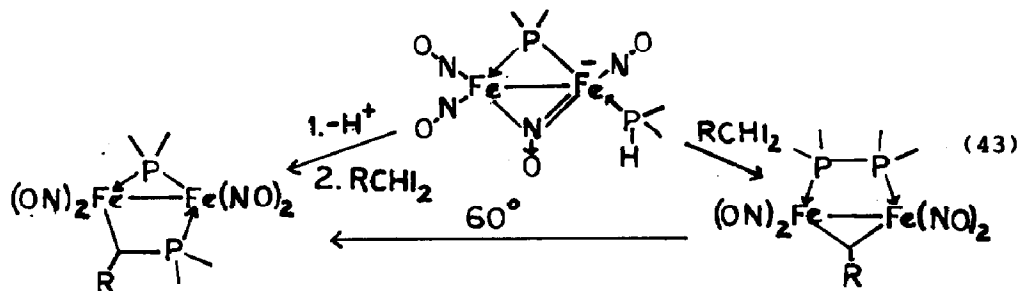


$(\eta^6\text{-cycloheptatriene})\text{FeCp}^+$ yielded up a hydride ion upon reaction with Ph_3C^+ in solution, to form $(\eta^7\text{-C}_7\text{H}_7)\text{FeCp}^{2+}$, but the dication was not isolable, in contrast to isoelectronic $\text{An}_2\text{Fe}^{2+}$ and to its ruthenium analog³⁴⁹.

9. BIMETALLIC COMPOUNDS

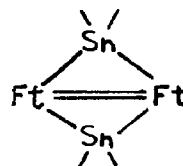
a. Diiron Compounds, Derivatives of $\text{Fe}_2(\text{CO})_9$

NMR studies of "Roussin esters," $(\mu\text{-SR})_2\text{Fe}_2(\text{NO})_4$, examining ^{15}N , ^{13}C , and ^1H nuclei, have shown the presence of two isomers in solution, with R groups *cis* (C_{2v}) and *trans* (C_{2h})³⁵⁰. For all R groups examined except *tert*-butyl, the two isomers were present in equal amounts; the *tert*-butyl compound favored the C_{2v} form³⁵¹. Reaction of "Roussin esters" with MoS_4^{2-} gave mononuclear species, $\text{Fe}(\text{NO})_2(\text{SR})_2^-$, $\text{Fe}(\text{NO})_2(\text{S}_2\text{MoS}_2)^-$, and $\text{Fe}(\text{NO})(\text{S}_2\text{MoS}_2)_2^{2-}$ ³⁵². Chemical reactions of some phosphorus analogs with diiodides RCHI_2 [R = H, Me] have been explored; some of the results are summarized in Eq. 43³⁵³.

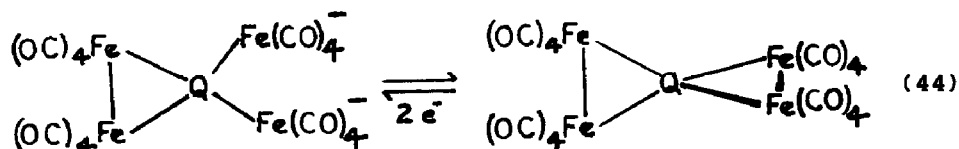


Protonation of $(\mu\text{-CO})(\mu\text{-R}_2\text{PZPR}_2)_2\text{Fe}_2(\text{CO})_4$ [Z = CH_2 , R = Me, Ph; Z = NEt, R = various alkoxy groups] gave in all cases cations with hydride bridges, $(\mu\text{-CO})(\mu\text{-H})(\mu\text{-R}_2\text{PZPR}_2)_2\text{Fe}_2(\text{CO})_4^+$ ³⁵⁴. Halogenation of the same compounds gave cations with axial Fe-X bonds, which underwent decarbonylation to give halogeno-bridged species analogous to the hydrides³⁵⁵.

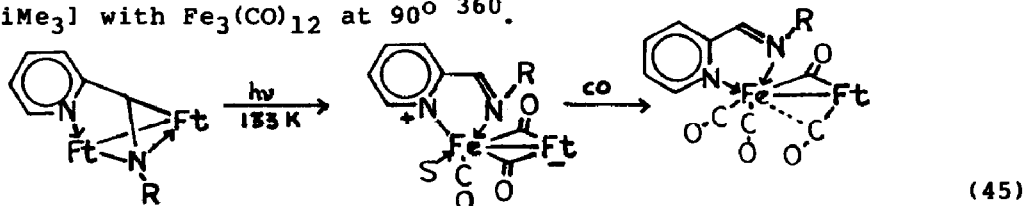
Preparation and characterization of $\text{B}_2\text{H}_6\text{Fe}_2(\text{CO})_6$ and its conjugate base have been described, along with a study of fluxional processes which interconvert terminal and bridging hydrogens in each³⁵⁶. Reaction of R_2Sn [R = $\text{CH}(\text{SiMe}_3)_2$] with $\text{Fe}_3(\text{CO})_{12}$ gave $(\mu\text{-SnR}_2)\text{Fe}_2(\text{CO})_8$, whereas use of $\text{Fe}_3(\text{CO})_{11}^-(\text{NCMe})$ instead gave the unsaturated cluster $(\mu\text{-SnR}_2)_2\text{Fe}_2(\text{CO})_6$, 73³⁵⁷. Reactions of Group 14 compounds [GeI_2 , $\text{Sn}(\text{OAc})_2$, $\text{Pb}(\text{OAc})_2$] with $\text{Fe}_2(\text{CO})_8^{2-}$ gave cluster compounds. With Sn and Pb, dianions $\text{QFe}_4(\text{CO})_{16}^{2-}$ were obtained, which were reversibly oxidizable to spirocyclic neutral com-



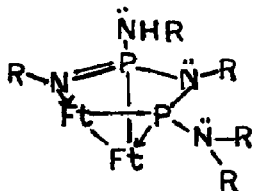
pounds (Eq. 44). With Ge, the spirocycle also formed upon oxidation, but the reduced form was a Fe_3Ge cluster³⁵⁸.



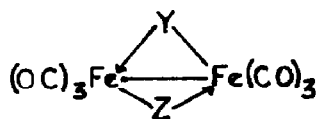
Photochemical substitution reactions of $(\text{bipy})\text{Fe}(\text{CO})_2(\mu\text{-CO})_2\text{Fe}(\text{CO})_3$ with phosphines resulted in displacement of a CO from the iron bonded to the (bipy) group. Photolysis of (pyridine-2-carbaldimine) $\text{Fe}_2(\text{CO})_6$ complexes at low temperatures resulted in changes in coordination of the organic ligand (Eq. 45)³⁵⁹. Product **74** and Fe_3 clusters resulted from reaction of $\text{R}_2\text{N-P=NR}$ [R = SiMe_3] with $\text{Fe}_3(\text{CO})_{12}$ at 90° ³⁶⁰.



Extended Hückel calculations have been performed on M_2E_2 clusters having 5 skeletal electron pairs in order to interpret their preferences for tetrahedral [e.g. $(\mu\text{-C}_2\text{R}_2)\text{Ft}_2$] or butterfly [e.g. $(\mu\text{-P}_2\text{R}_2)\text{Ft}_2$] geometries³⁶¹. **75** [Y = $\text{P}(\text{NEt}_2)\text{Cl}$, Z = Cl] resulted from reaction of $\text{Et}_2\text{NPCl}_2 \rightarrow \text{Fe}(\text{CO})_4$ with nonacarbonyldiiron, along with tri-iron clusters⁸⁸. Reactions of **75** [Y = Z = PPhI] with various difunctional electrophiles have been investi-

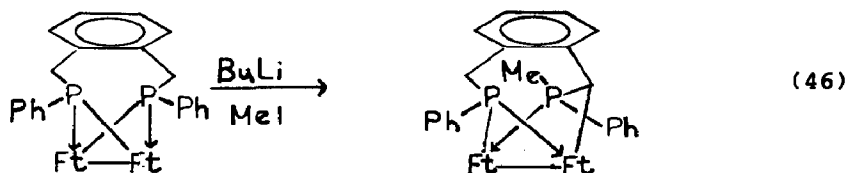


74



75

gated. Organic halides alkylated the phosphorus atoms, and dihalides produced organic bridges between them. Deprotonation of the *o*-xylylene-bridged compound at -20° resulted in displacement of phosphorus from iron by the resulting carbanion (Eq. 46)³⁶². **75** [Y = Z = PPhI] gave Michael additions to α,β -unsaturated esters and ketones in the presence of piperidine. With some simple ketones, bridged products resulted from addition of one P-H group to the C=C double bond and the other to the carbonyl group³⁶³. Reactions of the dilithium salt **75** [Y = Z = PPhI] with S_2Cl_2 at -10° gave di- and trithio derivatives having one-

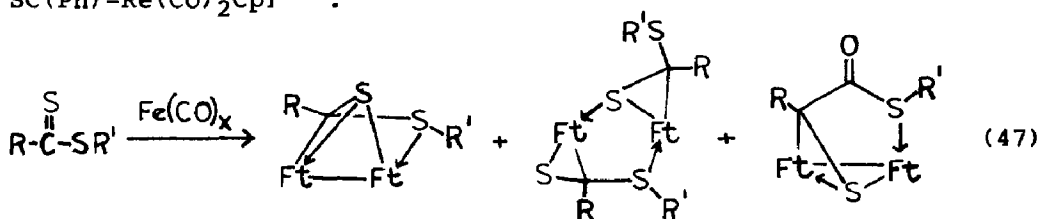


and two-sulfur bridges, with or without insertion of an additional sulfur atom into a P-Fe bond³⁶⁴.

Other bridged derivatives of **75** resulted directly from reaction of R_2NPCl_2 [$R = Me_2CH$] with $Na_2Fe(CO)_4$. In ether, this produced **75** [$Y-Z = -P(NR_2)-C(=O)-P(NR_2)-$], and in THF **75** [$Y-Z = -P(NR_2)-P(NR_2)-P(NR_2)-$]^{87,365}. These and several related minor products were all characterized by X-ray diffraction⁸⁷. With Et_2NPCl_2 in ether, an initial product $(Et_2NP)_3Fe_3(CO)_{12}$ underwent decarbonylation at room temperature to form **76**⁸⁷.

Reaction of $SbCl_3$ with $Fe_2(CO)_8^{2-}$ produced **75** [$Y = Z = SbFe_2(CO)_8$], the crystal structure of which was independently determined by two different groups^{366,367}.

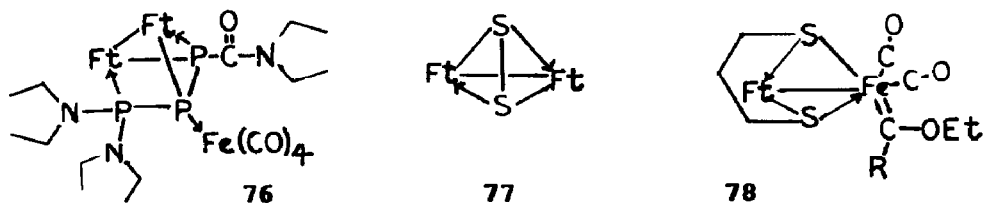
Reaction of S_8 with $HFe_3(CO)_{11}^-$ at -70° gave $S_2Fe_2(CO)_6$, **77**, and $S_2Fe_3(CO)_9$. Reaction with thiols RSH gave **75** [$Y = Z = RS$]³⁶⁸. Reactions of dithiocarbonates with $Fe_2(CO)_9$ also produced the latter products, $(\mu-SR)_2Fe_2(CO)_6$, in a complex reaction which resulted in redistribution of thiol groups when unsymmetrical dithiocarbonates were used. **75** [$Y = SR; Z = RSCO$] were identified as intermediates in some cases³⁶⁹. Reactions of dithioesters with iron carbonyls under ultraviolet irradiation led, depending on R , to three classes of products (Eq. 47)³⁷⁰. The anion **75** [$Y = SPh, Z = SLi$] attacked the carbyne complex $CpRe(CO)_2\equiv CPh^+$ at low temperature to form **75** [$Y = SPh, Z = SC(Ph)=Re(CO)_2Cp$]³⁷¹.



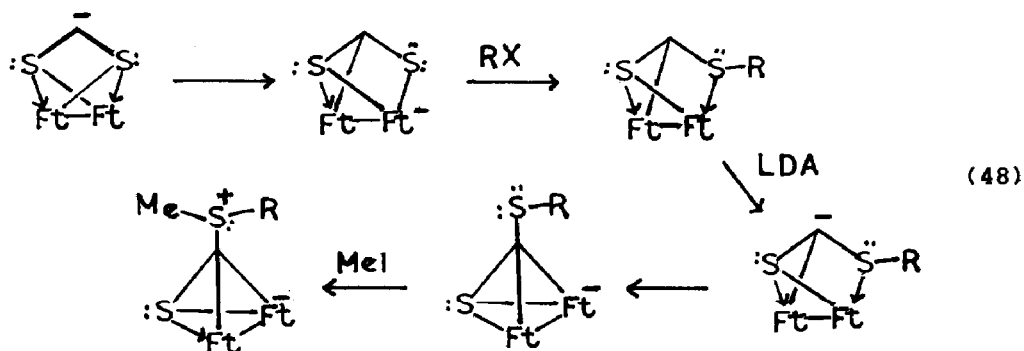
Bridge formation resulted when ethene inserted into the S-S bond of **77** under photochemical conditions, forming $(\mu-SCH_2CH_2S)-Fe_2(CO)_6$. One sulfur atom in the product could be oxidized by peracid to the S-oxide. The $(\mu$ -dithiocarbonato) complex resulted from photoinsertion of CO into the S-S bond of **77**³⁷². Reaction of **77** with $Pd(PPh_3)_4$ resulted in insertion of a $Pd(PPh_3)_2$ group into the S-S bond³⁷³.

Reaction of propanedithiolato-bridged compound, $(\mu-SCH_2CH_2-$

$\text{CH}_2\text{S})\text{Fe}_2(\text{CO})_6$, with alkyl-lithium reagents, followed by Et_3O^+ , gave the carbenoid derivative **78**³⁷⁴. Reaction of bridging dithi-



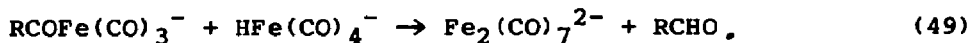
olato complexes with $\text{LiN}(\text{CHMe}_2)_2$, in contrast, led to deprotonation of the bridges. In the case of the ethano bridge, elimination resulted in formation of **75** [$\text{Y} = \text{S}-\text{CH}=\text{CH}_2$, $\text{Z} = \text{SLi}$]. In other cases, rearrangements similar to that in Eq. 46 resulted. One sequence is shown as Eq. 48³⁷⁵. Deinsertion reactions of



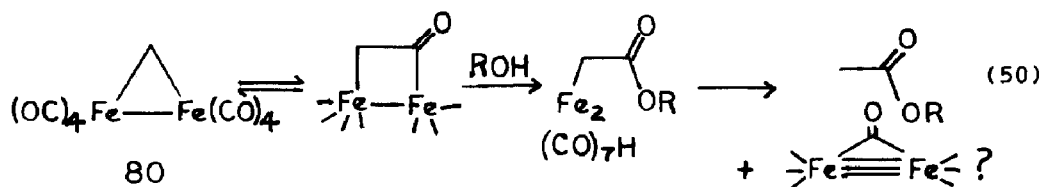
alkenes from ethanedithiolato-bridged complexes have been observed when the complexes were treated with oxidizing agents. For example, $(\mu\text{-SCH}_2\text{CH}(\text{SiMe}_3)\text{S})\text{Fe}_2(\text{CO})_6$, gave trimethylvinylsilane (and **77**?) upon treatment with CuCl_2 or nitric acid³⁷⁶.

Some quite elaborate products, such as **79**, resulted when triethyl dithiocarbamate was allowed to react with $\text{Fe}(\text{CO})_5$ under irradiation³⁷⁷.

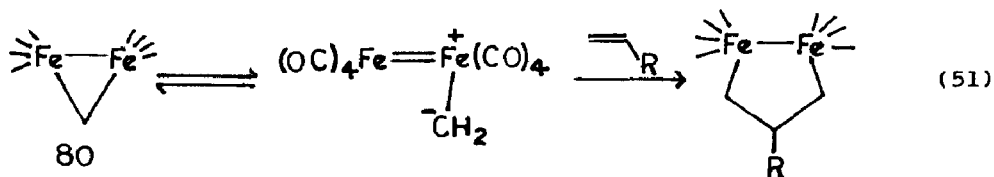
The mechanism of Reppe hydroformylation of ethene in basic $\text{Fe}(\text{CO})_5$ solutions has been investigated. The key step in the catalytic cycle was identified as Eq. 49³⁷⁸:



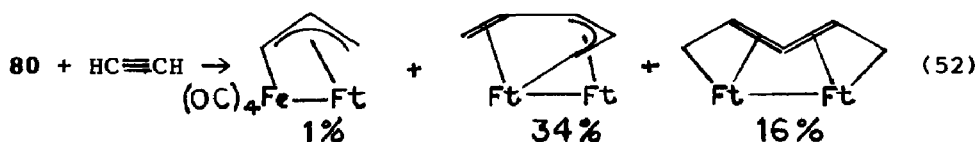
Reaction of $(\mu\text{-CH}_2)\text{Fe}_2(\text{CO})_8$, **80**, with alcohols and CO has been reported to give 6% malonate esters $\text{CH}_2(\text{CO}_2\text{R})_2$ along with acetates $\text{CH}_3\text{CO}_2\text{R}$ ³⁷⁹. Based on work with triosmium clusters, a new mechanism for the formation of the latter products has been proposed (Eq. 50)³⁸⁰. Insertion of ethene into a Fe-C bond of **80** has been investigated by means of MO calculations, which led to



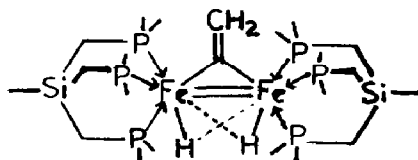
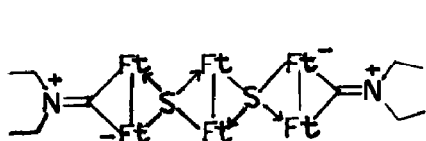
the scheme shown as Eq. 51³⁸¹. The cycloaddition step shown appears to the reviewer to be an exact organometallic analog of a



1,3-dipolar addition reaction. Reaction of **80** with ethyne in toluene gave products of single and double insertion (Eq. 52)³⁸².

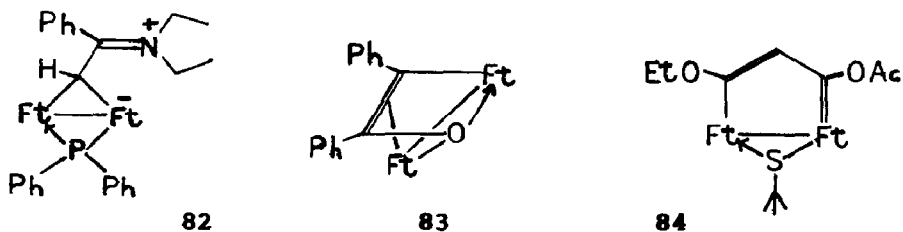


Treatment with $\text{Fe}_2(\text{CO})_9$ induced decomposition of 3-azido-1,2,3-triphenylcyclopropene, to form PhCN , $\text{PhC}\equiv\text{CPh}$, $\text{PhCOC}(\text{Ph})=\text{CHPh}$, and 2,3-diphenyl-1-indenone. A different result, formation of triphenylpyrazole, was obtained upon reaction of the isomer 4,5,6-triphenyl-1,2,3-triazine with $\text{Fe}_2(\text{CO})_9$ ³⁸³.

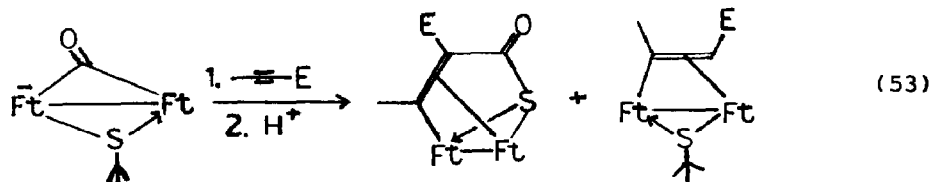


Reaction of **2** with ethene at 7 atm. gave the (μ -vinylidene) complex **81**⁵. Protonation of the zwitterionic (μ -alkylidene) species **82** [made by addition of diethylamine to the (μ -phenylethynyl) precursor] occurred as expected on iron, giving (μ -H)[μ -CH-C(=NET₂⁺)Ph][μ -PPh₂]Fe₂(CO)₆³⁸⁴. Reaction of benzoyl chloride with $\text{Na}_2\text{Fe}(\text{CO})_4$ gave **83**, with a somewhat unusual three-coordinate oxygen atom (X-ray structure)³⁸⁵.

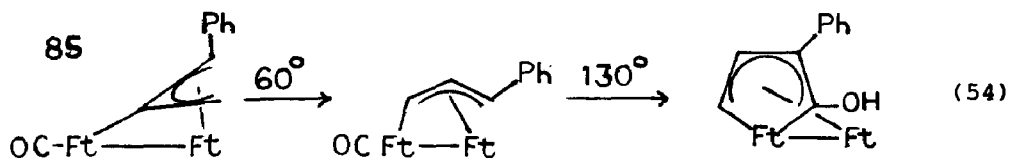
Replacement of two CO ligands in (μ -SMe)[μ -C(OR)S]Fe₂(CO)₆ with first trimethyl phosphite and then deuterated trimethyl phosphite gave a mixture of isotopomers, with the deuterated phosphite on each of the iron atoms. This was taken to indicate rotation of the [μ -C(OR)S] bridge relative to the Fe-Fe bond



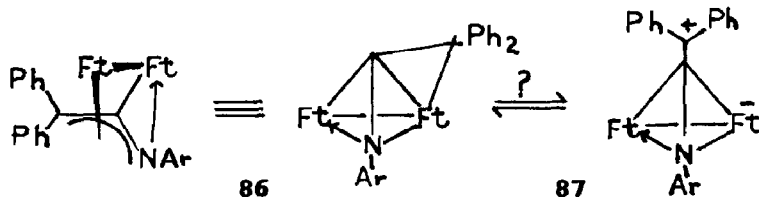
during the substitution process³⁸⁶. Reactions of $\text{Li}[(\mu\text{-RS})(\mu\text{-CO})\text{Fe}_2(\text{CO})_6]$ with electron-deficient alkynes have been studied. An exemplary result is presented in Eq. 53³⁸⁷. Reaction of the same species with ethoxyacetylene followed by acetyl chloride gave **84**. Under other conditions, products with bridging acyl groups, $\text{EtOC}(=\text{CH}_2)\text{-C}(=\text{O})\text{-}$, formed³⁸⁸.



The binuclear "ferratrimethylenemethyl" complex **85**, derived from phenylpropadiene, underwent rearrangements upon heating (Eq. 54), consecutively forming a "ferrabutadiene" and a ferrole com-



plex³⁸⁹. Photolysis of $\text{Fe}(\text{CO})_5$ in the presence of triarylketenimines, $\text{Ph}_2\text{C}=\text{C}=\text{NAr}$, gave principally organic imidazolidinone

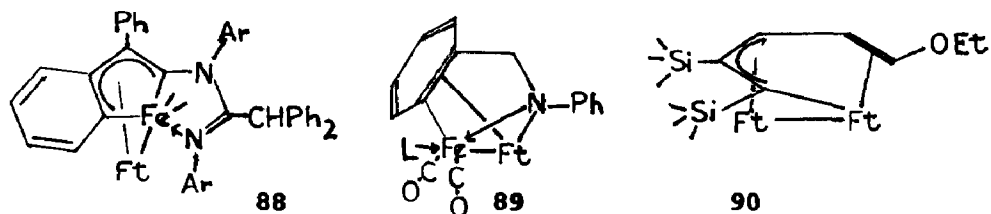


products, accompanied by a 25% yield of **86**³⁹⁰. Fluxional interconversion of the two non-equivalent irons in **86** may be interpretable in terms of intermediate **87**. Reaction of **86** with phosphines gave products with the phosphine on the η^3 -bound iron. In the case of trimethylphosphine, a benzoferrole product also formed³⁹¹.

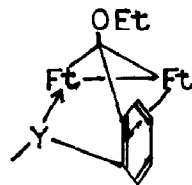
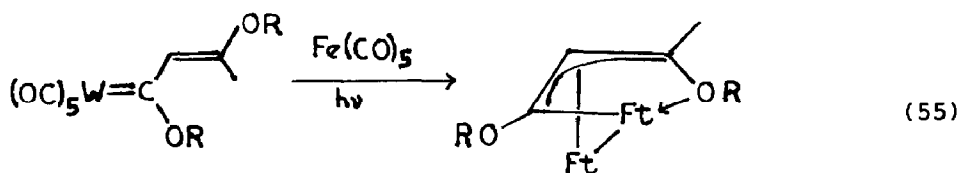
A more elaborate benzoferrole, **88**, resulted directly from reaction of triarylketenimines with $\text{Fe}_2(\text{CO})_9$ ³⁹⁰. Low yields of

ferrole complexes were also formed when $\text{Me}_3\text{SiC}\equiv\text{CNet}_2$ reacted thermally with $\text{Fe}(\text{CO})_5$; with $\text{Fe}_2(\text{CO})_9$, $(\text{Me}_3\text{SiCCNet}_2)\text{Fe}_2(\text{CO})_6$, with a structure probably analogous to **86**, formed¹⁶⁵. The electronic structure of the simplest benzoferrole complex $(\text{OC})_3\text{Fe}(\mu\text{-}\eta^2,\eta^4\text{-C}_6\text{H}_4)\text{Fe}(\text{CO})_3$ has been probed by UV photoelectron spectroscopy and theoretical calculations³⁹².

89 [$\text{L} = \text{CO}$] reacted with triphenylphosphine at 20° to form **89** [$\text{L} = \text{PPh}_3$]. At higher temperatures, decomposition to $(\text{Ph}_3\text{P})_2\text{Fe}(\text{CO})_3$ and $\text{PhCH}=\text{NPh}$ resulted³⁹³. The crystal structure of **90**, the product of reaction of bis(trimethylsilyl)ethyne with $(\mu\text{-COEt})(\mu\text{-CH}=\text{CH}_2)\text{Fe}_2(\text{CO})_6$, has been determined³⁹⁴.



Additional examples of unusual products resulting from attempts to generate metal-carbene complexes were production of **91** [$\text{Y} = \text{O}$ or NMe] from $\omega\text{-MeYC}_6\text{H}_4\text{Li}$ and $\text{Fe}(\text{CO})_5$, followed by Et_3O^+ ³⁷⁴. Reactions of tungsten-carbene complexes with $\text{Fe}(\text{CO})_5$ under photochemical conditions led to hetero- and homo-dimetallic μ -alkylidene complexes. An example is shown in Eq. 55. $(\text{OC})_4\text{W}=\text{C}(\text{OEt})\text{CH}_2\text{CH}_2\text{CH}=\text{CH}_2$ reacted with extensive hydrogen rearrangement to produce a product structurally analogous to those shown first in Equations 52 and 54³⁹⁵.

**91**

(55)

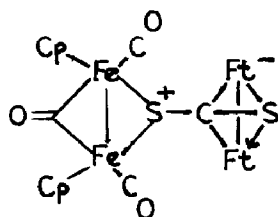
Reaction of anthracene with $\text{Fe}_2(\text{CO})_9$ at -20° with ultrasonic stimulation afforded $(\mu,\eta^3,\eta^3\text{-anthracene})\text{Fe}_2(\text{CO})_6$, a tetramethylenene derivative, not obtainable by thermal means, nor from the known $(1\text{-}4\eta^4\text{-anthracene})\text{Fe}(\text{CO})_3$ ³⁹⁶.

b. Derivatives of $\text{Cp}_2\text{Fe}_2(\text{CO})_4$

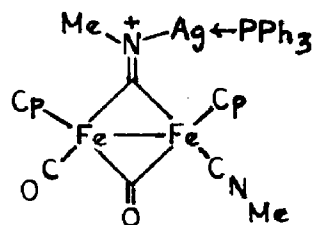
The UV photoelectron spectrum of $[\text{CpFe}(\mu\text{-NO})]_2$ has been obtained and interpreted through use of SCF calculations, which indicated that the electron deficiency created by ionization from

an iron 3d level was compensated for by transfer of charge from the Cp rings³⁹⁷. Electrochemical studies of $[\text{CpFe}(\mu\text{-NO})]_2$ and ring-methylated derivatives have been carried out. Ring methylation made reversible one-electron reduction progressively more difficult. Crystallographic studies showed Fe-Fe distances of 2.326(4) Å in the neutral methylcyclopentadienyl compound, and 2.378(1) Å in the radical-anion, consistent with the odd electron occupying a Fe-Fe antibonding orbital³⁹⁸.

Reaction of FpC(=S)SFp with $\text{Fe}_2(\text{CO})_9$ produced the "double dimer" **92** in 9% yield³⁹⁹. Cleavage of Fp_2 , and its derivatives having 1-4 CNMe groups replacing CO groups, by halogens and mercuric compounds has been studied. With HgY_2 [$\text{Y} = \text{X}, \text{F}, \text{NO}_3, \text{BF}_4$], $\text{CpFe}(\text{CNMe})_2\text{Y}$ and FpHgY cleanly resulted from $[\text{CpFe}(\text{CO})\text{-}(\text{CNMe})]_2$. Intermediates with the electrophile coordinated to a bridging CO or CNMe group were implicated⁴⁰⁰. Reaction of the same compounds with AgY gave isolable intermediates **93** in the case of the bis(isonitrile) compounds. In general, two-electron oxidative cleavage resulted from treatment of dimers with AgX ; in acetonitrile, however, a one-electron process resulted in formation of $\text{CpFe}(\text{CO})(\text{L})(\text{NCMe})^+$ and $\text{CpFe}(\text{CO})(\text{L})^\cdot$ [$\text{L} = \text{CO}$ or CNMe], the latter trappable with CHBr_3 ⁴⁰¹. Reactions of these dimers with $\text{Sn}(\text{IV})$ compounds also resulted in isolable adducts analogous to **93** in many cases. In nucleophilic solvents, breakdown to mono-iron products occurred⁴⁰².



92



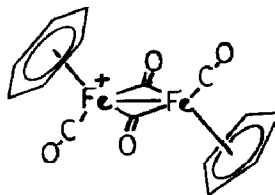
93

Fp_2 and analogs containing one or two isonitriles catalyzed ligand exchange reactions of $\text{Fe}(\text{CO})_5$, and the reactivity could be tuned by modifying the number and type of isonitrile(s)¹⁰⁸. Fp_2 and derivatives have also been used catalytically to incorporate alcohols into triruthenium clusters⁴⁰³, and as chain transfer agents for molecular weight control in free radical polymerizations⁴⁰⁴.

Syntheses of several classes of ring-substituted Fp_2 derivatives, generally by reaction of substituted cyclopentadienes with $\text{Fe}(\text{CO})_5$, have been reported. Examples include derivatives with silyl substituents, $-\text{SiMe}_2\text{OEt}$ and $-\text{CH}_2\text{CH}_2\text{CH}_2\text{Si}(\text{OMe})_3$ ²¹³, with pinene-annulated cyclopentadienyl rings⁴⁰⁵, and the benzannulated (indenyl) compound, $[\eta^5\text{-}(\text{C}_9\text{H}_7)\text{Fe}(\mu\text{-CO})(\text{CO})]_2$ ¹³³. Photolysis of the latter at 77K in an alkane matrix resulted in CO loss, for-

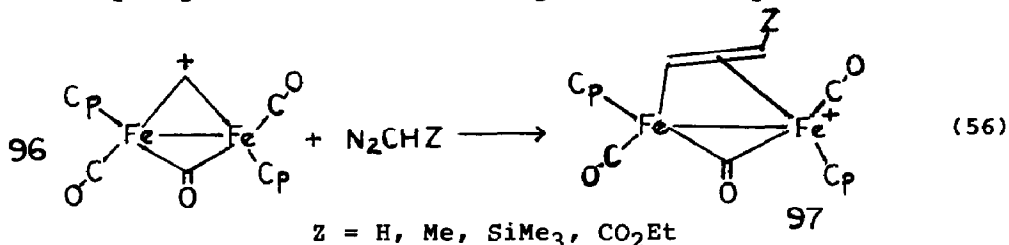
ming $(\eta^5\text{-C}_9\text{H}_7)\text{Fe}(\mu\text{-CO})_3\text{Fe}(\eta^5\text{-C}_9\text{H}_7)^{133}$.

The "open Fp" or "Fop" compound, $(\eta^5\text{-2,4-dimethylpentadienyl})\text{Fe}(\text{CO})_2\text{I}$, has been converted to Fop_2 by reduction with sodium amalgam and to FopFp by reaction with Fp^- ¹⁸⁷. The crystal structure of Fop_2 showed a *cis* structure similar to that of *cis*- Fp_2 , but with the Fe-Fe bond lengthened by 0.08 Å¹⁸⁸. In a similar manner, $(\eta^5\text{-cyclohexadienyl})\text{Fe}(\text{CO})_2\text{I}$ gave the mixed dimer, $(\text{C}_6\text{H}_7)\text{Fe}(\text{CO})(\mu\text{-CO})_2\text{Fe}(\text{CO})\text{Cp}$, along with homodimer $[(\text{C}_6\text{H}_7)\text{Fe}(\text{CO})_2]_2$, on treatment with NaFp . The mixed dimer transferred a hydride ion to Ph_3C^+ to form **94**²⁰².

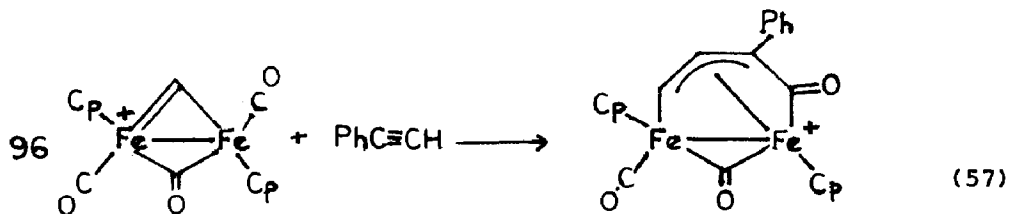
**94**

Photolysis of FpSiMe_3 in the presence of RSiH_3 afforded silylene bridged products, $\text{CpFe}(\text{CO})(\mu\text{-CO})(\mu\text{-SiRH})\text{Fe}(\text{CO})\text{Cp}$. The crystal structure of the product with $\text{R} = \text{tert-butyl}$ was determined²¹⁶.

Fenske-Hall MO calculations have been applied to interpreting the reactivity of methylene- and methyldiene-bridged bimetallic compounds, including $\text{CpFe}(\text{CO})(\mu\text{-CO})(\mu\text{-CH}_2)\text{Fe}(\text{CO})\text{Cp}$ (**95**), $\text{CpFe}(\text{CO})(\mu\text{-CO})(\mu\text{-CH}^+)\text{Fe}(\text{CO})\text{Cp}$ (**96**), and $\text{CpFe}(\mu\text{-NO})_2(\mu\text{-CH}^+)\text{FeCp}$ ⁴⁰⁶. A complex solid state deuterium NMR method applied to 95-d_2 has indicated the charge on the methylene carbon applied to be 0 ± 0.17 electron⁴⁰⁷. Reactions of **96** with diazo compounds produced ($\mu\text{-alkenyl}$) products **97**, as exemplified in Eq. 56. **97** [$\text{Z} =$



CO_2Et] added nucleophiles at the ester-bearing carbon, and underwent reductive dimerization at the same position when treated with aqueous NaHCO_3 in acetone⁴⁰⁸. **96** reacted with alkynes to form $(\mu\text{-}\eta^1, \eta^4\text{-dienonyl})$ complexes (Eq. 57)⁴⁰⁹. The ($\mu\text{-propyli-$



dyne) complex, $\text{CpFe}(\text{CO})(\mu\text{-CO})(\mu\text{-CEt})\text{Fe}(\text{CO})\text{Cp}^+$ reacted with $\text{Me}_3\text{Si-N}_3$ under a CO atmosphere to form EtCN , Fp_2 , and $\text{CpFe}(\text{CO})(\mu\text{-CO})(\mu\text{-}$

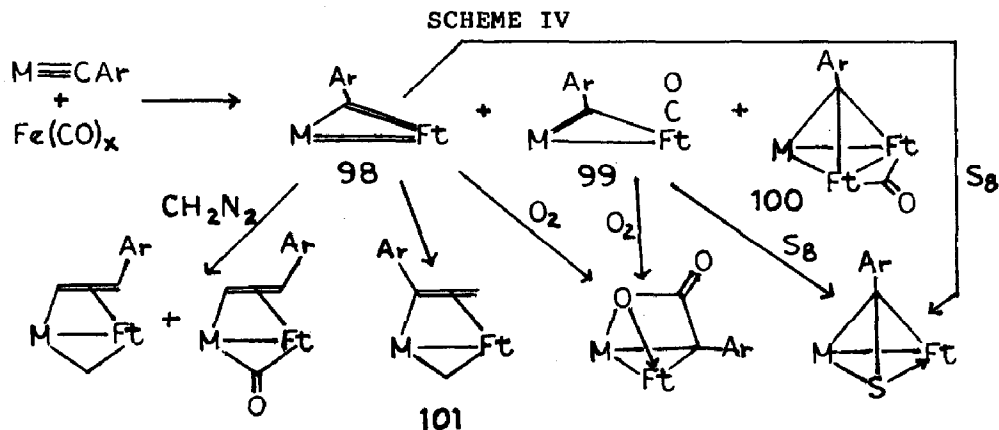
C=CHMe)Fe(CO)Cp. Similar reactions were observed for two other alkylidyne complexes⁴¹⁰.

c. Heterobimetallic Compounds

Fp-MCp₃ [M = U, Th] were prepared by reaction of Cp₃MCl with NaFp²⁰⁵. The M-Fe bonds were readily protonolyzed by CF₃CH₂OH or acetone, forming FpH²⁰⁵. FpH reacted with Ti(NMe₂)₄ to afford Fp-Ti(NMe₂)₃, which had a Fe-Ti bond length of 2.567(2) Å, and ligand dispositions which suggested some π-character in the Fe-Ti bond⁴¹¹.

(OC)₃M(μ-DPPM)₂Fe(CO)₃ [M = Cr, Mo, W] have been prepared, and the molybdenum example has been characterized by X-ray crystallography, which indicated a weak Fe→Mo bond of 3.047(5) Å length. Protonation with HBF₄ gave a product with a terminal M-H bond⁴¹². (OC)₄Fe(μ-DPPM)Mo(CO)₄, like its doubly-bridged analog, also showed a weak [3.024(5) Å] Fe→Mo bond⁴¹³.

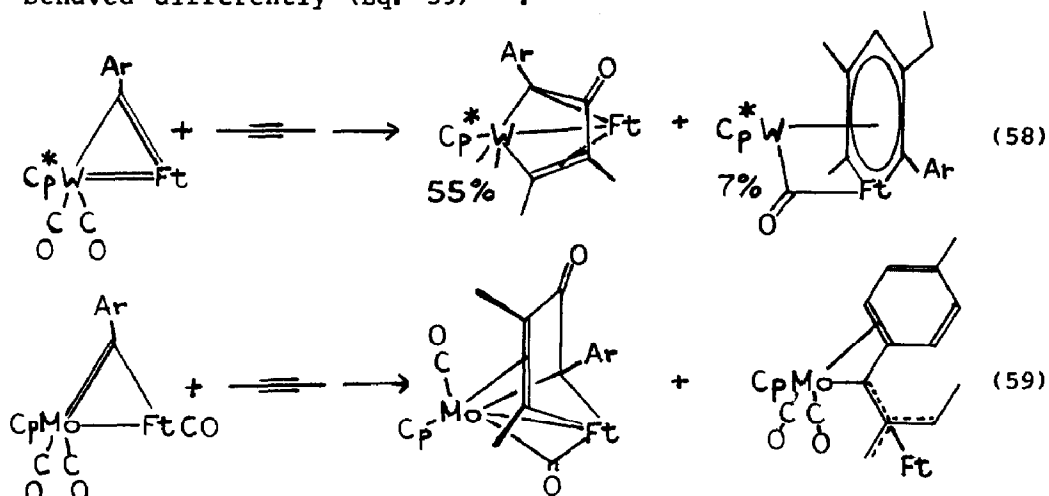
Several full papers from the Bristol group have described the chemistry of compounds derived from coordinating the formal triple bond of CpM(CO)₂≡C-Ar [M = Group 6 metal, Ar = p-tolyl] with iron carbonyl groups. Scheme IV summarizes a number of the types of compounds and transformations reported. Formation of 98-100, and the reactions of 98 were most extensively described



for the case M = Cp*W(CO)₂⁴¹⁴. For the case M = CpMo(CO)₂, reaction with Fe₂(CO)₉ gave only the more saturated product 99 and the trimetallic cluster 100.⁴¹⁵ Reaction of 99 with oxygen occurred as shown in Scheme IV; reaction with sulfur gave not only the product shown there, but also an analog of the oxygenation product, with bridging S instead of O⁴¹⁶. Products 98 and 99 having M = [hydrotris(pyrazolyl)borate]Mo(CO)₂ have also been prepared from the alkylidyne precursors⁴¹⁷. Reaction of 99 [M =

$\text{CpMo}(\text{CO})_2]$ with trimethylphosphine yielded monosubstitution of phosphine for iron-bound CO. The phosphine-substituted analogs of **98** and **99** interconverted readily with gain or loss of a CO ⁴¹⁸.

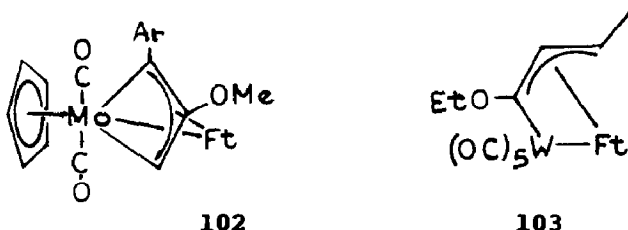
98 [$\text{M} = \text{Cp}^*\text{W}(\text{CO})_2$] reacted with diphenylacetylene at 85° to afford $(\text{OC})_3\text{Fe}[\mu, \eta^3, \eta^2\text{-C}(\text{Ar})\text{C}(\text{Ph})\text{C}(\text{Ph})]\text{M}$. Reaction with 2-butyne proceeded at 0° as shown in Eq. 58⁴¹⁹, but **99** [$\text{M} = \text{CpMo}(\text{CO})_2$] behaved differently (Eq. 59)⁴²⁰.



Reactions of **98** [$\text{M} = \text{Cp}^*\text{W}(\text{CO})_2$] with diazomethane were shown in Scheme IV⁴¹⁴. Diazomethane reacted with **99** [$\text{M} = \text{CpMo}(\text{CO})_2$] at room temperature to produce **101** (Scheme IV), but at -40° , **102** resulted⁴²¹. The diverse results obtained from the CpMo systems as compared to the superficially similar Cp^*W analogs suggest to this reviewer that boring predictability is not yet at hand.

Lending further support to this view are studies of the reaction of anionic $(\eta^5\text{-Me}_2\text{C}_2\text{B}_9\text{H}_9)\text{W}(\text{CO})_2\equiv\text{CAR}^-$ with iron carbonyls. Depending on the aryl group and amount of CO present, products formed included an unsaturated species analogous to **98**, a product with iron σ -bonded to a boron of the carborane ligand, and a trimetallic species with two such Fe-B bonds^{422, 423}.

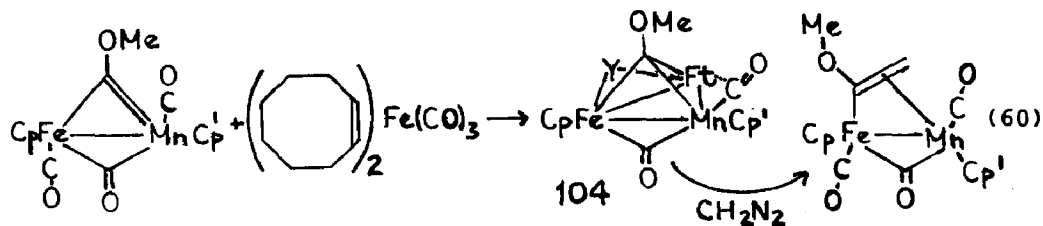
The terminal tungsten-carbene complex $(\text{OC})_5\text{W}=\text{C}(\text{OEt})\text{CH}=\text{CHMe}$ was converted to the bridging alkenylidene complex **103** upon photoreaction with $\text{Fe}(\text{CO})_5$ ³⁹⁵. Reaction of Se_4^{2+} with $\text{Fe}_2(\text{CO})_9$ and $\text{W}(\text{CO})_6$ yielded the tetrahedrane-like cluster, $(\text{OC})_3\text{Fe}(\mu_2, \eta^2\text{-Se}_2)\text{Mo}(\text{CO})_5^{2+}$, characterized by X-ray crystallography⁴²⁴.



Turning to comparatively straightforward Group 7-iron compounds, $\text{Fe}(\text{CO})_4(\text{DPPM})$ was converted to $(\text{OC})_4\text{Fe}(\mu\text{-DPPM})\text{Mn}(\text{CO})_3\text{Br}$ by reaction with $\text{BrMn}(\text{CO})_5$. The product reversibly added CO with rupture of the Fe-Mn bond⁴¹³.

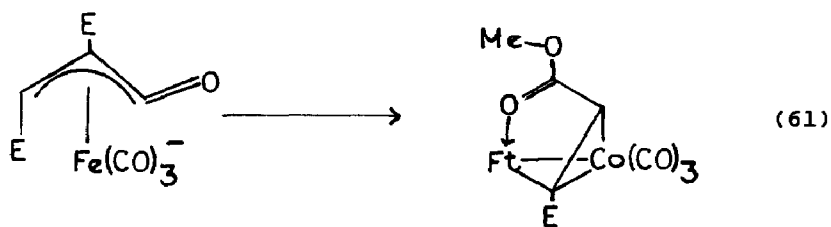
Irradiation of $\text{Fp}^*\text{-Mn}(\text{CO})_5$ at low temperature led to CO loss, forming (presumably) $\text{Cp}^*\text{Fe}(\text{CO})(\mu\text{-CO})\text{Mn}(\text{CO})_4[\text{Fe}=\text{Mn}]$. Reaction with phosphines resulted exclusively in addition to Mn. The resulting $\text{Fp}^*\text{Mn}(\text{CO})_4\text{PPh}_3$ was labile with respect to thermal Fe-Mn bond cleavage⁴²⁵. Thermal reaction of RNC [R = tert-butyl, 2,4-dimethylphenyl] with $\text{FpMn}(\text{CO})_5$ resulted in formation of $\text{CpFe}(\text{CO})\text{-}(\text{CNR})_2^+ \text{Mn}(\text{CO})_5^-$, with substitution on iron rather than manganese, in contrast to the foregoing photochemical results. However, reaction of $\text{FpMn}(\text{CO})_5$ with Me_3NO in acetonitrile gave the manganese-substituted product, $\text{FpMn}(\text{CO})_4(\text{NCMe})$ ⁴²⁶, quite possibly via the analogous unsaturated intermediate, formed upon CO loss. Substitution reactions of the rhenium compound $\text{FpRe}(\text{CO})_5$ occurred exclusively at rhenium, whether conducted thermally (90°) or with Me_3NO ⁴²⁷.

Reaction of $\text{CpFe}(\text{CO})(\mu\text{-CO})(\mu\text{-COMe})\text{Mn}(\text{CO})\text{Cp}'$ [$\text{Cp}' = \text{C}_5\text{H}_4\text{Me}$] with "Grevels' reagent" (Eq. 60) gave a trinuclear Fe_2Mn cluster, **104** [Y = CO], which upon reaction with diazomethane gave (in part) the (μ -methoxyvinyl) product shown⁴²⁸. The overall reaction amounted to addition of a methylene group to the initial C=Mn bond. When $\text{CpMn}(\text{CO})_2(\eta^2\text{-HC}\equiv\text{CCH}_2\text{OH})$ was allowed to react with $\text{Fe}_2(\text{CO})_9$, the product was the trimethylenemethyl analog **105** (X-ray structure)⁴²⁹.

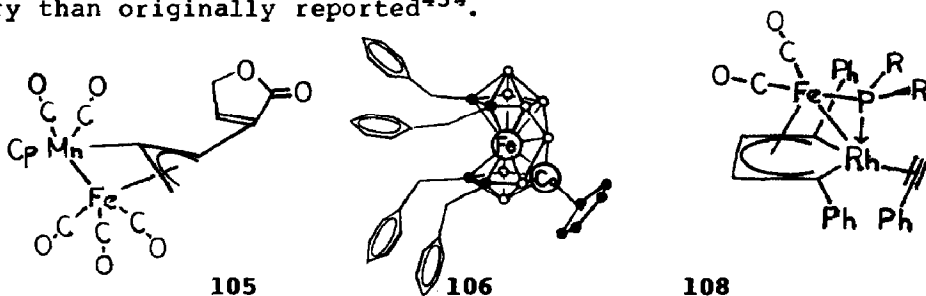


Preparation of the Fp_2 analog, $\text{CpFe}(\text{CO})(\mu\text{-CO})_2\text{Co}(\text{CO})(\eta\text{-C}_4\text{H}_4\text{BPh})$ has been reported³¹⁸. Equation 61 shows the reaction of a diester-substituted allyliron tricarbonyl anion with $\text{Co}_2(\text{CO})_8$ to form a bridged Fe-Co product. The monoester [$\eta^3\text{-CH}_2\text{C}(\text{CO}_2\text{Me})\text{C}=\text{O}[\text{Fe}(\text{CO})_3]^-$] reacted to form the simpler (μ -ethenyl) product, $(\text{OC})_4\text{Fe}[\mu\text{-C}(\text{CO}_2\text{Me})=\text{CH}_2]\text{Co}(\text{CO})_3$ ⁴³⁰. Reaction of **70** with $\text{CpCo}(\text{CO})_2$ resulted in attachment of cobalt, to form **106**, with a $\text{Co}\rightarrow\text{Fe}$ donor bond⁴³¹.

Synthesis and structure of $(\text{OC})_4\text{Fe}(\mu\text{-DPPM})\text{Rh}(\text{CO})\text{Cl}$, **107**, have been reported. The $\text{Fe}\rightarrow\text{Rh}$ bond length was $2.699(4) \text{ \AA}$ ⁴³². Reaction of the conjugate base of $(\text{R}_2\text{PH})_2\text{Fe}(\text{CO})_3$ [R = tert-butyl] with $[\text{Rh}(\eta^4\text{-1,5-cyclooctadiene})\text{Cl}]_2$ resulted in formation of

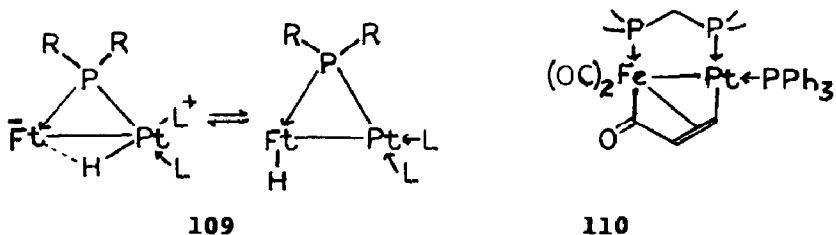


$(R_2PH)(OC)_2Fe(\mu-CO)(\mu-PR_2)Rh(COD)(Fe-Rh)$. This, upon reaction with phenylacetylene, formed a rhodacyclopentadienyl complex, **108**⁴³³. Crystal structures of both products were reported; that of the first product was subsequently found to have higher symmetry than originally reported⁴³⁴.



Compounds with formal iron-nickel double bonds resulted when $Na_2Fe(CO)_4$ reacted with $(RPh_2P)_2NiCl_2$, giving $(RPh_2P)_2Ni=Fe(CO)_4$ or $(RPh_2P)_2Ni=Fe(CO)_3(PRPh_2)$, depending on the mole ratio of the reactants. These unsaturated substances reacted with diphenylacetylene or azobenzene to give 1:1 adducts of uncertain structure⁴³⁵.

$IFe(CO)_2(\mu-DPPM)_2PdI$ was formed by reaction of **10** with $Pd(\text{dibenzylideneacetone})_2$. The terminal ligands on iron were readily displaced by acetonitrile, and protonation gave a $(\mu-H)$ species⁵⁹. Oxidative addition of $(R_2PH)Fe(CO)_4$ to $L_2Pt(C_2H_4)$ [$L = Et_3P, Ph_3P, (PhO)_3P$] gave **109**, in which equilibration between terminal and bridged hydride could be observed in solution⁴³⁶. The synthesis and structure of $(OC)_3Fe(\mu-DPPM)(\mu-CO)PtBr_2$ and $(OC)_3Fe(\mu-DPPM)(\mu-I)PtI$ have been reported⁴³⁷. The electron-rich $(OC)_3Fe(\mu-DPPM)(\mu-CO)Pt(PPh_3)$ (made by reduction of the dichloride in the presence of triphenylphosphine) readily added allene or acetylene, forming **110** in the latter case. *p*-Tolylacetylene added to give both regioisomers⁴³⁸.



10. TRINUCLEAR CLUSTER COMPOUNDS

a. Tri-iron Clusters

A statistical analysis of M_3 clusters of Groups 8 and 9 from the Cambridge Crystal Structure Database has shown a very pronounced tendency toward the "magic number" of 48 valence electrons expected for a closed triangular array⁴³⁹.

The structure of $Fe_3(CO)_{12}$ in solution has been studied by EXAFS. In alkane solution, an all-terminal arrangement of CO's was indicated (mean Fe-Fe distance 2.65 Å), whereas in methylene chloride increased bridging reduced the mean Fe-Fe distance to 2.59 Å⁴⁴⁰. Variable temperature ³¹P and ¹³C NMR studies of $Fe_3(CO)_{10}L_2$ [L = P(OMe)₃, P(OPh)₃] showed several 1,2-isomers. A role was suggested for mobility of phosphite ligands in higher temperature isomerization processes⁴⁴¹. IR spectra of $Fe_3(CO)_{12}$ impregnated on carbon black have indicated the formation of some $Fe(CO)_5$, but not the $HFe_3(CO)_{11}^-$ commonly formed on silica⁴⁴².

Laser-ion beam photodissociation studies of $Fe_3(CO)_{12}$ showed the formation of $Fe_3(CO)_{5-12}^+$ by consecutive losses of CO, with little disruption of Fe-Fe bonds⁴⁴³. Likewise 366-nm photolysis of $Fe_3(CO)_{12}$ in 90 K glasses led only to CO loss; the $Fe_3(CO)_{11}$ formed added ethene or triphenylphosphine. At longer wavelength (>540 nm), no photochemistry was observable in glasses at 90 K, but photofragmentation occurred at 298 K in the presence of ethene; the products were $Fe(CO)_n(C_2H_4)_{5-n}$ [n = 3-5]⁴⁴⁴.

$Fe_3(CO)_{12}$ was reduced to $HFe_3(CO)_{11}^-$ by N-benzyl 1,4-dihydronicotinamide⁴⁴⁵. The stretching frequency of the bridging CO in dialkylammonium salts of that anion has been found to be highly solvent-dependent due to hydrogen-bonding in ion pairs. In the crystal, the di(isopropyl)ammonium salt showed hydrogen bonds to the bridging CO and a terminal CO⁴⁴⁶. The kinetics of deprotonation of $(\mu-H)(\mu_3-SCMe_3)Fe_3(CO)_9$ by amines, to form ion pairs, has been studied. The fastest rates and largest isotope effects were found for the least hindered bases⁴⁴⁷.

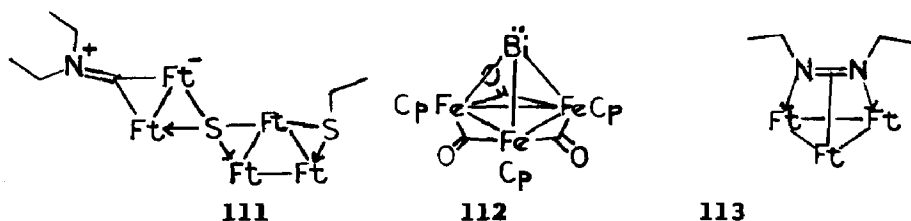
It has been suggested that reaction of $Fe_3(CO)_{12}$ with CO to form $Fe(CO)_5$ requires catalysis by electron-transfer; a mechanistic scheme has been proposed⁴⁴⁸. Reductive carbonylation of 2-methyl-2-nitrosopropane and nitronate salts, to form isocyanates via nitrene complexes, also involved radical anion species such as $Fe_3(CO)_{11}^-$ ⁴⁴⁹.

111 resulted, along with 79, when $Fe(CO)_5$ and $Et_2NC(=S)SEt$ reacted photochemically³⁷⁷.

Photodecarbonylation of Fp_3Bi led to the bismuth-capped Fe_3 cluster 112²³². Reaction of azoethane with "Grevels' reagent,"

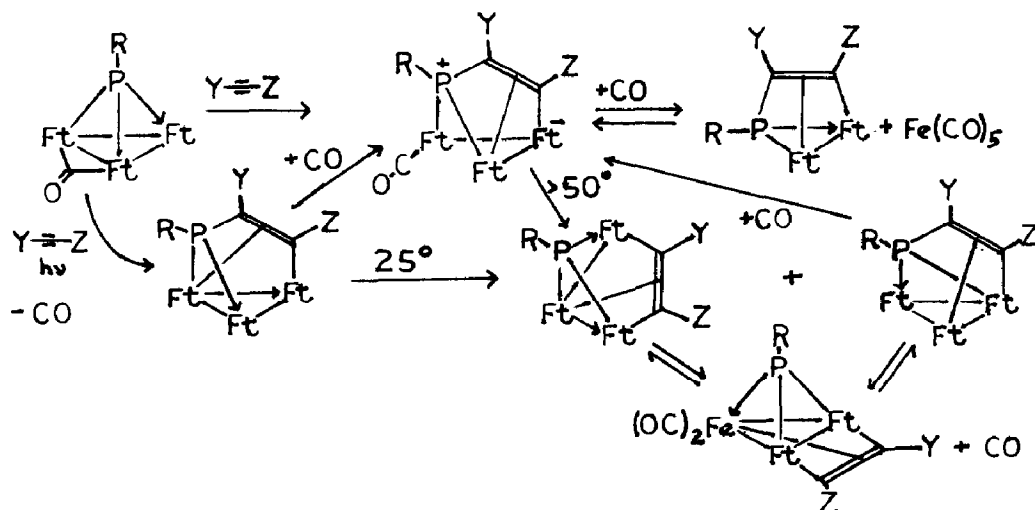
bis(cyclooctene)tricarbonyliron, gave **113**, in which the azoethane functioned as a six-electron ligand to the closed Fe_3 cluster. Heating **113** at 120° caused rearrangement to the open cluster $(\mu_3\text{-NEt})_2\text{Fe}_3(\text{CO})_9$, having two four-electron nitrene ligands, in 75% yield⁴⁵⁰.

Several papers from the Huttner group have described the

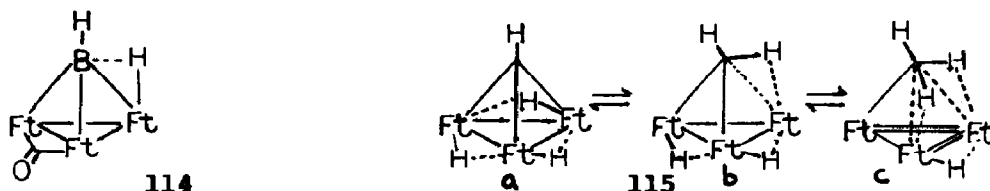


chemistry of $(\mu_3\text{-PR})(\mu\text{-CO})\text{Fe}_3(\text{CO})_9$ derivatives, especially reactions with alkynes. They have recommended negative ion mass spectrometry for characterization of metal clusters in general, with examples drawn especially from these $(\mu_3\text{-PR})$ clusters⁴⁵¹. A summary of many of the transformations which occur in reactions with alkynes appears here as Scheme V. Thermal reactions of terminal alkynes with $(\mu_3\text{-PR})\text{Fe}_3(\text{CO})_{10}$ [R and Z = various alkyl and aryl groups; Y = H] gave $(\mu\text{-RP-CH=CZ})\text{Fe}_3(\text{CO})_{10}$ products⁴⁵². Photoreaction gave three types of isomeric products, depending on R, Y, Z, and reaction conditions⁴⁵³. The initially formed photo-product shown in Scheme V was stable only for R = mesityl⁴⁵³ or diethylamino⁸⁸. Interconversions among the various products were described in terms of "tandem isomerization," involving interconversion of pentagonal pyramidal and trigonal prismatic $\text{Fe}_3\text{C}_2\text{P}$ skeletons by movement of pairs of atoms⁴⁵⁴. Reactions of various products with trimethyl phosphite were also described⁴⁵⁴.

SCHEME V

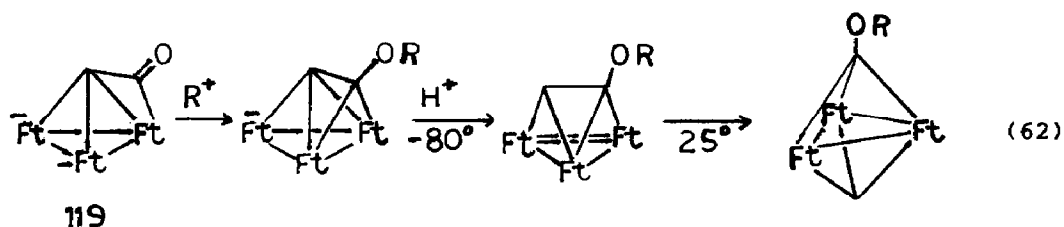


Reaction of $B_2H_5Fe_2(CO)_6^-$ with nonacarbonyldiiron gave $H_2BF_3(CO)_{10}^-$, **114**³⁵⁶. $Fe_3(CO)_9CH_4$, **115**, has been found to exist in solution as three tautomers of similar energy. The conjugate base formed by deprotonation of the tautomeric mixture had one $Fe\cdots H\cdots Fe$ interaction. Reprotonation at low temperature formed



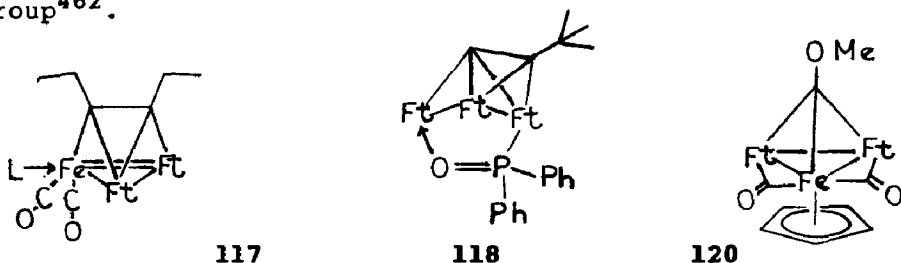
tautomer **115c**, which most closely resembled the anion in structure⁴⁵⁵. Direct interconversion of $(\mu-H)_3(\mu_3-CMe)Fe_3(CO)_9$, **116**, (structurally similar to **115a**) and $(\mu-H)(\mu-CO)(\mu_3-CMe)Fe_3(CO)_9$ under 1-4 atm. of hydrogen or CO has been observed. Indirect conversion also occurred as a consequence of deprotonation of the trihydride, spontaneous H_2 loss from the anion, reprotonation, and carbonylation⁴⁵⁶. UV-Photoelectron spectroscopy of **116** and $(\mu-H)(\mu_3-H_3BR)Fe_3(CO)_9$ has been interpreted in light of structural data and Fenske-Hall calculations, and interactions of main group element-iron bonding, hydrogen bridging, and charge assessed⁴⁵⁷.

Thermal reaction of **117** [L = CO] with triphenylphosphine gave **117** [L = PPh_3], a displacement reaction rather than the simple addition that might be expected from the unsaturated nature of **117**⁴⁵⁸. Reaction of $Ph_2P(O)C\equiv C-CMe_3$ with $Fe_2(CO)_9$ proceeded with bifurcation of the C-P bond, to form **118**⁴⁵⁹. The ketenylidene cluster $Fe_3(CO)_9(\mu_3-CCO)^{2-}$, **119**, reacted with "hard" electrophiles (acetyl chloride, ethyl and methyl triflate) at the bridging CO group (Eq. 62), to form an alkoxyacetylide ligand.



Low temperature protonation gave an unstable, unsaturated alkyne complex, which readily underwent scission upon warming to room temperature to afford a saturated bis(alkylidyne) $Fe_3(CO)_9$ complex⁴⁶⁰. Extended Hückel calculations have been carried out on **119** and its ruthenium and osmium analogs in an effort to understand why the iron and osmium species have the ketenylidene CO bridging the C-M bond, whereas the ruthenium species has three

(μ -CO) bridges and a nearly perpendicular ketylidene group⁴⁶¹. The crystal structure of **120** has been determined, and calculations performed on the rotational orientation of the COME group⁴⁶².

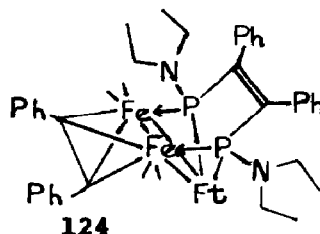
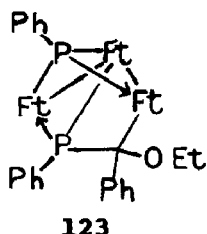
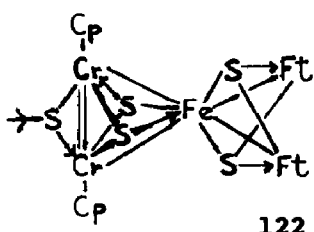


Substitution reactions of the bicapped triangular clusters (μ_3 -Y)(μ_3 -Z)Fe₃(CO)₉ **121** [Y, Z = S, Se, NPh, PPh] occurred readily under condition of electron-transfer catalysis. Control of reduction potentials allowed clean selection of mono- or di-substitution of phosphite for CO. Mechanistic details were significantly affected by the nature of Y and Z: in contrast to the phosphinidene clusters, whose radical anions underwent fission of a Fe-P bond, the other clusters showed loss of a CO as the rate-determining step following one-electron reduction⁴⁶³.

Reaction of **121** [Y = Z = S] with benzotriazole in the presence of oxygen resulted in destruction of the cluster, with formation of [(C₆H₄N₃)₂FeOH]_n⁴⁶⁴. Reaction of **121** [Y = Z = S] with CpCr(μ -S)(μ -SCMe₃)₂CrCp resulted in displacement of all three carbonyl groups from one iron, forming **122**⁴⁶⁵. Strong nucleophiles such as Et₃BH⁻, alkyl-lithiums, and sodium methoxide attacked a CO group of **121** [Y = Z = NPh] to afford acyl-cluster anions. Ethylation of the benzoyl cluster anion afforded the usual carbene complex (X-ray structure). Exposure of the carbene complex to air resulted in formation of PhN=C(OEt)Ph by formal coupling of carbene and nitrene ligands. The bis(phosphinidene) cluster **121** (Y = Z = PPh) reacted similarly with phenyl-lithium to give the benzoyl cluster anion, but ethylation gave **123** rather than the expected carbene complex⁴⁶⁶.

A very low yield of **121** [Y = Z = NPh] was obtained from reaction of azobenzene with Fe₃(CO)₁₂⁴⁶⁷; a result which contrasts dramatically with that previously cited, involving use of azoethane and "Grevels' reagent"⁴⁵⁰. **121** [Y = Z = PNET₂], produced by reaction of (Et₂NPCl₂)Fe(CO)₄ with Fe₂(CO)₉, underwent photochemical addition of diphenylacetylene across the phosphorus centers. Further photochemical substitution incorporated an additional acetylene in place of two CO groups, forming **124**⁸⁸.

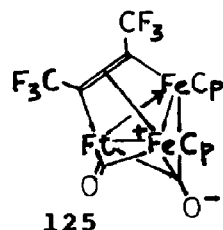
Reaction of R₂NP=NR [R = SiMe₃] with Fe₃(CO)₁₂ produced, along with the aforementioned **74**, two tri-iron products, **121** [Y = PNR₂, Z = RN=POR] and (μ -CO)(μ_3 -PNR₂)Fe₃(CO)₉³⁶⁰. Bis(phosphini-



dene) complexes **121** [$Y = Z = \text{PR}$] resulted when RPCl_2 [$R = \text{mesityl}$ or trimethylsilylmethyl] reacted with $\text{Na}_2\text{Fe}(\text{CO})_4$ ⁷⁸.

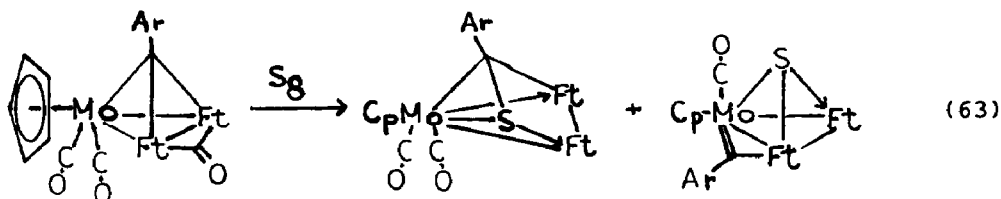
Bismuth-containing clusters were prepared by reaction of $\text{Bi}[\text{Fe}(\text{CO})_4^-]_3$ with BiCl_3 to form $(\mu\text{-CO})(\mu_3\text{-Bi})\text{Fe}_3(\text{CO})_9^-$ and $(\mu_3\text{-Bi})(\mu_3\text{-Bi}\rightarrow\text{Fe}(\text{CO})_4)\text{Fe}_3(\text{CO})_9^{2-}$. The former anion was oxidized by $\text{Cu}(\text{II})$ to **121** [$Y = Z = \text{Bi}$], which underwent reversible reduction with one or two electrons and addition of $\text{Fe}(\text{CO})_4^{2-}$ to yield the aforementioned $(\mu_3\text{-BiFe}(\text{CO})_4)$ dianion⁴⁶⁸.

The dianion $(\mu_3\text{-CO})(\mu_3\text{-Ge-Fe}(\text{CO})_4)\text{Fe}_3(\text{CO})_9^{2-}$ was prepared by reaction of GeI_2 with $\text{Fe}_2(\text{CO})_8^{2-}$. The crystal structure of the tetraethylammonium salt was determined. Oxidation gave the spirocycle $\text{Ge}[\text{Fe}_2(\text{CO})_8]_2$ (See Eq. 44)³⁵⁸. The electronic structure of $(\mu_3\text{-CF})_2\text{Fe}_3(\text{CO})_9$ has been studied by photoelectron spectroscopy and DV-X α calculations⁴⁶⁹. **125** resulted from reaction of $\text{CpFe}(\text{CO})[\mu\text{-C}(\text{CF}_3)=\text{C}(\text{CF}_3)\text{SMel}_2\text{-FeCp}(\text{CO})]$ with $\text{Fe}_3(\text{CO})_{12}$ in refluxing toluene. Several other products, including Fp_2 , FpMe , and $(\text{OC})_3\text{Fe}(\mu\text{-C}(\text{CF}_3)=\text{C}(\text{CF}_3)\text{S})\text{Fe}(\text{CO})_3$, were also isolated⁴⁷⁰.



b. Fe_2M Clusters

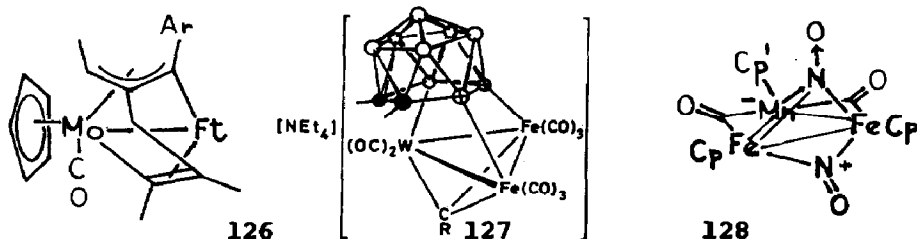
Formation of clusters **100** has been described in Scheme IV. As may be expected, the optimum yields of the trimetallic clusters were obtained using excess $\text{Fe}_2(\text{CO})_9$ in reaction with $\text{M}\equiv\text{CAR}$ [$M = \text{Cp}^*\text{W}(\text{CO})_2$ or $\text{CpMo}(\text{CO})_2$; $\text{Ar} = p\text{-tolyl}$]^{414,416}. Reaction of **100** [$M = \text{CpMo}(\text{CO})_2$] with sulfur occurred with insertion of S into metal-metal bonds as shown in Eq. 63⁴¹⁶. Phosphine-substituted



100 [$M = \text{CpMo}(\text{CO})(\text{PMe}_3)$] was obtained both by reaction of **100** [$M = \text{CpMo}(\text{CO})_2$] with trimethylphosphine or by reaction of $\text{Fe}_2(\text{CO})_9$ with $\text{CpMo}(\text{CO})(\text{PMe}_3)\equiv\text{CAR}$ ⁴¹⁸. Reactions of these trimetallic

clusters **100** with alkynes resulted in cluster fragmentation, with bimetallic FeM clusters the usual products^{419,420}. The "flyover" product **126**, from reaction of 2-butyne with **100** [M = CpMo(CO)₂], is an example. The compound **127** resulted when (η^5 -Me₂C₂B₉H₉)-W(CO)₂≡CR⁻ [R = Me, Ph, *p*-tolyl] reacted with Fe₂(CO)₉, demonstrating the role of the carborane as a "non-spectator ligand"⁴²³.

Eq. 60 showed the formation of the Fe₂Mn cluster **104** [Y = CO]. Reaction of this product with excess diazomethane gave not only the (μ -methoxyvinyl) product shown in Eq. 60, but also **104** [Y = CH₂]. Thermal decomposition of the latter, or reaction with CO or PPh₃ resulted in formation of (μ -C(OMe)=CH₂) bimetallic complexes⁴²⁸. Cycloaddition of Cp'Mn(CO)₂ [Cp' = methylcyclopentadienyl] to CpFe(μ -NO)₂FeCp gave the μ_3 -NO cluster **128** in 76% yield. **128** reversibly underwent one-electron reduction and one-electron oxidation under electrochemical conditions. Attempted preparative oxidation by Ag⁺, however, yielded only the μ_3 NH⁺ derivative of **128**, in low yield. Crystal structures of **128** and **128**⁻ showed an increased Fe-Fe bond length in the reduced form (2.605 Å vs. 2.441 Å)⁴⁷¹.

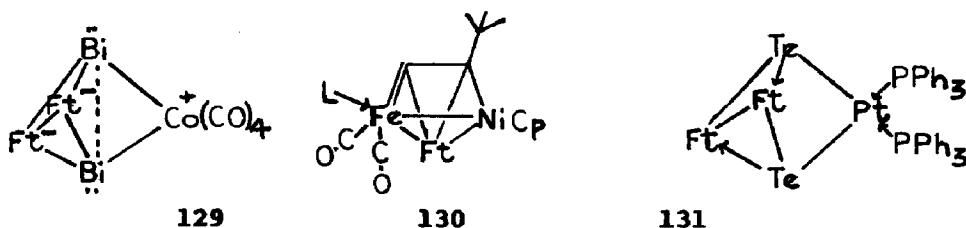


Fe₂Ru(CO)₁₂ underwent substitution by triphenylphosphine or trimethyl phosphite by a dissociative mechanism, with the first substitution occurring at ruthenium. The mixed-metal cluster was more reactive than either Fe₃- or Ru₃(CO)₁₂⁴⁷².

Trimethylphosphine displaced CO from the ketylenylidene ligand of Fe₂Co(CO)₉(μ_3 -CCO)⁻, giving Fe₂Co(CO)₉(μ_3 -C-PMe₃)⁻. Protonation produced a (μ -H)[Fe-Fe] neutral product⁴⁷³. Crystal structures of Hg[Fe₂M(μ_3 -COMe)(CO)₇Cp], where M = Co or Rh, differed from each other. In the cobalt compound, the mercury bridged the Ft-Ft bond, and the cobalt held a terminal carbonyl ligand. In the rhodium compound, the mercury bridged one Rh-Ft bond, and a carbonyl group bridged the other. In solution, a polytopal rearrangement of the mercury around the edges of the Fe₂Rh triangle was indicated⁴⁷⁴. Reaction of Bi₂Fe₃(CO)₉ [121, Y = Z = Bi] with Co(CO)₄⁻ produced the cluster anion **129**⁴⁶⁸.

Reaction of **130** [L = CO] with triphenylphosphine resulted in substitution, forming **130** [L = PPh₃], rather than addition⁴⁵⁸. **121** [Y = Z = Te] reacted with Pt(PPh₃)₄ to yield **131**⁴⁷⁵.

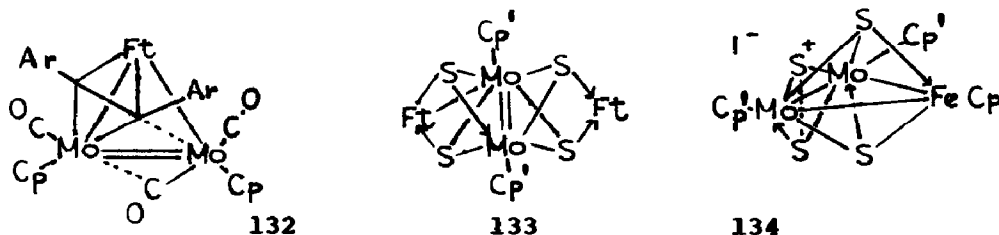
Electrochemical reduction of $(\text{Ph}_3\text{P})(\text{L})\text{PtFe}_2(\text{CO})_8$ proceeded similarly to that of $\text{Fe}_3(\text{CO})_{12}$, to give a radical-anion and then



a dianion, with the potentials affected by the ligand L bonded to platinum⁴⁷⁶. A number of DPPM-bridged trimetallic clusters have been synthesized by reaction of $(\text{DPPM})\text{PtCl}_2$ with $\text{Fe}_2(\text{CO})_9$ or $\text{Fe}_2(\text{CO})_8$ ²⁻ 477.

c. FeM_2 Clusters

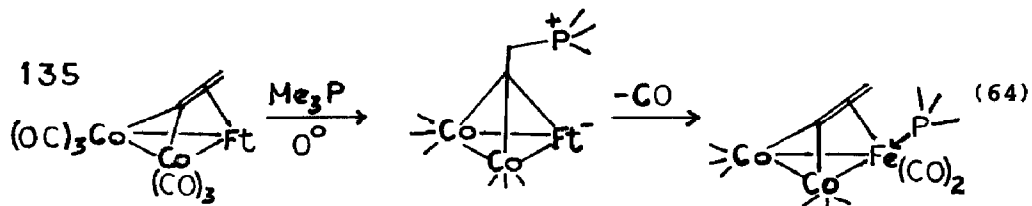
Reaction of $(\text{C}_8\text{H}_{14})_2\text{Fe}(\text{CO})_3$ with two equivalents of $\text{CpMo}(\text{CO})_2$ Ar [Ar = *p*-tolyl] at -40° afforded a labile 48-electron complex, $[\text{CpMo}(\text{CO})_2]_2(\mu\text{-ArCCAr})\text{Fe}(\text{CO})_3$, which lost CO at temperatures above -20° to form unsaturated 132⁴¹⁵. Reaction of 132 with trimethylphosphine resulted in replacement of a Fe-bound CO⁴¹⁸. A sulfur-bridged FeMo_2 cluster, 133, resulted when $[\text{Cp}'\text{MoS}(\text{SH})]_2$ reacted photochemically with $\text{Fe}(\text{CO})_5$. With FpI , the result was formation of 134⁴⁷⁸.



CO dissociation occurred more readily from $\text{Ru}_2\text{Fe}(\text{CO})_{12}$ than from the tri-iron or triruthenium dodecacarbonyls. Trimethyl phosphite or triphenylphosphine reacted cleanly to displace one CO from each Ru⁴⁷².

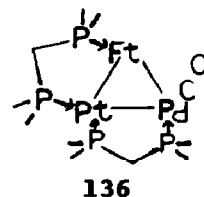
A tricarbonylcobalt vertex of the tetrahedral cluster $(\mu_3\text{-CPh})\text{Co}_3(\text{CO})_9$ was replaced by a tricarbonyliron anion upon reaction with $\text{Fe}(\text{CO})_4^{2-}$. The structures of the protonated and aurated derivatives of $(\mu_3\text{-CPh})\text{Co}_2\text{Fe}(\text{CO})_9^-$ showed the proton or Ph_3PAu moiety on a Fe-Co edge⁴⁷⁹. Trimethylphosphine added initially to the vinylidene ligand of $(\mu_3\text{-C=CH}_2)\text{Co}_2\text{Fe}(\text{CO})_9$, 135, but rearranged to the iron upon warming (Eq. 64)⁴⁸⁰. The same ligand, trimethylphosphine, added to iron and cobalt atoms of $(\mu_3\text{-PMe})\text{Co}_2\text{Fe}(\text{CO})_9$ or $(\mu_3\text{-PMe})\text{CoFeWCp}(\text{CO})_8$, to form triangular Fe-P-W or -Co clusters with pendant $\text{Co}(\text{CO})_3\text{PMe}_3$ groups also

coordinated to the bridging phosphorus. Heating in vacuum re-closed the tetrahedral clusters with loss of two CO's or one CO



and one Me_3P ⁴⁸¹. A series of chiral (μ_3 -vinylidene) clusters conceptually derived from 135 by replacement of a $\text{Co}(\text{CO})_3$ vertex by isolobal groups [NiCp , $\text{CpMo}(\text{CO})_2$, and $\text{CpW}(\text{CO})_2$] have been prepared, as has a group of (μ_3 -RCCR) $\text{Co}_2\text{Fe}(\text{CO})_9$ and (μ_3 -RCCR) $\text{Fe}(\text{CO})_3(\text{NiCp})_2$ alkyne complexes. Rearrangements of terminal alkynes to vinylidenes on the chiral clusters showed highly variable diastereoselectivities⁴⁸².

The 44-electron triangular cluster 136 resulted from reaction of $\text{HFe}(\text{CO})_4^-$ with $\text{ClPd}(\mu\text{-DPPM})_2\text{PtCl}$ ⁴⁸³. An open cluster, *cis*-(Ph_3P)₂ $\text{Pt}(\text{Fp})(\text{Hg-C}_6\text{Cl}_5)$, resulted when Fp^- displaced chloride from platinum⁴⁸⁴.

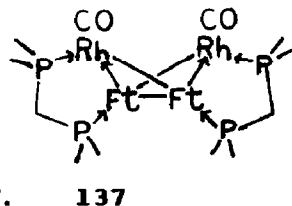


11. TETRA- AND POLYNUCLEAR CLUSTER COMPOUNDS

A statistical analysis of published crystal structures has indicated a strong tendency for tetranuclear clusters of Group 8 and 9 metals to have 60 valence electrons, the "magic number" expected for a closo tetrahedral cluster. An exception was the $\text{M}_4(\mu_3\text{-Y})_4$ cubanoid clusters, which showed no numerical predominance⁴³⁹.

A clear exception to the "magic numbers" is the 56-electron planar rhombohedral [$\text{Fe}(\text{py})_2\text{Fe}(\text{CO})_4$]₂ [py = pyridine], obtained from $\text{PyFe}(\text{CO})_4$ on dissolution in organic solvents. It reacted with ethylenediamine [en] to form $\text{Fe}(\text{en})_3^{2+}\text{Fe}(\text{CO})_4^{2-}$, and it reduced CO_2 to CO , forming FeCO_3 in the process. It may best be thought of as a mixed inorganic-organometallic substance⁴⁸⁵.

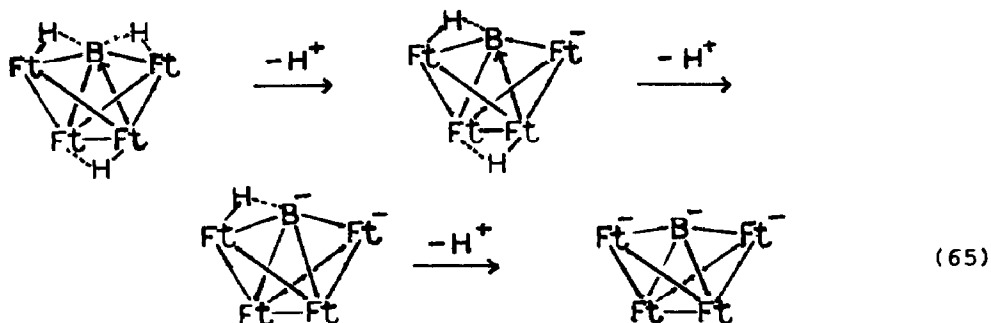
A 58-electron "butterfly" cluster, 137, resulted when 107 was treated with lithium acetate⁴³². The corresponding complex incorporating the bridging ligand $\text{CH}_2=\text{C}(\text{PPh}_2)_2$ has also been obtained, in this case by treating the analogous starting material with Me_3NO ⁴⁸⁶.



Reaction of $\text{Co}_3\text{Fe}(\text{CO})_{12}^-$ with phosphines or phosphites resulted in monosubstitution, but $\text{Ph}_3\text{PAuCo}_3\text{Fe}(\text{CO})_{12}$ reacted with trimethyl phosphite to give disubstitution. Several structures were reported⁴⁸⁷. Flash vacuum pyrolysis of Fp_2 at 500° consti-

tuted a practical synthesis of $[\text{CpFe}(\mu_3\text{-CO})_4]_4^{244}$.

A significant group of 62-electron clusters are the $\text{ZM}_4(\text{CO})_{12}$ clusters having a butterfly arrangement of metal atoms with a main-group element, Z, bridging the wingtips. Examples have been described in 1987 having B, C, N, and even O functioning as bridging 6-electron donors. Boron compounds $\text{HFe}_4(\text{CO})_{12}\text{BH}_2$ and $\text{HFe}_4(\text{CO})_{12}\text{BH}^-$ resulted from reaction of $\text{B}_2\text{H}_6\text{Fe}_2(\text{CO})_6$ and its conjugate base, respectively, with $\text{Fe}_2(\text{CO})_9^{356}$. Sequential deprotonation of $\text{HFe}_4(\text{CO})_{12}\text{BH}_2$ all the way to $\text{Fe}_4(\text{CO})_{12}\text{B}^{3-}$ (Eq. 65) has been reported⁴⁸⁸. The monoanion in the series was also

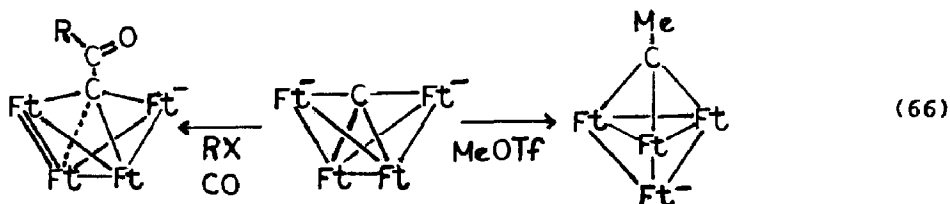


obtained from reaction of $\text{HFe}_3(\text{CO})_9\text{BH}_3^-$ with $\text{Fe}_2(\text{CO})_9$, a reaction which required loss of H_2^{489} . Phosphine substitution on the monoanion proceeded at a wingtip; a second substitution at the other wingtip was accompanied by proton transfer from the hinge to the B, producing a product with two $\text{B}\cdots\text{H}\cdots\text{Fe}$ interactions. Extended Hückel calculations were employed in an effort to rationalize the hydrogen positions⁴⁸⁹. The structure of $(\text{Ph}_3\text{PAu})_2\text{Fe}_4(\text{CO})_{12}\text{BH}$ was dissimilar from that of $\text{Fe}_4(\text{CO})_{12}\text{BH}_3$ in that the two Ph_3PAu groups bridged a common B-Fe edge, as shown in structure 138⁴⁹⁰.

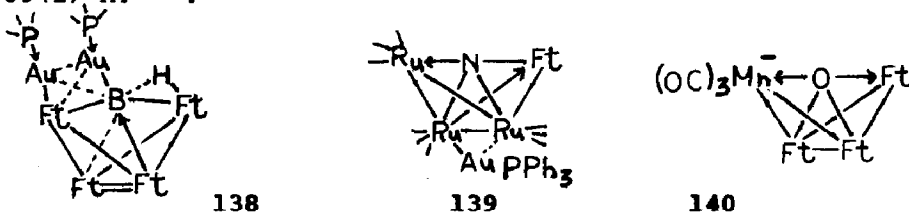
An infrared band at about 900 cm^{-1} has been identified as characteristic of the exposed carbide ligand in $\text{Fe}_4(\text{CO})_{12}\text{C}^{2-}$ ⁴⁹¹. Several analogs of this Fe_4 cluster having isolobal transition metal groups replacing hinge $\text{Fe}(\text{CO})_3$ groups have been prepared. The replacement groups included $\text{Cr}(\text{CO})_4$, $\text{W}(\text{CO})_4$, $\text{Mn}(\text{CO})_4^+$, and $\text{Rh}(\text{CO})_3^+$ ⁴⁹². Reactions of $\text{Fe}_4(\text{CO})_{12}\text{C}^{2-}$ with alkylating agents took two different courses. With highly cationic agents such as methyl triflate, direct alkylation of the carbide occurred, forming the 60-electron tetrahedral cluster, $(\mu_3\text{-CMe})\text{Fe}_4(\text{CO})_{12}^-$. With alkyl halides, alkylation proceeded by single-electron transfer with CO uptake to form unsaturated butterfly clusters (Eq. 66)⁴⁹³. Crystal, molecular, and electronic structures of the latter have been scrutinized⁴⁹⁴.

Auration of $\text{Fe}_4(\text{CO})_{12}\text{N}^-$ and its FeRu_3 and Ru_4 analogs have

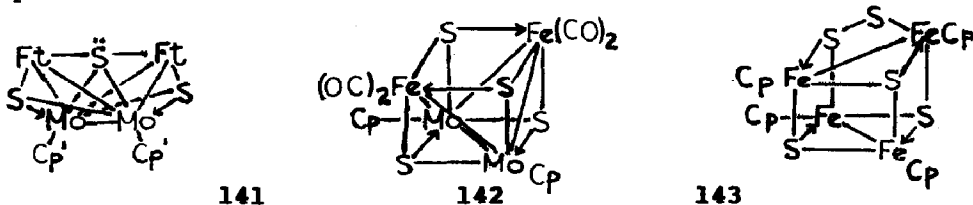
been studied, including the crystal structure of 139⁴⁹⁵. Reac-



tion of $(\mu_3\text{-O})\text{Fe}_3(\text{CO})_9^{2-}$ with $(\text{MeCN})_3\text{Mn}(\text{CO})_3^+$ gave 140, which showed the manganese at a wingtip, in contrast to most MFe_3 butterflies. As might be expected for a 6-electron donor oxygen atom, the metal-oxygen distances were quite short [average 1.89(2) Å]⁴⁹⁶.

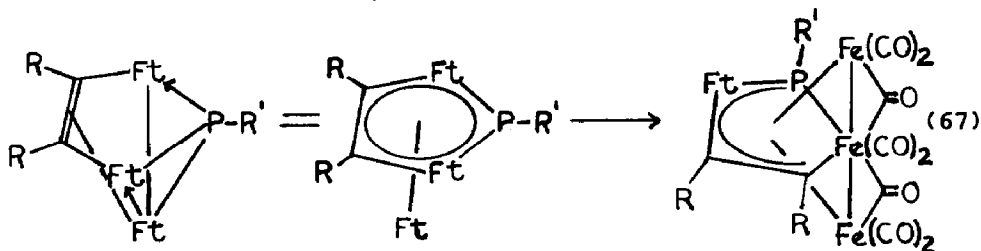


Providing a bridge between the butterfly clusters and the cubanoid clusters is 141, best obtained by reduction of 133 with potassium/graphite⁴⁷⁸. A compound, $\text{Fe}_4(\text{CO})_{12}\text{S}(\text{SR})_2$, obtained from $(\text{RS})_2$ and $\text{HFe}_3(\text{CO})_{11}^-$, is probably a butterfly structure like 141, with terminal RS^- groups at the wingtips³⁶⁸. Formal addition of a fourth sulfur atom and deletion of two CO groups from 141 maintains the electron count at 62, but generates a cubanoid cluster, 142, whose metal-metal bonding maintains the butterfly pattern. MO calculations have been carried out on 142, and the nature of the metal-metal bonding discussed. Consistent with the valence bond structure shown, the bond orders decreased in the order $\text{Mo-Mo} > \text{Mo-Fe} > \text{Fe-Fe}$, and reduction was accompanied by loss of Mo-Fe bonds without disrupting the overall structure, which is maintained by the MS_3 interactions even in the absence of metal-metal bonds⁴⁹⁷. The selenium analogs, $(\text{CpFe})_4\text{Se}_4^{n+}$ [$n = 0-4$] have been prepared by reaction of Fp_2 and elemental selenium and electrochemical oxidation. The crystal structure of the trication was determined, leading to the finding that the average Fe-Fe distance uniformly decreased with increasing charge, as expected for removal of electrons from orbitals with metal-metal



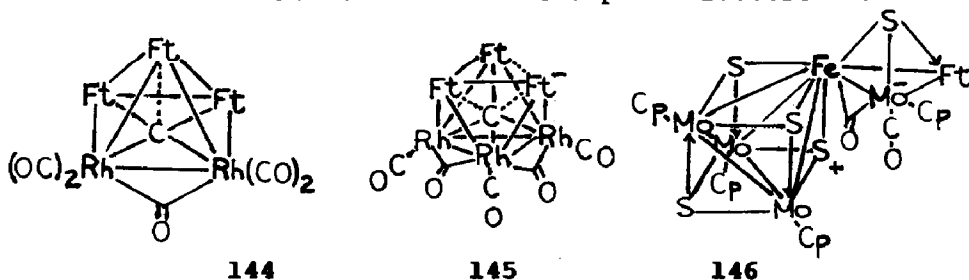
antibonding character⁴⁹⁸. The sulfur-rich cluster **143** has been studied electrochemically, which allowed characterization of six different oxidation states, $(\text{CpFe})_4\text{S}_5^n$, $n = -2$ to $+3$ ⁴⁹⁹.

The clusters $(\mu_3\text{-PR}')(\mu_3\text{-RCCR})\text{Fe}_3(\text{CO})_9$ (see Scheme V) were able to coordinate another iron upon reaction with $\text{Fe}_2(\text{CO})_9$, to form triple-decker complexes (Eq. 67)⁵⁰⁰. The 64-electron octahedral cluster $(\mu_4\text{-PPh})_2\text{Co}_2\text{Fe}_2(\text{CO})_{10}(\mu\text{-CO})$ underwent attack by nucleophiles (Et_3BH^- , MeLi) selectively at a cobalt-bound terminal carbonyl group. The formyl compound lost CO at -30° to form $(\mu_4\text{-PPh})_2\text{Co}_2\text{Fe}_2(\text{CO})_{10}(\mu\text{-H})^-$ ⁵⁰¹.



A statistical analysis of published crystal structures of pentanuclear compounds of the Group 8 and 9 metals showed no clear preference for a specific "magic number" of electrons. The hexanuclear clusters did show a clear predominance of 86-electron clusters⁴³⁹.

Redox condensation reaction of $\text{Fe}_3\text{Rh}(\text{CO})_{12}\text{C}^-$ with $\text{Rh}(\text{CO})_2\text{Cl}_2$ gave **144**; a presumably related cluster, $\text{Cr}_2\text{Fe}_3(\text{CO})_{16}\text{C}^{2-}$, of unknown structure, was prepared similarly. Variable temperature NMR studies were used to assign the structures of **144** and several tetranuclear clusters⁴⁹². Rhodium-iron bimetal hydroformylation catalysts were prepared by supporting $\text{FeRh}_4(\text{CO})_{15}^{2-}$ on metal oxides; EXAFS and Mossbauer studies of the resulting materials indicated increased oxidation states for the iron compared to the starting material^{502,503}. The mixed iron-rhodium catalysts were far more active than monometallic ones⁵⁰³. Mössbauer studies have been carried out on a number of well-defined anionic penta- and hexanuclear iron-rhodium and iron-Group 10 clusters⁵⁰⁴.



Crystal structures of two salts of $\text{Fe}_3\text{Rh}_3(\text{CO})_{15}\text{C}^-$, **145**, have been determined^{492,505}. Interconversion of various iron-rhodium

clusters during hydroformylation showed conversion of $\text{Fe}_5\text{Rh}(\text{CO})_{16}\text{C}^-$ to $\text{Fe}_4\text{Rh}_2(\text{CO})_{16}\text{C}$ and $\text{Fe}_4\text{Rh}(\text{CO})_{14}\text{C}$. The latter in turn underwent conversion to **145**⁵⁰⁵.

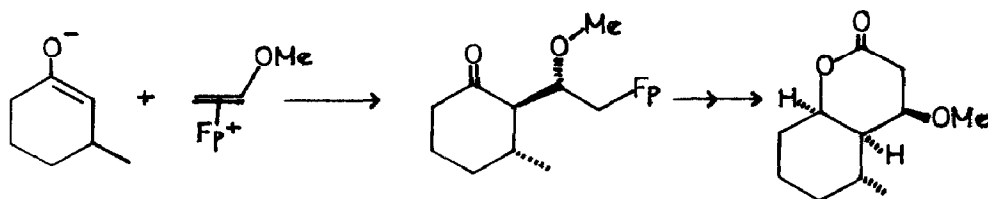
Reaction of $\text{Cp}_2\text{Mo}_2(\text{CO})_6$ with $(\mu_3\text{-S})_2\text{Fe}_3(\text{CO})_9$ gave the curious double cluster **146** (X-ray structure)⁵⁰⁶.

Carbon-carbon bond formation occurred during reaction of diazomethane with CO adsorbed on an iron surface, based on X-ray PES evidence⁵⁰⁷. Iron-iridium bimetallic catalysts favored methanol production in reduction of CO with H_2 ⁵⁰⁸. Iron-copper alloy catalysts, which suppressed carbon deposition during Fischer-Tropsch reaction, have been produced by decomposition of $\text{Fe}(\text{CO})_5$ in a fluidized-bed reactor containing small copper particles⁵⁰⁹.

POST-SCRIPT: At 509 references, this 1987 review covers slightly fewer papers than the 1986 one (536). Both of the last two years show substantially more activity than 1983-5, which averaged just over 400 references.

The majority of the organoiron chemistry has continued to be published in one of three journals: J. Organometal. Chem. (117 citations), Organometallics (91 citations), or J. Am. Chem. Soc. (70 citations). Following in frequency are J. Chem. Soc., Chem. Comm. (37 citations), Inorg. Chem. (35 citations), and J. Chem. Soc., Dalton Trans. (34 citations). No other journal had more than 12 citations.

Eq. 39 (inadvertently omitted from Section 7d):



12. REFERENCES

- 1 A. Segnitz, in Houben-Weyl: Methoden der Organischen Chemie, Vol 13/9a: Organometallverbindungen von Mn, Re, Fe, Ru, Os und Pt, G. Thieme Verlag, Stuttgart (1986) pp. 175-523.
- 2 D. Astruc, Chapt. 7 in The Chemistry of the Metal-Carbon Bond, Vol. 4, F. R. Hartley, Ed., J. Wiley & Sons Ltd., London, 1987, pp. 625-731.
- 3 M. L. H. Green and L.-L. Wong, J. Chem. Soc., Dalton Trans. (1987) 411-6.
- 4 M. L. H. Green, D. O'Hare, and L.-L. Wong, J. Chem. Soc., Dalton Trans. (1987) 2031-8.
- 5 J. M. Boncella and M. L. H. Green, J. Organometal. Chem. 325 (1987) 217-31.
- 6 A. Hafner, W. Von Philipsborn, and A. Schwenk, J. Magn. Reson. 74 (1987) 433-49.
- 7 J. J. BelBruno, P. H. Kobska, R. T. Carl, and R. P. Hughes, J. Phys. Chem. 91 (1987) 6168-72.
- 8 Yu. L. Slovokhotov, T. V. Timofeeva, and Yu. T. Struchkov, Zh. Strukt. Khim 28 (1987) 3-13; cf. Chem. Abstr. 108:11510r.
- 9 H. Yasuda, S. Miyanaga, A. Nakamura, and H. Sakai, Synth. Met. 19 (1987) 693-6.
- 10 A. B. Anderson and S. Baldwin, Organometallics 6 (1987) 1621-5.
- 11 Z. H. Kafafi, R. H. Hauge, W. E. Billups, and J. L. Margrave, J. Am. Chem. Soc. 109 (1987) 4775-80.
- 12 R. H. Schultz and P. B. Armentrout, J. Phys. Chem. 91 (1987) 4433-5.
- 13 D. J. Hankinson, and J. Allison, J. Phys. Chem. 91 (1987) 5307-14.
- 14 T. Drewello, K. Eckart, C. B. Lebrilla, and H. Schwarz, Int. J. Mass Spectrom. Ion Processes 76 (1987) R1-6.
- 15 C. Schulze and H. Schwarz, Chimia 41 (1987) 29-31.
- 16 C. Schulze, H. Schwarz, D. A. Peake, and M. L. Gross, J. Am. Chem. Soc. 109 (1987) 2368-74.
- 17 C. B. Lebrilla, C. Schulze, and H. Schwarz, J. Am. Chem. Soc. 109 (1987) 98-100.
- 18 C. B. Lebrilla, T. Drewello, and H. Schwarz, J. Am. Chem. Soc. 109 (1987) 5639-44.
- 19 S. W. Buckner and B. S. Freiser, J. Am. Chem. Soc. 109 (1987) 4715-6.
- 20 C. B. Lebrilla, T. Drewello, and H. Schwarz, Organometallics 6 (1987) 2268-70.
- 21 R. L. Hettich and B. S. Freiser, J. Am. Chem. Soc. 109 (1987) 3537-42.
- 22 E. C. Tews and B. S. Freiser, J. Am. Chem. Soc. 109 (1987) 4433-40.
- 23 D. A. Fredeen and D. H. Russell, J. Am. Chem. Soc. 109 (1987) 3903-9.
- 24 R. A. Bartlett and P. P. Power, J. Am. Chem. Soc. 109 (1987) 7563-4.
- 25 D. M. Roddick, T. D. Tilley, A. L. Rheingold, and S. J. Geib, J. Am. Chem. Soc. 109 (1987) 945-6.
- 26 A. R. Hermes and G. S. Girolami, Organometallics 6 (1987) 763-8.
- 27 M. V. Baker and L. D. Field, J. Am. Chem. Soc. 109 (1987) 2825-6.
- 28 M. Antberg and L. Dahlenberg, Z. Naturforsch., B: Chem. Sci 42 (1987) 435-40.
- 29 M. Amelia, N. D. A. Lemos, and A. J. L. Pombeiro, J.

- Organometal. Chem. 332 (1987) C17-20.
- 30 A. R. Barron, G. Wilkinson, M. Motevalli, and M. B. Hursthouse, *Polyhedron* 6 (1987) 1089-95.
- 31 M. Bautista, K. A. Earl, R. H. Morris, and A. Sella, *J. Am. Chem. Soc.* 109 (1987) 3780-2.
- 32 G. Albertin, S. Antoniutti, and E. Bordignon, *Inorg. Chem.* 26 (1987) 3416-9.
- 33 M. Doering and E. Uhlig, *Z. Chem.* 26 (1986) 449.
- 34 H. tom Dieck, R. Diercks, L. Stamp, H. Bruder, and T. Schuld, *Chem. Ber.* 120 (1987) 1943-50.
- 35 J. M. Takacs and L. G. Anderson, *J. Am. Chem. Soc.* 109 (1987) 2200-2.
- 36 J. M. Takacs, L. G. Anderson, and P. W. Newsome, *J. Am. Chem. Soc.* 109 (1987) 2542-4.
- 37 J. M. Takacs, L. G. Anderson, G. V. B. Madhavan, and F. L. Seely, *Angew. Chem. Int. Ed. Engl.* 26 (1987) 1013-5.
- 38 X. Guo, Q. Shen, and G. Liu, *Yingyong Huaxue* 4 (1987) 66-8; cf. *Chem. Abstr.* 107:177713p.
- 39 G. Liu, Q. Shen, and X. Guo, *Faming Zhuanli Shenqing Gongkai Shuomingshu* CN 85,101,897; cf. *Chem. Abstr.* 107:41485h.
- 40 W. K. Reagen and L. J. Radonovich, *J. Am. Chem. Soc.* 109 (1987) 2193-4.
- 41 M. P. Doyle, S. N. Mahapatro, J. K. Guy, M. R. Hester, C. M. Van Zyl, and K. L. Boundy, *Inorg. Chem.* 26 (1987) 3387-92.
- 42 J.-P. Battioni, D. Dupre, and D. Mansuy, *J. Organometal. Chem.* 328 (1987) 173-84.
- 43 R. D. Arasasingham, A. L. Balch, and L. Latos-Grazynski, *J. Am. Chem. Soc.* 109 (1987) 5846-7.
- 44 E. J. Corey and R. Nagata, *J. Am. Chem. Soc.* 109 (1987) 8107-8.
- 45 E. J. Corey and J. C. Walker, *J. Am. Chem. Soc.* 109 (1987) 8108-9.
- 46 K. A. Jorgensen, *J. Am. Chem. Soc.* 109 (1987) 698-705.
- 47 I. Artaud, L. Devocelle, J.-P. Battioni, J.-P. Girault, and D. Mansuy, *J. Am. Chem. Soc.* 109 (1987) 3782-3.
- 48 J.-P. Battioni, I. Artaud, D. Dupre, P. Leduc, and D. Mansuy, *Inorg. Chem.* 26 (1987) 1788-96.
- 49 T. G. Traylor, T. Nakano, A. R. Miksztal, and B. E. Dunlap, *J. Am. Chem. Soc.* 109 (1987) 3625-32.
- 50 T. G. Traylor and A. R. Miksztal, *J. Am. Chem. Soc.* 109 (1987) 2770-4.
- 51 B. T. Luke, G. H. Loew, and A. D. McLean, *J. Am. Chem. Soc.* 109 (1987) 1307-17.
- 52 Yu. A. Sharonov, V. F. Pis'menskii, S. Greschner, and K. Ruckpaul, *Biochem. Biophys. Res. Commun.* 146 (1987) 165-72.
- 53 L. Baltzer and M. Landergren, *J. Chem. Soc., Chem. Comm.* (1987) 32-4.
- 54 C. Swistak and K. M. Kadish, *Inorg. Chem.* 26 (1987) 405-12.
- 55 T. G. Traylor, D. Magde, D. Taube, and K. Jongeward, *J. Am. Chem. Soc.* 109 (1987) 5864-5.
- 56 E. Tsuchida, H. Maeda, M. Yuasa, H. Nishide, H. Inoue, and T. Shirai, *J. Chem. Soc., Dalton Trans.* (1987) 2455-8.
- 57 H. Nishide, Y. Hashimoto, H. Maeda, and E. Tsuchida, *J. Chem. Soc., Dalton Trans.* (1987) 2963-7.
- 58 D. Sellmann, G. Binker, and M. Moll, *J. Organometal. Chem.* 327 (1987) 403-18.
- 59 G. B. Jacobsen and B. L. Shaw, *J. Chem. Soc., Dalton Trans.* (1987) 2005-8.
- 60 F. R. Askham, S. E. Saum, and G. G. Stanley, *Organometallics* 6 (1987) 1370-2.
- 61 S. Antoniutti, G. Albertin, and E. Bordignon, *Inorg. Chem.*

- 26 (1987) 2733-6.
- 62 B. A. Morrow, M. I. Baraton, and J. L. Roustan, *J. Am. Chem. Soc.* **109** (1987) 7541-3.
- 63 D. Sellmann and O. Kappler, *Z. Naturforsch., B: Chem. Sci.* **42** (1987) 1291-7.
- 64 D. Sellmann, G. Freyberger, R. Eberlein, E. Boehlen, G. Huttner, and L. Zsolnai, *J. Organometal. Chem.* **323** (1987) 21-35.
- 65 G. Reichenbach and G. Bellachioma, *J. Chem. Soc., Dalton Trans.* (1987) 519-21.
- 66 G. Bellachioma, G. Cardaci, and P. Zanazzi, *Inorg. Chem.* **26** (1987) 84-91.
- 67 G. Cardaci, G. Bellachioma, and P. F. Zanazzi, *J. Chem. Soc., Dalton Trans.* (1987) 473-5.
- 68 V. Riera, J. Ruiz, A. Tiripicchio, and M. Tiripicchio-Camelini, *J. Organometal. Chem.* **327** (1987) C5-8.
- 69a M. Rosi, A. Sgamellotti, F. Tarantelli, and C. Floriani, *Inorg. Chem.* **26** (1987) 3805-11.
- 69b M. Rosi, A. Sgamellotti, F. Tarantelli, and C. Floriani, *J. Organometal. Chem.* **332** (1987) 153-64.
- 70 M. Knorr, J. Müller, and U. Schubert, *Chem. Ber.* **120** (1987) 879-87.
- 71 H.-W. Frühauf and F. Seils, *J. Organometal. Chem.* **323** (1987) 67-76.
- 72 Y. Xu and B. Zhou, *J. Org. Chem.* **52** (1987) 974-7.
- 73 C. E. Ash, M. Y. Darensbourg, and M. B. Hall, *J. Am. Chem. Soc.* **109** (1987) 4173-80.
- 74 C. E. Ash, C. M. Kim, M. Y. Darensbourg, and A. L. Rheingold, *Inorg. Chem.* **26** (1987) 1357-61.
- 75 U. Schubert, E. Kunz, M. Knorr, and J. Müller, *Chem. Ber.* **120** (1987) 1079-85.
- 76 L. P. Battaglia, D. Delledonne, M. Nardelli, C. Pelizzi, and G. Predieri, *J. Organometal. Chem.* **330** (1987) 101-13.
- 77 A. M. Caminade, J. P. Majoral, M. Sanchez, R. Mathieu, S. Attali, and A. Grand, *Organometallics* **6** (1987) 1459-65.
- 78 R. A. Barlett, H. V. R. Dias, K. M. Flynn, M. M. Olmstead, and P. P. Power, *J. Am. Chem. Soc.* **109** (1987) 5699-703.
- 79 W. D. Jones, G. P. Foster, and J. M. Putinas, *Inorg. Chem.* **26** (1987) 2120-7.
- 80 W. D. Jones, G. P. Foster, and J. M. Putinas, *J. Am. Chem. Soc.* **109** (1987) 5047-8.
- 81 R. T. Edidin, J. M. Sullivan, and J. R. Norton, *J. Am. Chem. Soc.* **109** (1987) 3945-53.
- 82 S. C. Hockett, N. N. Sauer, and R. J. Angelici, *Organometallics* **6** (1987) 591-6.
- 83 B. Jezowska-Trzebiatowska and B. Nissen-Sobocinska, *J. Organometal. Chem.* **322** (1987) 331-5.
- 84 G. R. Lee, J. M. Maher, and N. J. Cooper, *J. Am. Chem. Soc.* **109** (1987) 2956-62.
- 85 P. A. Kongshaug and R. G. Miller, *Organometallics* **6** (1987) 372-8.
- 86 J.-P. Majoral, R. Mathieu, A. M. Caminade, S. Attali, and M. Sanchez, *Phosphorus Sulfur*, **30** (1987) 443-6.
- 87 R. B. King, F.-J. Wu, and E. M. Holt, *J. Am. Chem. Soc.* **109** (1987) 7764-75.
- 88 K. Knoll, G. Huttner, and K. Evertz, *J. Organometal. Chem.* **333** (1987) 97-103.
- 89 A. M. Caminade, J. P. Majoral, R. Mathieu, and Y. Y. C. Y. L. Ko, *J. Chem. Soc., Chem. Comm.* (1987) 639-40.
- 90 J. L. Atwood, S. G. Bott, P. B. Hitchcock, C. Eaborn, R. S. Shariffudin, J. D. Smith, and A. C. Sullivan, *J. Chem.*

- Soc., Dalton Trans. (1987) 747-55.
- 91 V. Sriyonyongwat, R. Hani, T. A. Albright, and R. Geanangel, *Inorg. Chim. Acta* 122 (1986) 91-4.
- 92 C.-H. Lin, C.-Y. Lee, and C.-S. Liu, *Organometallics* 6 (1987) 1869-78.
- 93 H. Inoue, T. Nakagome, T. Kuroiwa, T. Shirai, and E. Fluck, *Z. Naturforsch., B: Chem. Sci.* 42 (1987) 573-8.
- 94 A. R. Barron, S. W. Hall, and A. H. Cowley, *J. Chem. Soc., Chem. Comm.* (1987) 1753-4.
- 95 A. K. Roy, R. Hani, R. H. Nielson, and P. Wisian-Neilson, *Organometallics* 6 (1987) 378-84.
- 96 M. Herberhold, W. Buhlmeier, A. Gieren, T. Huebner, and J. Wu, *J. Organometal. Chem.* 321 (1987) 51-66.
- 97 P. B. Hitchcock, M. F. Meidine, and J. F. Nixon, *J. Organometal. Chem.* 333 (1987) 337-46.
- 98 E. Deschamps and F. Mathey, *J. Organometal. Chem.* 332 (1987) 141-52.
- 99 A. H. Cowley, R. L. Geerts, and C. M. Nunn, *J. Am. Chem. Soc.* 109 (1987) 6523-4.
- 100 J. F. Janik, E. N. Duesler, and R. T. Paine, *J. Organometal. Chem.* 323 (1987) 149-60.
- 101 R. Aumann and H. Heinen, *Chem. Ber.* 120 (1987) 1297-300.
- 102 M. F. Semmelhack and J. Park, *J. Am. Chem. Soc.* 109 (1987) 935-6.
- 103 C. Zybilla and G. Muller, *Angew. Chem. Int. Ed. Engl.* 26 (1987) 669-70.
- 104 T. Ziegler, V. Tschinke, and C. Ursenbach, *J. Am. Chem. Soc.* 109 (1987) 4825-37.
- 105 I. M. Waller, H. F. Davis, and J. W. Hepburn, *J. Phys. Chem.* 91 (1987) 506-8.
- 106 T. Ziegler, V. Tschinke, and A. Becke, *J. Am. Chem. Soc.* 109 (1987) 1351-8.
- 107 M. O. Albers, N. J. Coville, and E. Singleton, *J. Organometal. Chem.* 323 (1987) 37-52.
- 108 M. O. Albers, N. J. Coville, and E. Singleton, *J. Organometal. Chem.* 326 (1987) 229-46.
- 109 W. H. Hwang, R. J. Clark, and W. T. Cooper, *HRC CC, J. High Resolut. Chromatogr. Chromatogr. Commun.* 10 (1987) 504-9; cf. *Chem. Abstr.* 108:15362s.
- 110 A. Dedieu and S. Nakamura, *NATO ASI Ser., Ser. C* 176 (1986) 277-99; cf. *Chem. Abstr.* 107:115716h.
- 111 R. R. Squires, *NATO ASI Ser., Ser. C* 193 (1987) 393-5; cf. *Chem. Abstr.* 108:75569z.
- 112 J. C. Bricker, M. W. Payne, and S. G. Shore, *Organometallics* 6 (1987) 2545-7.
- 113 C.-H. Lin, C.-Y. Lee, and C.-S. Liu, *Organometallics* 6 (1987) 1861-9.
- 114 Y.-C. Chen, C.-H. Lin, C.-Y. Lee, and C.-S. Liu, *Organometallics* 6 (1987) 1882-6.
- 116 M. S. Darsillo, H. D. Gafney, and M. S. Paquette, *J. Am. Chem. Soc.* 109 (1987) 3275-86.
- 117 M. Jafelicci, Jr., E. Conforto, and F. Galembeck, *Colloids Surf.* 23 (1987) 69-81; cf. *Chem. Abstr.* 107:103433a.
- 118 D. Rakshit and S. E. Thomas, *J. Organometal. Chem.* 333 (1987) C3-5.
- 119 W. Gerhartz, F.-W. Grevels, and W. E. Klotzbücher, *Organometallics* 6 (1987) 1850-6.
- 120 H. Hoberg, K. Jenni, K. Angermund, and C. Krüger, *Angew. Chem. Int. Ed. Engl.* 26 (1987) 153-5.
- 121 C. E. Gadd, M. Poliakoff, and J. J. Turner, *Organometallics* 6 (1987) 391-7.

- 122 Y.-M. Wu, J. G. Bentsen, C. G. Brinkley, and M. S. Wrighton, *Inorg. Chem.* **26** (1987) 530-40.
- 123 B. H. Weiller, M. E. Miller, and E. R. Grant, *J. Am. Chem. Soc.* **109** (1987) 352-6.
- 124 B. H. Weiller and E. R. Grant, *J. Am. Chem. Soc.* **109** (1987) 1051-5.
- 125 M. E. Miller and E. R. Grant, *J. Am. Chem. Soc.* **109** (1987) 7951-60.
- 126 H.-W. Frühauf, I. Pein, and F. Seils, *Organometallics* **6** (1987) 1613-20.
- 127 R. G. Ball, M. R. Burke, and J. Takats, *Organometallics* **6** (1987) 1918-24; see also corrigendum, *Organometallics* **7** (1988) 1234.
- 128 K. Tanaka, M. Nakamoto, M. Tsunomori, and T. Tanaka, *Chem. Lett.* (1987) 613-6.
- 129 J. Li, M. Chen, and G. Xu, *J. Mol. Sci. (Int. Ed.)* **4** (1986) 319-25.
- 130 J. Li, M. Chen, and G. Xu, *Wuji Huaxue* **2** (1986) 7-13; cf. *Chem. Abstr.* **108**:94728s.
- 131 H. Hoberg and K. Jenni, *J. Organometal. Chem.* **322** (1987) 193-201.
- 132 T. C. Forschner, A. R. Cutler, and R. K. Kullnig, *Organometallics* **6** (1987) 889-91.
- 133 Y.-M. Wu, C. Zou, and M. S. Wrighton, *J. Am. Chem. Soc.* **109** (1987) 5861-2.
- 134 J. Chen, G. Lei, Z. Zhang, and Y. Tang, *Huaxue Xuebao* **45** (1987) 418-20; cf. *Chem. Abstr.* **108**:94730m.
- 135 J. Chen, G. Lei, Z. Pan, S. Zhang, and Y. Tang, *J. Chem. Soc., Chem. Comm.* (1987) 1273-4.
- 136 J. Chen, G. Lei, W. Xu, Z. Pan, S. Zhang, Z. Zhang, X. Jin, M. Shao, and Y. Tang, *Organometallics* **6** (1987) 2461-70.
- 137 J. Chen, J. Yin, W. Xu, L. Lai, Z. Zhang, and M. Shao, *Organometallics* **6** (1987) 2607-8.
- 138 R. T. Carl, R. P. Hughes, J. A. Johnson, R. E. Davis, and R. P. Kashyap, *J. Am. Chem. Soc.* **109** (1987) 6875-6.
- 139 F. Mercier and F. Mathey, *Phosphorus Sulfur* **30** (1987) 217-20.
- 140 R. Appel and W. Schuhn, *J. Organometal. Chem.* **329** (1987) 179-85.
- 141 D. V. Khasnis, L. Toupet, and P. H. Dixneuf, *J. Chem. Soc., Chem. Comm.* (1987) 230-1.
- 142 H. Sakurai, K. Hirama, Y. Nakadaira, and C. Kabuto, *J. Am. Chem. Soc.* **109** (1987) 6880-1.
- 143 R. Aumann, H. D. Melchers, and H. J. Weidenhaupt, *Chem. Ber.* **120** (1987) 17-21.
- 144 J. R. Bleeke and M. K. Hays, *Organometallics* **6** (1987) 486-91.
- 145 D. Wang and R. R. Squires, *Organometallics* **6** (1987) 905-12.
- 146 M. F. Semmelhack and E. J. Fewkes, *Tetrahedron Lett.* **28** (1987) 1497-500.
- 147 H. Hoberg, K. Jenni, E. Raabe, C. Krüger, and G. Schroth, *J. Organometal. Chem.* **320** (1987) 325-38.
- 148 M. A. De Paoli, J. R. Lechat, and A. T. Inumaru, *J. Organometal. Chem.* **320** (1987) 91-9.
- 149 M. Uemura, T. Minami, Y. Yamashita, K. Hiyoshi, and Y. Hayashi, *Tetrahedron Lett.* **28** (1987) 641-4.
- 150 J. Morey, D. Gree, P. Mosset, L. Toupet, and R. Gree, *Tetrahedron Lett.* **28** (1987) 2959-62.
- 151 L. M. Bronshtein, P. M. Valetskii, S. V. Vinogradova, A. I. Kuzaev, and V. V. Korshak, *Vysokomol. Soedin., Ser. A* **29** (1987) 1694-8; cf. *Chem. Abstr.* **107**:155966w.

- 152 V. S. Voishchev, L. M. Bronshtein, P. M. Valetskii, L. V. Khasanova, and V. S. Eremin, *Vysokomol. Soedin., Ser. B* 29 (1987) 185-8; cf. *Chem. Abstr.* 107:24578y.
- 153 I. L. Arkhipov, R. A. Stukan, L. M. Bronshtein, and P. M. Valetskii, *Vysokomol. Soedin., Ser. A* 29 (1987) 2590-5; cf. *Chem. Abstr.* 108:76015c.
- 154 R. Benn and A. Rufinska, *J. Organometal. Chem.* 323 (1987) 305-12.
- 155 A. Modelli, G. Distefano, M. Guerra, and D. Jones, *J. Am. Chem. Soc.* 109 (1987) 4440-3.
- 156 P. Sautet, O. Eisenstein, and K. M. Nicholas, *Organometallics* 6 (1987) 1845-9.
- 157 M. Franck-Neumann, M. Sedrati, and M. Mokhi, *Tetrahedron Lett.* 27 (1986) 3861-4.
- 158 M. Franck-Neumann, M. Sedrati, and M. Mokhi, *J. Organometal. Chem.* 326 (1987) 389-404.
- 159 M. F. Boehm and G. D. Prestwich, *J. Org. Chem.* 52 (1987) 1349-51.
- 160 M. Soriano-Garcia, C. Alvarez, R. A. Toscano, and A. C. Cano, *Acta Crystallogr., Sect. C: Cryst. Struct. Commun.* C43 (1987) 2058-60.
- 161 A. S. Batsanov, G. P. Zol'nikova, Yu. T. Struchkov, I. I. Kritskaya, *Koord. Khim.* 13 (1987) 1551-3; cf. *Chem. Abstr.* 108:29808d.
- 162 S. E. Thomas, *J. Chem. Soc., Chem. Comm.* (1987) 226-7.
- 163 A. V. Benedetti, V. M. Nogueira, E. J. S. Vichi, and E. Stein, *Quim. Nova* 9 (1986) 219-20; cf. *Chem. Abstr.* 107:66477v.
- 164 R. H. Hill and M. S. Wrighton, *Organometallics* 6 (1987) 632-8
- 165 R. B. King, R. M. Murray, R. E. Davis, and P. K. Ross, *J. Organometal. Chem.* 330 (1987) 115-32.
- 166 C. Zou, M. S. Wrighton, and J. P. Blaha, *Organometallics* 6 (1987) 1452-8.
- 167 F. Carre, R. J. P. Corriu, C. Guerin, B. J. L. Henner, B. Kolani, and W. W. C. Wong Chi Man, *J. Organometal. Chem.* 328 (1987) 15-34.
- 168 R. J. P. Corriu, C. Guerin, B. J. L. Henner, and W. W. C. Wong Chi Man, *J. Organometal. Chem.* 320 (1987) C7-10.
- 169 R. J. P. Corriu, C. Guerin, B. J. L. Henner, and W. W. C. Wong Chi Man, *J. Organometal. Chem.* 320 (1987) C1-4.
- 170 F. H. Carré, R. J. P. Corriu, C. Guerin, B. J. L. Henner, and W. W. C. Wong Chi Man, *J. Organometal. Chem.* 336 (1987) C1-4
- 171 G. T. Burns, E. Colomer, R. J. P. Corriu, M. Lheureux, J. Dubac, A. Laporterie, and H. Iloughmane, *Organometallics* 6 (1987) 1398-406.
- 172 J. Rodriguez, P. Brun, and B. Waegell, *J. Organometal. Chem.* 333 (1987) C25-8.
- 173 R. C. Kerber and H. Müller, *J. Organometal. Chem.* 329 (1987) 357-67.
- 174 A. J. Pearson and M. W. Zettler, *J. Chem. Soc., Chem. Comm.* (1987) 1243-5.
- 175 A. J. Pearson, M. Zettler, and A. A. Pinkerton, *J. Chem. Soc., Chem. Comm.* (1987) 264-6.
- 176 R. P. Alexander and G. R. Stephenson, *J. Chem. Soc., Dalton Trans.* (1987) 885-8.
- 177 M. Airoidi, G. Barbera, G. Deganello, and G. Gennaro, *Organometallics* 6 (1987) 398-403.
- 178 J. A. S. Howell, A. D. Squibb, G. Walton, and P. McArdle, *J. Organometal. Chem.* 319 (1987) C45-50.
- 179 N. Hallinan, P. McArdle, J. Burgess, and P. Guardado, *J. Organometal. Chem.* 333 (1987) 77-83.

- 180 S. K. Chopra, D. Cunningham, S. Kavanagh, P. McArdle, and G. Moran, *J. Chem. Soc., Dalton Trans.* (1987) 2927-34.
- 181 D. Cunningham, N. Hallinan, G. Moran, and P. McArdle, *J. Organometal. Chem.* 333 (1987) 85-95.
- 182 Z. Goldschmidt, H. E. Gottlieb, and M. Almadhoun, *J. Organometal. Chem.* 326 (1987) 405-12.
- 183 Z. Goldschmidt and H. E. Gottlieb, *J. Organometal. Chem.* 329 (1987) 391-400.
- 184 F.-W. Grevels, J. Jacke, W. E. Klotzbucher, C. Krüger, K. Seevogel, and Y.-H. Tsay, *Angew. Chem.* 99 (1987) 960-1.
- 185 J. R. Bleeke and M. K. Hays, *Organometallics* 6 (1987) 1367-9.
- 186 W. A. Donaldson and M. Ramaswamy, *Synth. React. Inorg. Met.-Org. Chem.* 17 (1987) 49-56.
- 187 H. Ma, P. Weber, M. L. Ziegler, and R. D. Ernst, *Organometallics* 6 (1987) 854-60.
- 188 R. W. Gedridge, A. T. Patton, R. D. Ernst, and H. Ma, *J. Organometal. Chem.* 331 (1987) 73-80.
- 189 H. Ma and R. D. Ernst, *Xibei Daxue Xuebao, Ziran Kexueban* 17 (1987) 98-100; cf. *Chem. Abstr.* 108:112676e.
- 190 J. C. Han, J. P. Hutchison, and R. D. Ernst, *J. Organometal. Chem.* 321 (1987) 389-95.
- 191 L. Stahl, H. Ma, R. D. Ernst, I. Hyla-Kryspin, R. Gleiter, and M. L. Ziegler, *J. Organometal. Chem.* 326 (1987) 257-68.
- 192 C. Guo and J. Liu, *Wuli Huaxue Xuebao* 3 (1987) 48-54; cf. *Chem. Abstr.* 107:198409j.
- 193 P. T. DiMauro and P. T. Wolczanski, *Organometallics* 6 (1987) 1947-54.
- 194 T. I. Odiaka, *J. Organometal. Chem.* 321 (1987) 227-35.
- 195 I. M. Palotai, G. R. Stephenson, and L. A. P. Kane-Maguire, *J. Organometal. Chem.* 319 (1987) C5-10.
- 196 R. P. Alexander, T. D. James, and G. R. Stephenson, *J. Chem. Soc., Dalton Trans.* (1987) 2013-6.
- 197 A. J. Pearson and M. K. O'Brien, *J. Chem. Soc., Chem. Comm.* (1987) 1445-6.
- 198 A. J. Pearson and V. D. Khetani, *J. Chem. Soc., Chem. Comm.* (1986) 1772-4.
- 199 A. J. Pearson, Y.-S. Chen, M. L. Daroux, A. A. Tanaka, and M. Zettler, *J. Chem. Soc., Chem. Comm.* (1987) 155-7.
- 200 N. A. Vol'kenau, I. N. Bolesova, A. S. Peregodov, and D. N. Kravtsov, *Izv. Akad. Nauk SSSR, Ser. Khim.* (1987) 933-5; cf. *Chem. Abstr.* 108:186947r.
- 201 M. Lacoste, F. Varret, L. Toupet, and D. Astruc, *J. Am. Chem. Soc.* 109 (1987) 6504-6.
- 202 M. J. Begley, S. G. Puntambekar, and A. H. Wright, *J. Organometal. Chem.* 329 (1987) C7-10.
- 203 C. Roger, P. Marseille, C. Salus, J.-R. Hamon, and C. Lapinte, *J. Organometal. Chem.* 336 (1987) C13-6.
- 204 I. R. Butler, W. R. Cullen, and S. J. Rettig, *Organometallics* 6 (1987) 872-80.
- 205 R. S. Sternal and T. J. Marks, *Organometallics* 6 (1987) 2621-3.
- 206 R. M. Bullock and E. G. Samsel, *J. Am. Chem. Soc.* 109 (1987) 6542-4.
- 207 A. J. Dixon, S. J. Gravelle, L. J. Van de Burgt, M. Poliakoff, J. J. Turner, and E. Weitz, *J. Chem. Soc., Chem. Comm.* (1987) 1023-5.
- 208 A. S. Goldman and D. R. Tyler, *Inorg. Chem.* 26 (1987) 253-8.
- 209 V. MacKenzie and D. R. Tyler, *J. Chem. Soc., Chem. Comm.* (1987) 1783-4.
- 210 D. E. Richardson, C. S. Christ, P. Sharpe, and J. R. Eyler, *Organometallics* 6 (1987) 1819-21.

- 211 A. Meyer, D. J. McCabe, and M. D. Curtis, *Organometallics* 6 (1987) 1491-8.
- 212 J. D. Atwood, *Inorg. Chem.* 26 (1987) 2918-20.
- 213 M. Moran, I. Cuadrado, J. R. Masaguer, and J. Losada, *Organometallics* 6 (1987) 2341-6.
- 214 R. G. Bray, J. E. Bercaw, H. B. Gray, M. D. Hopkins, and R. A. Paciello, *Organometallics* 6 (1987) 922-5.
- 215 A. Marinetti-Mignani and R. West, *Organometallics* 6 (1987) 141-4.
- 216 H. Tobita, Y. Kawano, M. Shimoi, and H. Ogino, *Chem. Lett.* (1987) 2247-50.
- 217 H. Tobita, K. Ueno, and H. Ogino, *Chem. Lett.* (1986) 1777-80.
- 218 Z.-T. Wang, H.-K. Wang, X.-Y. Liu, X.-K. Yao, and H.-G. Wang, *J. Organometal. Chem.* 331 (1987) 263-70.
- 219 M. D. Curtis, J. J. D'Errico, and W. M. Butler, *Organometallics* 6 (1987) 2151-7.
- 220 B. Nuber and M. L. Ziegler, *Acta Crystallogr., Sect. C: Cryst. Struct. Commun.* C43 (1987) 59-61.
- 221 L. Weber, K. Reizig, D. Bungardt, and R. Boese, *Organometallics* 6 (1987) 110-4.
- 222 L. Weber and E. Lucke, *J. Organometal. Chem.* 327 (1987) C63-6.
- 223 L. Weber, G. Meine, N. Niederprum, and R. Boese, *Organometallics* 6 (1987) 1989-91.
- 224 L. Weber, M. Frebel, and R. Boese, *Angew. Chem.* 99 (1987) 1045-6.
- 225 A. R. Barron and A. H. Cowley, *J. Chem. Soc., Chem. Comm.* (1987) 1272-3.
- 226 H. R. Allcock, M. N. Mang, G. S. McDonnell, and M. Parvez, *Macromolecules*, 20 (1987) 2060-70.
- 227 H. Schumann, *Chem.-Ztg.* 111 (1987) 65-8.
- 228 H. Schumann, *J. Organometal. Chem.* 320 (1987) 145-62.
- 229 J. Ruiz, E. Roman, and D. Astruc, *J. Organometal. Chem.* 322 (1987) C13-5.
- 230 G. T. Crisp, G. Salem, F. S. Stephens, and S. B. Wild, *J. Chem. Soc., Chem. Comm.* (1987) 600-2.
- 231 G. Salem and S. B. Wild, *J. Chem. Soc., Chem. Comm.* (1987) 1378-9.
- 232 J. M. Wallis, G. Müller, and H. Schmidbaur, *J. Organometal. Chem.* 325 (1987) 159-68.
- 233 M. Appel, K. Schloter, J. Heidrich, and W. Beck, *J. Organometal. Chem.* 322 (1987) 77-88.
- 234 M. Moran, I. Cuadrado, and J. Losada, *Inorg. Chim. Acta* 118 (1986) 25-31.
- 235 M. Moran, I. Cuadrado, and J. Losada, *J. Organometal. Chem.* 320 (1987) 317-24.
- 236 M. Moran, I. Cuadrado, J. R. Masaguer, and J. Losada, *J. Organometal. Chem.* 335 (1987) 255-68.
- 237 M. A. El-Hinnawi and A. M. Al-Ajlouni, *J. Organometal. Chem.* 332 (1987) 321-9.
- 238 C. Hecht, E. Herdtweck, J. Rohrmann, W. A. Herrmann, W. Beck, and P. M. Fritz, *J. Organometal. Chem.* 330 (1987) 389-96.
- 239 J. D. Goodrich, P. N. Nickias, and J. P. Selegue, *Inorg. Chem.* 26 (1987) 3424-6.
- 240 N. Kuhn, H. Schumann, and E. Zauder, *J. Organometal. Chem.* 327 (1987) 17-29.
- 241 W. A. Schenk and S. Mussig, *J. Organometal. Chem.* 320 (1987) C23-5.
- 242 N. Kuhn and H. Schumann, *J. Chem. Soc., Dalton Trans.* (1987) 541-4.
- 243 N. A. Nechitailo, M. A. Dzyubina, V. D. Tyurin, A. N.

- Muratov, A. Ya. Sideridu, and A. I. Nekhaev, *Izv. Akad. Nauk SSSR, Ser. Khim.* (1987) 655-7; cf. *Chem. Abstr.* 107:236939s.
- 244 C. Glidewell and J. S. McKechnie, *J. Organometal. Chem.* 321 (1987) C21-3.
- 245 M. A. El-Hinnawi, *Synth. React. Inorg. Met.-Org. Chem.* 17 (1987) 191-9.
- 246 J. Okuda, *J. Organometal. Chem.* 333 (1987) C41-4.
- 247 P. Brun, P. Vierling, J. G. Riess, and G. Le Borgne, *Organometallics* 6 (1987) 1032-40.
- 248 J. E. Shade and A. Wojcicki, *J. Organometal. Chem.* 319 (1987) 391-406.
- 249 N. J. Coville, E. A. Darling, A. W. Hearn, and P. Johnston, *J. Organometal. Chem.* 328 (1987) 375-85.
- 250 P. Johnston, M. S. Loonat, W. L. Ingham, L. Carlton, and N. J. Coville, *Organometallics* 6 (1987) 2121-7.
- 251 A. Muller, N. H. Schladerbeck, and H. Bogge, *J. Chem. Soc., Chem. Comm.* (1987) 35-6.
- 252 H. Brunner and H. Fisch, *J. Organometal. Chem.* 335 (1987) 15-27.
- 253 S. F. Mapolie and J. R. Moss, *S. Afr. J. Chem.* 40 (1987) 12-16; cf. *Chem. Abstr.* 108:56292n.
- 254 M. E. Wright and V. W. Day, *J. Organometal. Chem.* 329 (1987) 43-50.
- 255 G. A. Artamkina, A. Yu. Mil'chenko, I. P. Beletskaya, and O. A. Reutov, *J. Organometal. Chem.* 321 (1987) 371-6.
- 256 F. Scott, S. Cronje, and H. G. Raubenheimer, *J. Organometal. Chem.* 326 (1987) C40-2.
- 257 H. Lehmkuhl, G. Mehler, R. Benn, A. Rufinska, G. Schroth, C. Krüger, and E. Raabe, *Chem. Ber.* 120 (1987) 1987-2002.
- 258 E. J. O'Connor, S. Brandt, and P. Helquist, *J. Am. Chem. Soc.* 109 (1987) 3739-47.
- 259 D. F. Marten and M. N. Akbari, *J. Organometal. Chem.* 322 (1987) 99-102.
- 260 S. G. Davies, I. M. Dordor-Hedgecock, K. H. Sutton, and M. Whittaker, *J. Organometal. Chem.* 320 (1987) C19-22.
- 261 B. K. Blackburn, S. G. Davies, and M. Whittaker, *J. Chem. Soc., Chem. Comm.* (1987) 1344-5.
- 262 S. G. Davies, I. M. Dordor-Hedgecock, K. H. Sutton, and M. Whittaker, *Chem. Ind. (London)* (1987) 338-9.
- 263 S. G. Davies, I. M. Dordor-Hedgecock, K. H. Sutton, and M. Whittaker, *J. Am. Chem. Soc.* 109 (1987) 5711-9.
- 264 C. L. Randolph and M. S. Wrighton, *Organometallics* 6 (1987) 365-71.
- 265 K. H. Pannell, S. P. Vincenti, and R. C. Scott III, *Organometallics* 6 (1987) 1593-4.
- 266 I. R. Butler, W. R. Cullen, W. E. Lindsell, P. N. Preston, and S. J. Rettig, *J. Chem. Soc., Chem. Comm.* (1987) 439-41.
- 267 M. Cariou, M. Etienne, G. E. Guerchais, R. Kergoat, and M. M. Kubicki, *J. Organometal. Chem.* 327 (1987) 393-401.
- 268 L. I. Leont'eva, B. Won, and E. G. Perevalova, *Izv. Akad. Nauk SSSR, Ser. Khim.* (1986) 1869-72; cf. *Chem. Abstr.* 107:176185f.
- 269 L. I. Leont'eva, B. Won, D. N. Kravtsov, and E. G. Perevalova, *Izv. Akad. Nauk SSSR, Ser. Khim.* (1986) 2302-7; cf. *Chem. Abstr.* 108:56280g.
- 270 J. O. Lay, Jr., N. T. Allison, W. Yongskulrote, and R. Ferede, *Org. Mass Spectrom.* 21 (1986) 371-4.
- 271 G.-H. Lee, S.-M. Peng, S.-F. Lush, M.-Y. Liao, and R.-S. Liu, *Organometallics* 6 (1987) 2094-9.
- 272 C. Bitcon and M. W. Whiteley, *J. Organometal. Chem.* 336 (1987) 385-92.

- 273 R. M. Bullock, *J. Am. Chem. Soc.* **109** (1987) 8087-9.
- 274 M. I. Bruce, D. N. Duffy, M. J. Liddell, M. R. Snow, and E. R. T. Tiekink, *J. Organometal. Chem.* **335** (1987) 365-78.
- 275 S. L. Latesky and J. P. Selegue, *J. Am. Chem. Soc.* **109** (1987) 4731-3.
- 276 J. Morrow, D. Catheline, M. H. Desbois, J. M. Manriquez, J. Ruiz, and D. Astruc, *Organometallics* **6** (1987) 2605-7.
- 277 M. N. Golovin, R. Meirowitz, M. M. Rahman, H. Y. Liu, A. Prock, and W. P. Giering, *Organometallics* **6** (1987) 2285-9.
- 278 M. J. Therien and W. C. Trogler, *J. Am. Chem. Soc.* **109** (1987) 5127-33.
- 279 R. S. Bly, R. K. Bly, M. M. Hossain, G. S. Silverman, and E. Wallace, *Tetrahedron*, **42** (1986) 1093-108.
- 280 S. A. Levitre, C. C. Tso, and A. R. Cutler, *J. Organometal. Chem.* **308** (1986) 253-9.
- 281 S. G. Davies and M. Wills, *J. Chem. Soc., Chem. Comm.* (1987) 1647-9.
- 282 J. W. Richardson, Jr., R. J. Angelici, and R. A. Jacobson, *Inorg. Chem.* **26** (1987) 452-4.
- 283 W. Wu, X. You, and A. Dai, *Wuji Huaxue* **2** (1986) 84-9; cf. *Chem. Abstr.* **107**:107874t.
- 284 D. H. Gibson and T.-S. Ong, *J. Am. Chem. Soc.* **109** (1987) 7191-3.
- 285 M. E. Giuseppetti and A. R. Cutler, *Organometallics* **6** (1987) 970-3.
- 286 J. B. Sheridan, S. H. Han, and G. L. Geoffroy, *J. Am. Chem. Soc.* **109** (1987) 8097-8.
- 287 K. H. Pannell, R. N. Kapoor, M. Wells, T. Giasolli, and L. Parkanyi, *Organometallics* **6** (1987) 663-7.
- 288 S. G. Davies, R. J. C. Easton, K. H. Sutton, J. C. Walker, and R. Jones, *J. Chem. Soc., Perkin Trans. I* (1987) 489-93.
- 289 S. G. Davies, I. M. Dordor-Hedgecock, K. H. Sutton, J. C. Walker, R. H. Jones, and K. Prout, *Tetrahedron* **42** (1986) 5123-37.
- 290 J. W. Herndon, *J. Am. Chem. Soc.* **109** (1987) 3165-6.
- 291 S. G. Davies and M. Wills, *J. Organometal. Chem.* **328** (1987) C29-33.
- 292 G. Bashiardes and S. G. Davies, *Tetrahedron Lett.* **28** (1987) 5563-4.
- 293 M. T. Ashby and J. H. Enemark, *Organometallics* **6** (1987) 1323-7.
- 294 M. T. Ashby and J. H. Enemark, *Organometallics* **6** (1987) 1318-23.
- 295 C. M. Lukehart and L. Sacksteder, *Organometallics* **6** (1987) 150-2.
- 296 P. G. Lenhart, C. M. Lukehart, and L. Sacksteder, *Acta Crystallogr., Sect. C: Cryst. Struct. Commun.* **C43** (1987) 653-6.
- 297 M. Brookhart, W. B. Studabaker, and R. G. Husk, *Organometallics* **6** (1987) 1141-6.
- 298 C. Knors, G.-H. Kuo, J. W. Lauher, C. Eigenbrot, and P. Helquist, *Organometallics* **6** (1987) 988-95.
- 299 L. K. Johnson and R. J. Angelici, *Inorg. Chem.* **26** (1987) 973-6.
- 300 Y. Stenstrom, A. E. Koziol, G. J. Palenik, and W. M. Jones, *Organometallics* **6** (1987) 2079-85.
- 301 M. Akita, A. Kondoh, T. Kawahara, and Y. Moro-oka, *J. Organometal. Chem.* **323** (1987) C43-6.
- 302 M. Akita, T. Kawahara, and Y. Moro-oka, *J. Chem. Soc., Chem. Comm.* (1987) 1356-8.
- 303 M. I. Bruce, M. G. Humphrey, G. A. Koutsantonis, and M. J. Liddell, *J. Organometal. Chem.* **326** (1987) 247-56.

- 304 R. S. Iyer and J. P. Selegue, *J. Am. Chem. Soc.* **109** (1987) 910-1.
- 305 A. G. M. Barrett and M. A. Sturgess, *Tetrahedron Lett.* **27** (1986) 3811-4.
- 306 A. G. M. Barrett and M. A. Sturgess, *J. Org. Chem.* **52** (1987) 3940-1.
- 307 A. G. M. Barrett and N. E. Carpenter, *Organometallics* **6** (1987) 2249-50.
- 308 L. Busetto, V. Zanotti, V. G. Albano, D. Braga, and M. Monari, *J. Chem. Soc., Dalton Trans.* (1987) 1133-43.
- 309 S. M. Oon, A. E. Koziol, W. M. Jones, and G. J. Palenik, *J. Chem. Soc., Chem. Comm.* (1987) 491-2.
- 310 A. D. Cameron, V. H. Smith, Jr., and M. C. Baird, *Int. J. Quantum Chem., Quantum Chem. Symp.* **20** (1986) 657-63.
- 311 S. Chapman, L. A. P. Kane-Maguire, and R. Kanitz, *J. Organometal. Chem.* **329** (1987) C11-3.
- 312 A. D. Cameron, D. E. Laycock, V. H. Smith, Jr., and M. C. Baird, *J. Chem. Soc., Dalton Trans.* (1987) 2857-61.
- 313 T. C. T. Chang, T. S. Coolbaugh, B. M. Foxman, M. Rosenblum, N. Simms, and C. Stockman, *Organometallics* **6** (1987) 2394-404.
- 314 M. Rosenblum, M. M. Turnbull, and M. K. Begum, *J. Organometal. Chem.* **321** (1987) 67-77.
- 315 M. J. Hynes, M. F. T. Mahon, and P. McArdle, *J. Organometal. Chem.* **320** (1987) C44-6.
- 316 R. G. Sutherland, R. L. Chowdhury, A. Piorko, and C. C. Lee, *J. Org. Chem.* **52** (1987) 4618-20.
- 317 W. Siebert, D. Buchner, H. Pritzkow, H. Wadepohl, and F.-W. Grevels, *Chem. Ber.* **120** (1987) 1511-4.
- 318 G. E. Herberich, B. Hessner, and R. Saive, *J. Organometal. Chem.* **319** (1987) 9-27.
- 319 T. Whelan, J. T. Spencer, M. R. Pourian, and R. N. Grimes, *Inorg. Chem.* **26** (1987) 3116-9.
- 320 Z. Li, Q. Li, and A. Tang, *Gaodeng Xuexiao Huaxue Xuebao* **7** (1986) 1122-6; cf. *Chem Abstr.* 108:56299v.
- 321 J. Zakrzewski, *J. Organometal. Chem.* **327** (1987) C41-2.
- 322 R. M. G. Roberts and A. S. Wells, *Inorg. Chim. Acta*, **120** (1986) 53-9.
- 323 A. J. Ashe III, S. Mahmood, C. Elschenbroich, and M. Wunsch, *Angew. Chem.* **99** (1987) 249-50.
- 324 R. M. G. Roberts, J. Silver, and A. S. Wells, *Inorg. Chim. Acta* **126** (1987) 61-5.
- 325 R. M. G. Roberts, J. Silver, and A. S. Wells, *Inorg. Chim. Acta* **119** (1986) 171-6.
- 326 R. M. G. Roberts and A. S. Wells, *Inorg. Chim. Acta* **126** (1987) 67-70.
- 327 O. J. Scherer and T. Bruck, *Angew. Chem. Int. Ed. Engl.* **26** (1987) 59.
- 328 R. Bartsch, P. B. Hitchcock, and J. F. Nixon, *J. Chem. Soc., Chem. Comm.* (1987) 1146-8.
- 329 M. Driess, D. Hu, H. Pritzkow, H. Schäufele, U. Zenneck, M. Regitz, and W. Rösch, *J. Organometal. Chem.* **334** (1987) C35-8.
- 330 R. M. G. Roberts, J. Silver, A. S. Wells, and S. P. Wilkinson, *J. Organometal. Chem.* **327** (1987) 247-54.
- 331 G. Hunter, T. J. R. Weakley, K. Mislów, and M. G. Wong, *J. Chem. Soc., Dalton Trans.* (1986) 577-87.
- 332 A. Houlton, K. G. Ofori-Okai, R. M. G. Roberts, J. Silver, and A. S. Wells, *J. Organometal. Chem.* **326** (1987) 217-28.
- 333 L. A. Paquette, M. Gugelchuk, and M. L. McLaughlin, *J. Org. Chem.* **52** (1987) 4732-40.

- 334 K. R. Mann, Report 1987, DOE/ER/13103-2; Order No. DE87014161; cf. Chem Abstr. 109:14487v
- 335 R. G. Sutherland, C. H. Zhang, R. L. Chowdhury, A. Piorko, and C. C. Lee, J. Organometal. Chem. 333 (1987) 367-81.
- 336 R. G. Sutherland, R. L. Chowdhury, A. Piorko, and C. C. Lee, J. Organometal. Chem. 319 (1987) 379-89.
- 337 U. S. Gill and R. M. Moriarty, Synth. React. Inorg. Met.-Org. Chem. 16 (1986) 1103-7.
- 338 R. G. Sutherland, A. S. Abd-El-Aziz, A. Piorko, and C. C. Lee, Synth. Commun. 17 (1987) 393-400.
- 339 R. Q. Bligh, J. Electrochem. Soc. 134 (1987) 656C-8C.
- 340 M. Lacoste and D. Astruc, J. Chem. Soc., Chem. Comm. (1987) 667-9.
- 341 J. P. Mariot, J. Guillin, F. Varret, S. Lauer, and A. Trautwein, Hyperfine Interact. 30 (1986) 221-51.
- 342 W. Pukacki, M. Pawlak, A. Graja, M. Lequan, and R. M. Lequan, Inorg. Chem. 26 (1987) 1328-31.
- 343 R. M. Lequan, M. Lequan, P. Legeay, and J. Padiou, J. Organometal. Chem. 323 (1987) 77-81.
- 344 M. D. Ward and D. C. Johnson, Inorg. Chem. 26 (1987) 4213-27.
- 345 M. D. Ward, Organometallics 6 (1987) 754-62.
- 346 H. C. Kang, C. B. Knobler, and M. F. Hawthorne, Inorg. Chem. 26 (1987) 3409-13.
- 347 J. T. Spencer and R. N. Grimes, Organometallics 6 (1987) 323-8.
- 348 J. T. Spencer and R. N. Grimes, Organometallics 6 (1987) 328-35.
- 349 A. M. McNair, D. C. Boyd, D. A. Bohling, T. P. Gill, and K. R. Mann, Inorg. Chem. 26 (1987) 1182-5.
- 350 C. Glidewell and I. L. Johnson, Chem Scr. 27 (1987) 441-4.
- 351 A. R. Butler, C. Glidewell, and I. L. Johnson, Polyhedron 6 (1987) 1147-8.
- 352 A. R. Butler, C. Glidewell, I. L. Johnson, and J. C. Walton, Polyhedron 6 (1987) 2085-90.
- 353 C.-N. Chau, Y.-F. Yu, A. Wojcicki, M. Calligaris, G. Nardin, and G. Balducci, Organometallics 6 (1987) 308-16.
- 354 J. S. Field, R. J. Haines, C. N. Sampson, J. Sundermeyer, K. G. Moodley, J. Organometal. Chem. 322 (1987) C7-12.
- 355 J. S. Field, R. J. Haines, and C. N. Sampson, J. Chem. Soc., Dalton Trans. (1987) 1933-9.
- 356 G. B. Jacobsen, E. L. Andersen, C. E. Housecroft, F.-E. Hong, M. L. Buhl, G. J. Long, and T. P. Fehlner, Inorg. Chem. 26 (1987) 4040-6.
- 357 C. J. Cardin, D. J. Cardin, G. A. Lawless, J. M. Power, M. B. Power, and M. B. Hursthouse, J. Organometal. Chem. 325 (1987) 203-15.
- 358 K. H. Whitmire, C. B. Lagrone, M. R. Churchill, J. C. Fettinger, and B. H. Robinson, Inorg. Chem. 26 (1987) 3491-9.
- 359 H. K. Van Kijk, D. J. Stufkens, A. Oskam, M. Rotteveel, and D. Heijdenrijk, Organometallics 6 (1987) 1665-72.
- 360 O. J. Scherer, K. Gobel, and J. Kaub, Angew. Chem. Int. Ed. Engl. 26 (1987) 59-61.
- 361 J.-F. Halet and J.-Y. Saillard, J. Organometal. Chem. 327 (1987) 365-77.
- 362 D. Seyferth, T. G. Wood, and R. S. Henderson, J. Organometal. Chem. 336 (1987) 163-82.
- 363 D. Seyferth and T. G. Wood, Organometallics 6 (1987) 2563-7.
- 364 M. A. El-Hinnawi, E. J. Wucherer, R. L. De, and H. Vahrenkamp, J. Organometal. Chem. 329 (1987) 381-90.

- 365 R. B. King, F. J. Wu, and E. M. Holt, *Phosphorus Sulfur*, 30 (1987) 169-72.
- 366 A. L. Rheingold, S. J. Geib, M. Shieh, and K. H. Whitmire, *Inorg. Chem.* 26 (1987) 463-5.
- 367 A. M. Arif, A. M. Cowley, and M. Pakulski, *J. Chem. Soc., Chem. Comm.* (1987) 622-3.
- 368 I. P. Podol'skaya, V. D. Tyurin, and N. S. Nametkin, *Koord. Khim.* 13 (1987) 1475-80; cf. *Chem. Abstr.* 108:123284b.
- 369 A. Lagadec, R. Dabard, B. Misterkiewicz, A. Le Rouzic, and H. Patin, *J. Organometal. Chem.* 326 (1987) 381-7.
- 370 G. J. Kruger, A. van A. Lombard, and H. G. Raubenheimer, *J. Organometal. Chem.* 331 (1987) 247-62.
- 371 *J. Chem.*, G. Lei, Z. Zhang, and Y. Tang, *Huaxue Xuebao*, 44 (1986) 880-6; cf. *Chem. Abstr.* 107:59190t.
- 372 J. Messelhauser, K. U. Gutensohn, I. P. Lorenz, and W. Hiller, *J. Organometal. Chem.* 321 (1987) 377-88.
- 373 I. L. Eremenko, B. Orazsakhov, A. S. Abdullaev, S. B. Katser, V. E. Shklover, and Yu. T. Struchkov, *Zh. Vses. Khim. O-va. im. D. I. Mendeleeva* 32 (1987) 109-10; cf. *Chem. Abstr.* 107:210842e.
- 374 S. Lotz, P. H. Van Rooyen, and M. M. Van Dyk, *Organometallics* 6 (1987) 499-505.
- 375 D. Seyferth, G. B. Womack, M. K. Gallagher, M. Cowie, B. W. Hames, J. P. Fackler, Jr., and A. M. Mazany, *Organometallics* 6 (1987) 283-94.
- 376 A. V. Lebedev, O. V. Kuz'min, and E. A. Chernyshev, *Zh. Obshch. Khim* 56 (1986) 1837-40; cf. *Chem. Abstr.* 107:217695t.
- 377 H. G. Raubenheimer, G. J. Kruger, and A. Van A. Lombard, *J. Organometal. Chem.* 323 (1987) 385-95.
- 378 R. Massoudi, J. H. Kim, R. B. King, and A. D. King, Jr., *J. Am. Chem. Soc.* 109 (1987) 7428-33.
- 379 B. Denise, D. Navarre, and H. Rudler, *J. Organometal. Chem.* 326 (1987) C83-5.
- 380 S. L. Bassner, E. D. Morrison, G. L. Geoffroy, and A. L. Rheingold, *Organometallics* 6 (1987) 2207-14.
- 381 B. Bigot and F. Delbecq, *Organometallics* 6 (1987) 172-80.
- 382 D. Navarre, A. Parlier, H. Rudler, and J. C. Daran, *J. Organometal. Chem.* 322 (1987) 103-9.
- 383 T. Kobayashi, N. Murata, and M. Nitta, *Bull. Chem. Soc. Jpn.* 60 (1987) 3062-4.
- 384 A. A. Cherkas, D. Hoffman, N. J. Taylor, and A. J. Carty, *Organometallics* 6 (1987) 1466-9.
- 385 S. Sabo-Etienne, H. Des Abbayes, and L. Toupet, *Organometallics* 6 (1987) 2262-3.
- 386 A. Darchen, E. K. Lhadi, and H. Patin, *J. Organometal. Chem.* 327 (1987) C37-40.
- 387 D. Seyferth, J. B. Hoke, and J. C. Dewan, *Organometallics* 6 (1987) 895-7.
- 388 J. B. Hoke, J. C. Dewan, and D. Seyferth, *Organometallics* 6 (1987) 1816-9.
- 389 R. Aumann and H. J. Weidenhaupt, *Chem. Ber.* 120 (1987) 105-7.
- 390 T. Sielisch and U. Behrens, *J. Organometal. Chem.* 322 (1987) 203-20.
- 391 T. Sielisch and U. Behrens, *J. Organometal. Chem.* 327 (1987) 85-99.
- 392 M. Casarin, D. Ajo, A. Vittadini, D. E. Ellis, G. Granozzi, R. Bertocello, and D. Osella, *Inorg. Chem.* 26 (1987) 2041-6.
- 393 G. G. Aleksandrov, Yu. P. Sobolev, A. I. Nekhaev, M. T. Tashev, Kh. B. Dustov, N. S. Nametkin, and V. D. Tyurin,

- Izv. Akad. Nauk SSSR, Ser. Khim. (1986) 2534-8; cf. Chem. Abstr. 107:154461r.
- 394 X. Solans, M. Font-Altaba, R. Yanez, J. Ros, and R. Mathieu, *Acta Crystallogr., Sect. C: Cryst. Struct. Commun.* C43 (1987) 1533-5.
- 395 C. Alvarez-Toledano, A. Parlier, F. Rose-Munch, H. Rudler, J. C. Daran, C. Knobler, and Y. Jeannin, *J. Organometal. Chem.* 323 (1987) 371-84.
- 396 M. J. Begley, S. G. Puntambekar, and A. H. Wright, *J. Chem. Soc., Chem. Comm.* (1987) 1251-2.
- 397 G. Granozzi, P. Mougnot, J. Demuyne, and M. Benard, *Inorg. Chem.* 26 (1987) 2588-94.
- 398 K. A. Kubat-Martin, M. E. Barr, B. Spencer, and L. F. Dahl, *Organometallics* 6 (1987) 2570-9.
- 399 L. Busetto, V. Zanotti, V. G. Albano, D. Braga, and M. Monari, *Gazz. Chim. Ital.* 116 (1986) 101-3.
- 400 R. Kumar, A. R. Manning, and P. T. Murray, *J. Organometal. Chem.* 323 (1987) 53-65.
- 401 B. Callan, A. R. Manning, and F. S. Stephens, *J. Organometal. Chem.* 331 (1987) 357-77.
- 402 P. Donegan and A. R. Manning, *J. Organometal. Chem.* 336 (1987) 115-28.
- 403 S. Aime, M. Botta, R. Gobetto, D. Osella, and F. Padovan, *J. Chem. Soc., Dalton Trans.* (1987) 253-4.
- 404 A. H. Janowicz, *Eur. Pat. Appl. EP 222,619*; cf. Chem. Abstr. 107:218246j.
- 405 L. A. Paquette, J. A. McKinney, M. L. McLaughlin, and A. L. Rheingold, *Tetrahedron Lett.* 27 (1986) 5599-602.
- 406 B. E. Bursten and R. H. Cayton, *J. Am. Chem. Soc.* 109 (1987) 6053-9.
- 407 M. I. Altbach, Y. Hiyama, D. J. Gerson, and L. G. Butler, *J. Am. Chem. Soc.* 109 (1987) 5529-31.
- 408 C. P. Casey, E. A. Austin, and A. L. Rheingold, *Organometallics* 6 (1987) 2157-64.
- 409 C. P. Casey, L. K. Woo, P. J. Fagan, R. E. Palermo, and B. R. Adams, *Organometallics* 6 (1987) 447-54.
- 410 C. P. Casey and L. K. Woo, *J. Organometal. Chem.* 328 (1986) 161-8.
- 411 W. J. Sartain and J. P. Selegue, *Organometallics* 6 (1987) 1812-5.
- 412 G. B. Jacobsen, B. L. Shaw, and M. Thornton-Pett, *J. Chem. Soc., Dalton Trans.* (1987) 1489-93.
- 413 G. B. Jacobsen, B. L. Shaw, and M. Thornton-Pett, *J. Chem. Soc., Dalton Trans.* (1987) 1509-13.
- 414 E. Delgado, J. Hein, J. C. Jeffery, A. L. Ratermann, F. G. A. Stone, and L. J. Farrugia, *J. Chem. Soc., Dalton Trans.* (1987) 1191-9.
- 415 M. E. Garcia, J. C. Jeffery, P. Sherwood, and F. G. A. Stone, *J. Chem. Soc., Dalton Trans.* (1987) 1209-14.
- 416 P. G. Byrne, M. E. Garcia, J. C. Jeffery, P. Sherwood, and F. G. A. Stone, *J. Chem. Soc., Dalton Trans.* (1987) 1215-19.
- 417 M. D. Bermudez, E. Delgado, G. P. Elliott, N. H. T. Huy, F. Mayor-Real, F. G. A. Stone, and M. J. Winter, *J. Chem. Soc., Dalton Trans.* (1987) 1235-42.
- 418 P. G. Byrne, M. E. Garcia, N. H. T. Huy, J. C. Jeffery, and F. G. A. Stone, *J. Chem. Soc., Dalton Trans.* (1987) 1243-7.
- 419 J. Hein, J. C. Jeffery, P. Sherwood, and F. G. A. Stone, *J. Chem. Soc., Dalton Trans.* (1987) 2211-7.
- 420 P. G. Byrne, M. E. Garcia, J. C. Jeffery, P. Sherwood, and F. G. A. Stone, *J. Chem. Soc., Chem. Comm.* (1987) 53-5.
- 421 M. E. Garcia, N. H. T. Huy, J. C. Jeffery, P. Sherwood, and

- F. G. A. Stone, *J. Chem. Soc., Dalton Trans.* (1987) 2201-9.
- 422 F.-E. Baumann, J. A. K. Howard, R. J. Musgrove, P. Sherwood, M. A. Ruiz, and F. G. A. Stone, *J. Chem. Soc., Chem. Comm.* (1987) 1881-4.
- 423 F.-E. Baumann, J. A. K. Howard, O. Johnson, and F. G. A. Stone, *J. Chem. Soc., Dalton Trans.* (1987) 2917-25.
- 424 A. Seigneurin, T. Makani, D. J. Jones, and J. Roziere, *J. Chem. Soc., Dalton Trans.* (1987) 2111-8.
- 425 K. R. Pope and M. S. Wrighton, *J. Am. Chem. Soc.* 109 (1987) 4545-52.
- 426 P. Johnston, G. J. Hutchings, and N. J. Coville, *Inorg. Chim. Acta* 117 (1986) L11-2.
- 427 P. Johnston, G. J. Hutchings, L. Denner, J. C. A. Boeyens, N. J. Coville, *Organometallics* 6 (1987) 1292-300.
- 428 R. H. Fong and W. H. Hersh, *J. Am. Chem. Soc.* 109 (1987) 2843-5.
- 429 N. E. Kolobova, V. V. Derunov, A. S. Batsanov, and Yu. T. Struchkov, *Izv. Akad. Nauk SSSR, Ser. Khim.* (1987) 1191-2; cf. *Chem. Abstr.* 108:204781p.
- 430 I. Moldes, J. Ros, R. Mathieu, X. Solans, and M. Font-Bardia, *J. Chem. Soc., Dalton Trans.* (1987) 1619-22.
- 431 J. T. Spencer, M. R. Pourian, R. J. Butcher, E. Sinn, and R. N. Grimes, *Organometallics* 6 (1987) 335-43.
- 432 G. B. Jacobsen, B. L. Shaw, and M. Thornton-Pett, *J. Chem. Soc., Dalton Trans.* (1987) 2751-5.
- 433 A. M. Arif, D. J. Chandler, and R. A. Jones, *Organometallics* 6 (1987) 506-12.
- 434 R. E. Marsh and V. Schomaker, *Organometallics* 6 (1987) 1996-7.
- 435 X. Wang, J. Zhang, J. Li, S. Qi, Y. Xia, and R. Liu, *Kexue Tongbao (Foreign Lang. Ed.)* 32 (1987) 103-7; cf. *Chem. Abstr.* 107:88407z.
- 436 J. Powell, M. R. Gregg, and J. F. Sawyer, *J. Chem. Soc., Chem. Comm.* (1987) 1029-31.
- 437 G. B. Jacobsen, B. L. Shaw, and M. Thornton-Pett, *J. Chem. Soc., Dalton Trans.* (1987) 3079-83.
- 438 X. L. R. Fontaine, G. B. Jacobsen, B. L. Shaw, and M. Thornton-Pett, *J. Chem. Soc., Chem. Comm.* (1987) 662-4.
- 439 Yu. L. Slovokhotov and Yu. T. Struchkov, *J. Organometal. Chem.* 333 (1987) 217-35.
- 440 N. Binsted, J. Evans, G. N. Greaves, and R. J. Price, *J. Chem. Soc., Chem. Comm.* (1987) 1330-2.
- 441 D. H. Farrar and J. A. Lunniss, *J. Chem. Soc., Dalton Trans.* (1987) 1249-52.
- 442 J. J. Venter and M. A. Vannice, *J. Am. Chem. Soc.* 109 (1987) 6204-5.
- 443 R. E. Tecklenburg, Jr. and D. H. Russell, *J. Am. Chem. Soc.* 109 (1987) 7654-62.
- 444 J. G. Bentsen and M. S. Wrighton, *J. Am. Chem. Soc.* 109 (1987) 4530-4.
- 445 A. Basu, S. Bhaduri, and K. R. Sharma, *J. Organometal. Chem.* 319 (1987) 407-10.
- 446 C. K. Chen, C. H. Cheng, and T. H. Hseu, *Organometallics* 6 (1987) 868-72.
- 447 L.-R. Frank, A. Winter, and G. Huttner, *J. Organometal. Chem.* 335 (1987) 249-53.
- 448 S. L. Yang, C. S. Li, and C. H. Cheng, *J. Chem. Soc., Chem. Comm.* (1987) 1872-4.
- 449 Yu. A. Belousov and T. A. Kolosova, *Polyhedron* 6 (1987) 1959-70.
- 450 E. J. Wucherer and H. Vahrenkamp, *Angew. Chem. Int. Ed. Engl.*

- 26 (1987) 355-6.
- 451 K. Knoll and G. Huttner, *J. Organometal. Chem.* 329 (1987) 369-74.
- 452 K. Knoll, G. Huttner, T. Fassler, and L. Zsolnai, *J. Organometal. Chem.* 327 (1987) 255-67.
- 453 K. Knoll, G. Huttner, L. Zsolnai, and O. Orama, *J. Organometal. Chem.* 327 (1987) 379-92.
- 454 K. Knoll, G. Huttner, and L. Zsolnai, *J. Organometal. Chem.* 332 (1987) 175-99.
- 455 T. K. Dutta, J. C. Vites, G. B. Jacobsen, and T. P. Fehlner, *Organometallics* 6 (1987) 842-7.
- 456 T. K. Dutta, X. Meng, J. C. Vites, and T. P. Fehlner, *Organometallics* 6 (1987) 2191-200.
- 457 M. M. Lynam, D. M. Chipman, R. D. Barreto, and T. P. Fehlner, *Organometallics* 6 (1987) 2405-12.
- 458 E. Sappa, *J. Organometal. Chem.* 323 (1987) 83-9.
- 459 D. E. Fogg, N. J. Taylor, A. Meyer, and A. J. Carty, *Organometallics* 6 (1987) 2252-4.
- 460 J. A. Hriljac and D. F. Shriver, *J. Am. Chem. Soc.* 109 (1987) 6010-15.
- 461 M. J. Went, M. J. Sailor, P. L. Bogdan, C. P. Brock, and D. F. Shriver, *J. Am. Chem. Soc.* 109 (1987) 6023-9.
- 462 A. A. Aitchison and L. J. Farrugia, *Organometallics* 6 (1987) 819-29.
- 463 T. M. Bockman and J. K. Kochi, *J. Am. Chem. Soc.* 109 (1987) 7725-35.
- 464 Yu. P. Sobolev and A. I. Nakhaev, *Zh. Vses.Khim. O-va. im. D. I. Mendeleeva* 32 (1987) 598; cf. *Chem. Abstr.* 108:94734r.
- 465 A. A. Pasynskii, A. S. Katugin, I. L. Eremenko, R. Orazsakhatov, V. M. Novotortsev, A. S. Abdullaev, A. I. Nekhaev, V. E. Shklover, and Yu. T. Struchkov, *Izv. Akad. Nauk SSSR, Ser. Khim.* (1986) 2395-6; cf. *Chem. Abstr.* 108:22019p.
- 466 G. D. Williams, R. R. Whittle, G. L. Geoffroy, and A. L. Rheingold, *J. Am. Chem. Soc.* 109 (1987) 3936-45.
- 467 M. I. Bruce, M. G. Humphrey, O. bin Shawkataly, M. R. Snow, and E. R. T. Tiekink, *J. Organometal. Chem.* 336 (1987) 199-219.
- 468 K. H. Whitmire, M. Shieh, C. B. Lagrone, B. H. Robinson, M. R. Churchill, J. C. Fettinger, and R. F. See, *Inorg. Chem.* 26 (1987) 2798-807.
- 469 M. Casarin, D. Ajo, D. Lentz, R. Bertocello, and G. Granozzi, *Inorg. Chem.* 26 (1987) 465-7.
- 470 R. Rumin and F. Y. Petillon, *J. Organometal. Chem.* 336 (1987) C50-4.
- 471 K. A. Kubat-Martin, B. Spencer, and L. F. Dahl, *Organometallics* 6 (1987) 2580-7.
- 472 R. Shojaie and J. D. Atwood, *Inorg. Chem.* 26 (1987) 2199-201.
- 473 S. Ching, M. Sabat, and D. F. Shriver, *J. Am. Chem. Soc.* 109 (1987) 4722-3.
- 474 L. J. Farrugia, *J. Chem. Soc., Chem. Comm.* (1987) 147-9.
- 475 P. Mathur and I. J. Mavunkal, *Inorg. Chim. Acta* 126 (1987) L9-10.
- 476 A. A. Ioganson, G. V. Burmakina, V. A. Trukhacheva, A. I. Rubailo, N. G. Maksimov, and N. A. Deikhina, *Izv. Akad. Nauk SSSR, Ser. Khim.* (1987) 1296-300; cf. *Chem. Abstr.* 108:157900
- 477 P. Braunstein, N. Guarino, C. de M. de Bellefon, and J.-L. Richert, *Angew. Chem. Int. Ed. Engl.* 26 (1987) 88-9.
- 478 B. A. Cowans, R. C. Haltiwanger, and M. Rakowski-Dubois, *Organometallics* 6 (1987) 995-1004.
- 479 M. Ahlgren, T. T. Pakkanen, and I. Tahvanainen, *J.*

- Organometal. Chem. 323 (1987) 91-102.
- 480 T. Albiez and H. Vahrenkamp, *Angew. Chem.* **99** (1987) 561-2.
- 481 R. P. Planalp and H. Vahrenkamp, *Organometallics* **6** (1987) 492-9.
- 482 T. Albiez, W. Bernhardt, C. Von Schnering, E. Roland, H. Bantel, and H. Vahrenkamp, *Chem. Ber.* **120** (1987) 141-51.
- 483 P. Braunstein and B. Oswald, *J. Organometal. Chem.* **328** (1987) 229-37.
- 484 J. Calvet, O. Rossell, M. Seco, and P. Braunstein, *J. Chem. Soc., Dalton Trans.* (1987) 119-21.
- 485 G. Fachinetti, G. Fochi, T. Funaioli, and P. F. Zanazzi, *J. Chem. Soc., Chem. Comm.* (1987) 89-90.
- 486 R. H. Dawson and A. K. Smith, *J. Chem. Soc., Chem. Comm.* (1987) 826-7.
- 487 A. A. Low and J. W. Lauher, *Inorg. Chem.* **26** (1987) 3863-71.
- 488 N. P. Rath and T. P. Fehlner, *J. Am. Chem. Soc.* **109** (1987) 5273-4.
- 489 C. E. Housecroft, M. L. Buhl, G. J. Long, and T. P. Fehlner, *J. Am. Chem. Soc.* **109** (1987) 3323-9.
- 490 C. E. Housecroft and A. L. Rheingold, *Organometallics* **6** (1987) 1332-40.
- 491 P. L. Stanghellini, M. J. Sailor, P. Kuznesof, K. H. Whitmire, J. A. Hriljac, J. W. Kolis, Y. Zheng, and D. F. Shriver, *Inorg. Chem.* **26** (1987) 2950-4.
- 492 J. A. Hriljac, E. M. Holt, and D. F. Shriver, *Inorg. Chem.* **26** (1987) 2943-9.
- 493 P. L. Bogdan, C. Woodcock, and D. F. Shriver, *Organometallics* **6** (1987) 1377-81.
- 494 J. S. Bradley, S. Harris, J. M. Newsam, E. W. Hill, S. Leta, and M. A. Modrick, *Organometallics* **6** (1987) 2060-9.
- 495 M. L. Blohm and W. L. Gladfelter, *Inorg. Chem.* **26** (1987) 459-63.
- 496 C. K. Schauer and D. F. Shriver, *Angew. Chem. Int. Ed. Engl.* **26** (1987) 255-6.
- 497 S. Harris, *Inorg. Chem.* **26** (1987) 4278-85.
- 498 H. Ogino, H. Tobita, K. Yanagisawa, M. Shimoi, and C. Kabuto, *J. Am. Chem. Soc.* **109** (1987) 5847-8.
- 499 J. Jordanov, J. Gaillard, M. K. Prudon, and J. G. M. Van der Linden, *Inorg. Chem.* **26** (1987) 2202-5.
- 500 K. Knoll, T. Fassler, and G. Huttner, *J. Organometal. Chem.* **332** (1987) 309-20.
- 501 M. G. Richmond and J. K. Kochi, *J. Organometal. Chem.* **323** (1987) 219-32.
- 502 M. Ichikawa, *Homogeneous Heterog. Catal., Proc. 5th Int. Symp. Relat. Homogeneous Heterog. Catal.* (1986) 819-35; cf. *Chem. Abstr.* **108**:111577m.
- 503 A. Fukuoka, M. Ichikawa, J. A. Hriljac, and D. F. Shriver, *Inorg. Chem.* **26** (1987) 3643-5.
- 504 R. P. Brint, M. P. Collins, T. R. Spalding, F. T. Deeney, G. Longoni, and R. della Pergola, *J. Organometal. Chem.* **319** (1987) 219-28.
- 505 M. K. Alami, F. Dahan, and R. Mathieu, *J. Chem. Soc., Dalton Trans.* (1987) 1983-9.
- 506 J. Huang, Q. Cai, M. He, M. Huang, and J. Lu, *Huaxue Xuebao* **45** (1987) 208-9; cf. *Chem. Abstr.* **108**:56297t.
- 507 P. M. Loggenberg, L. Carlton, R. G. Copperthwaite, and G. J. Hutchings, *J. Chem. Soc., Chem. Comm.* (1987) 541-3.
- 508 D. C. Koningsberger, C. P. J. H. Borgmans, A. M. J. van Elderen, B. J. Kip, and J. W. Niemantsverdriet, *J. Chem. Soc., Chem. Comm.* (1987) 892-4.
- 509 A. F. H. Wielers, C. M. A. M. Mesters, G. W. Koebrugge, C. J. G. Van der Grift, and J. W. Geus, *Stud. Surf. Sci. Catal.* **31** (1987) 401-19; cf. *Chem. Abstr.* **107**:142171h.