

Journal of Organometallic Chemistry, 404 (1991) 1-48
 Elsevier Sequoia S.A., Lausanne
 JOM 21440AS

BORON: BORANES IN ORGANIC SYNTHESIS
ANNUAL SURVEY COVERING THE YEAR 1988

George W. Kabalka and Laila H.M. Guindi

Department of Chemistry
 University of Tennessee
 Knoxville, TN 37996-1600 (USA)

CONTENTS

A.	INTRODUCTION	3
B.	BORANE REAGENTS	3
1.	Hydroborating Agents	3
a.	BH ₃	3
b.	RBH ₂	4
c.	R ₂ BH	6
d.	R ₃ BH ⁻	10
2.	Reducing Agents	11
a.	BH ₃	11
b.	RBH ₂	13
c.	R ₂ BH	13
d.	R ₃ B	15
e.	R ₄ B ⁻	16
3.	Mechanism and Theory	20
a.	Theory	20
b.	Spectroscopy	22
c.	Structure	24
4.	Synthesis of Organoboranes	24
C.	CARBON-CARBON BOND FORMATION	28
1.	Homologation	28
2.	Alkenyl- and Arylborates	29

Previous review see *J. Organomet. Chem.*, 392 (1990) 1-49

References p. 43

3.	Propargyl- and Allylboranes	35
4.	Enol Borinates	38
5.	Boroadamantanes	40
D.	CARBON-HETEROATOM BOND FORMATION	40
1.	Group VII	40
2.	Group VI	42
3.	Group V	43
F.	REFERENCES	43

A. INTRODUCTION

Organoboranes have become one of the most significant classes of organometallics used in organic synthesis. Numerous studies have established that organoboranes transfer an alkyl group to elements of synthetic interest with complete maintenance of stereochemical integrity. The boranes are also used in thousands of hydroborations and reductions each year. This review focuses on reports concerning new methodology and/or new reagents and not on the routine use of boranes and borohydrides.

B. BORANE REAGENTS

1. Hydroborating agents

The asymmetric hydroboration-oxidation sequence has been developed as one of the methodologies for obtaining regio- and stereochemically defined alcohols; several exciting new reagents are described in this section.

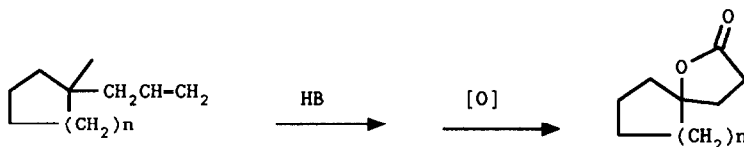
a. BH_3

Borane solutions in THF ($BH_3 \cdot THF$) or dimethyl sulfide (BMS) are routinely utilized for hydroborations. Montury and coworkers report that the hydroboration of trimethylsilyl derivatives of olefinic amines provides a convenient route to aminoboronic acids¹.

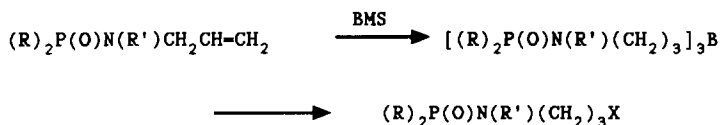


Wu, Kakuzo and Yoshio carried out hydroborations of alkenes and alkadienes by generating borane *in situ* from sodium borohydride and zirconium salts in the presence of crown ethers².

The synthesis of γ -lactones by hydroboration-oxidation of homoallylic alcohols was reported by Nguyen, Mavrov and Chrelashvili³.



Benmaarouf, Baboulene, Speziale and Lattes describe the synthesis of γ -halogenopropyl phosphoramidates by hydroboration-halogenation of N-phosphorylated allylamines; the use of allyl

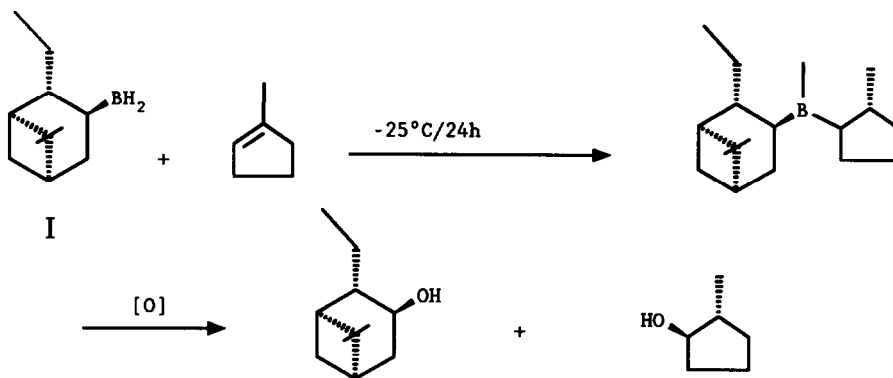


R=alkoxy R'-alkyl, aryl X=Br, I

phosphoramidates lead to a good regioselectivity in the addition of the boron atom to the terminal carbon atom of the allyl structure⁴.

b. RBH_2


The functionalities available through hydroboration of alkenes with subsequent modification of the resulting organoboranes are extensive. Hydroboration of prochiral olefins with chiral hydroborating agents such as IpcBH_2 proceed with remarkable asymmetric induction, making this reaction a most valuable one for asymmetric organic synthesis. Brown and his coworkers prepared and used mono(2-ethylapoisopinocampheyl)borane (EapBH_2), I, as a chiral hydroborating agent for *trans* and trisubstituted olefins⁵. The data supported the postulation that



increasing the steric bulk at the 2-position of pinene would lead to a favorable increment in the optical induction.

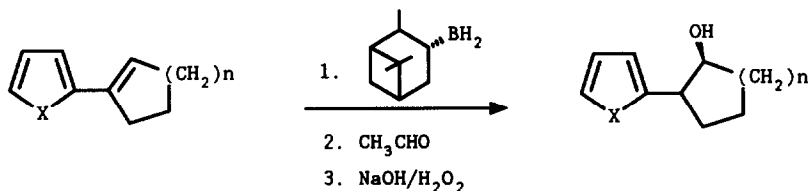
Soderquist, Hwang-Lee and Barnes determined the single X-ray structure of a monoisopinocampheylborane-*N,N,N',N'*-tetramethylethylenediamine (TMEDA) complex (2:1). On the basis of this x-ray structure, the selectivity of the reagent in hydroboration reactions was explained⁶.

Soderquist and his coworkers also studied the asymmetric hydroboration of various vinylsilanes with monoisopinocampheylborane (IpcBH₂). They found β -substitution on the vinylsilane gives monomeric dialkylborane adducts in which the boryl group is α to the silicon⁷.



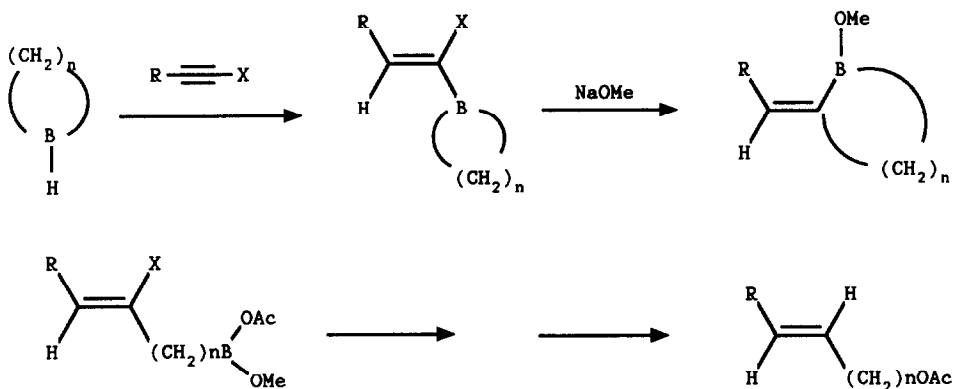
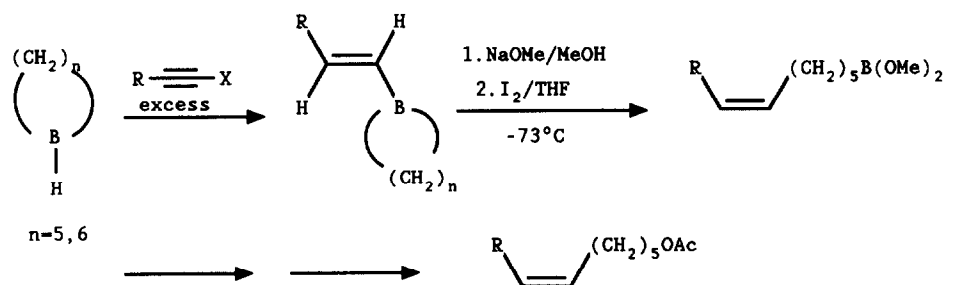
when R'-R"-H the yield is 57 + 43
 when R'-R"-CH₃ the yield is 98 + 2
 R = Me or Et

Brown and his coworkers used monoisopinocampheylborane (IpcBH₂) in asymmetric hydroborations of a series of 1-heteroarylcycloalkenes to synthesize *trans*-2-heteroaryl-cycloalkyl boronates (and derived alcohols) of very high enantiomeric purity⁸.

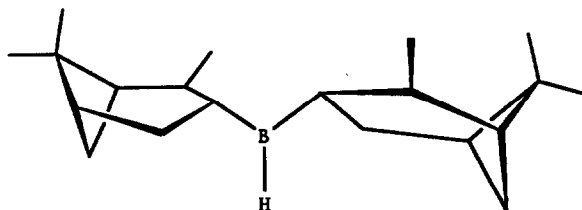


c. R₂BH

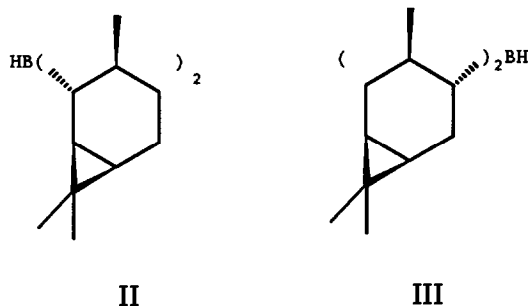
Brown and his coworkers successfully utilized readily available borinane and borepane for the stereospecific syntheses of (Z)- and (E)-6- and -7-alken-1-ols⁹. Peterson and Stepanian



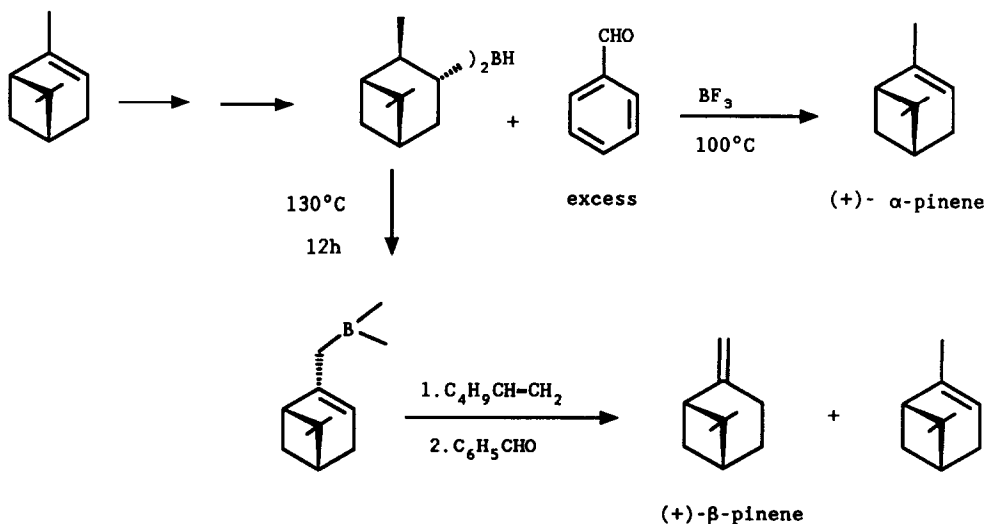
used crystalline diisopinocampheylborane to hydroborate several bulky vinyl ethers; low enantiomeric excesses were achieved¹⁰.



Brown, Prasad and Zaidlewicz prepared the new hydroborating agents 2- and 4-dicaranylboranes (II and III). The reagents readily hydroborate prochiral *cis* disubstituted olefins to yield the corresponding dialkylboranes which, on oxidation, produce chiral alcohols of opposite absolute configuration in good to excellent ee^{11} . Brown and Joshi describe an improved method for the

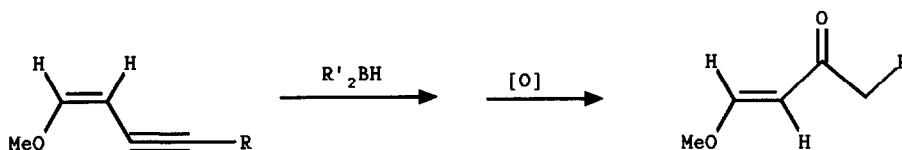


preparation of optically pure diisopinocampheylborane (IPC_2BH) from commercially available (+) and (-)- α -pinene. IPC_2BH can also be used for the preparation of optically pure (+)- α -pinene, as well as the relatively rare (+)- β -pinene¹².



Zweifel and his coworkers used the chemo- and regioselective hydroboration of (*Z*)-methoxyenynes with dialkylboranes to

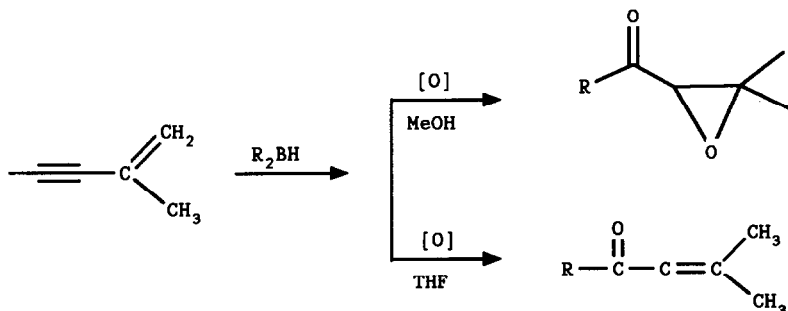
synthesize the valuable (E)-methoxyenones¹³. Interestingly the expected (Z)-methoxyenone products initially formed isomerized to the thermodynamically more stable (E)-isomers under the reaction condition.



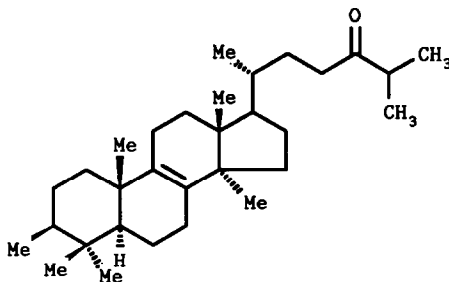
R' = cyclohexyl, 1,2-dimethyl propyl

For the synthesis of functionalized hydrocarbon polymers, Chung, Raate, Berluche and Schulz selectively hydroborated 1,2-polybutadienes in the presence of the 1,4-moieties¹⁴. Chung also prepared α -olefin polymers and copolymers from borane monomers obtained from monohydroboration of 1,7-octadiene with 9-borobicyclo[3.3.1]nonane in THF¹⁵.

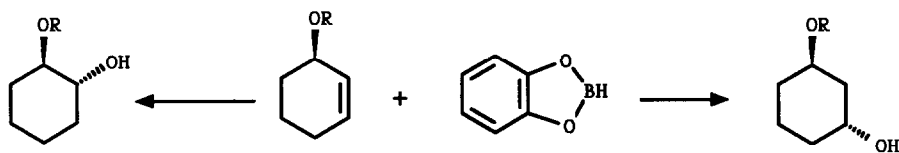
Zweifel and Shoup prepared α,β -unsaturated ketones and α,β -epoxy ketones via the hydroboration of 1-halo-3-alken-1-yne¹⁶.



Parish, Honda, Chitrakorn and Taylor used a selective hydroboration of the C(24) double bond in lanosterol, followed by oxidation of the C-B bond, to prepare lanost-8-en-3 β -ol-24-one (24-ketolanosterol)¹⁷.

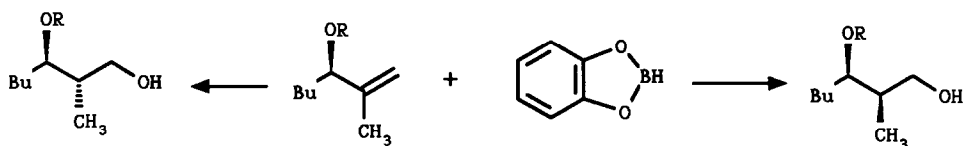


Evans, Fu and Hoveyda reported an extensive investigation of the rhodium-catalyzed hydroboration process. Wilkinson's catalyst $[\text{Rh}(\text{PPh}_3)_3\text{Cl}]$ possesses better regio- and diastereoselective properties than $[\text{Rh}(\text{nbd})(\text{diphos-4})]\text{BF}_4^{18}$. The stereochemical consequences of the catalyzed and uncatalyzed catecholborane hydroboration processes are different. Burgess and Ohlmeyer used



Uncatalyzed >80%

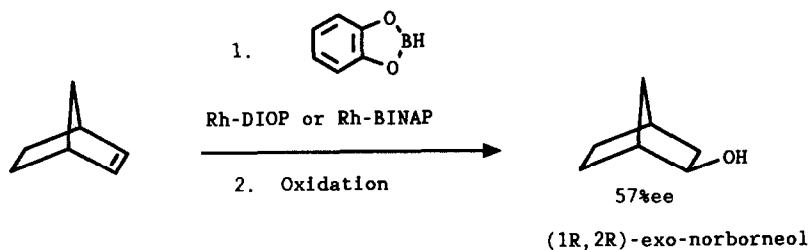
Catalyzed >80%



Uncatalyzed >80%

Catalyzed >80%

a homochiral rhodium-phosphene complex (DIOP or BINAP) for the enantioselective hydroboration of alkenes by catecholborane¹⁹. The optical purity of the norborneol was inversely related to the reaction temperature.

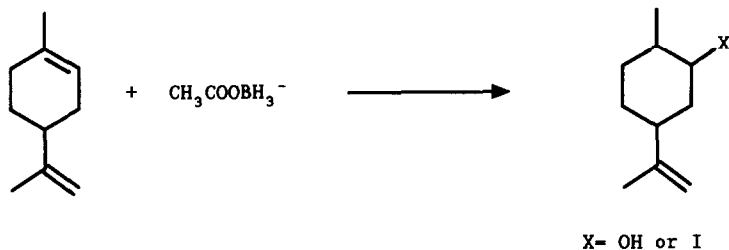


DIOP = 2,3-O-isopropylidene-2,3-dihydroxy-1,4-bis(diphenylphosphino)butane.

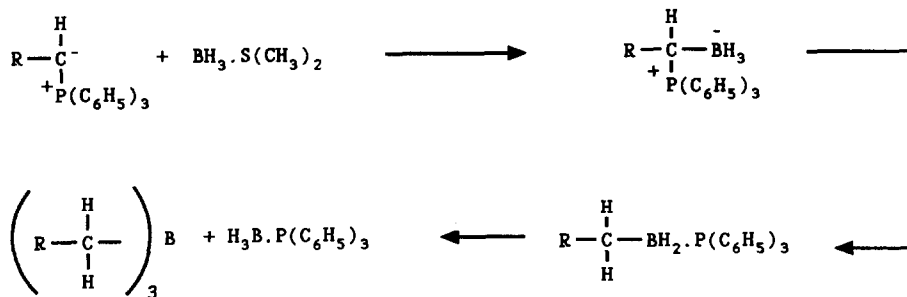
BINAP = 2,2'-bis(diphenylphosphino)-1,1'-binaphthyl.

d. R_3BH^-

Gautam, Singh and Dhillon used acetoxyborohydride for the regioselective hydroboration of dienes to afford products, after oxidation or iodination, derived exclusively from the more substituted double bond²⁰.



Bestmann and his group report that triphenylphosphonium ylides add borane to form alkylidenetriphenylphosphoraneboranes which rearrange on heating to give the triphenylphosphane-monoalkylborane adducts. The adducts can participate in hydroboration reactions²¹.

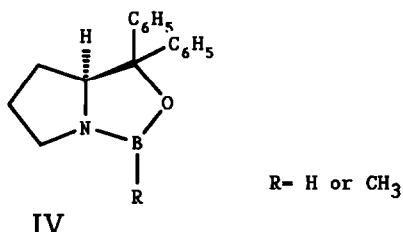


R = H, CH₃

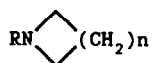
2. Reducing agents

a. BH_3

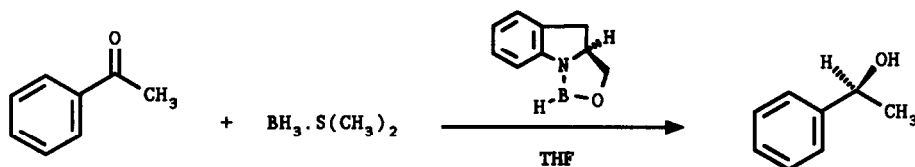
Corey and his coworkers described the preparation of a chiral oxazaborolidine (IV) which they utilized as a catalyst in the borane reduction of α -chloroacetophenone to (S)-(+)- α -(chloromethyl) benzenemethanol in 97% yield and 96.5% ee. The chloro alcohol was used to prepare (S)-(-)-phenyloxirane in 96% yield²².



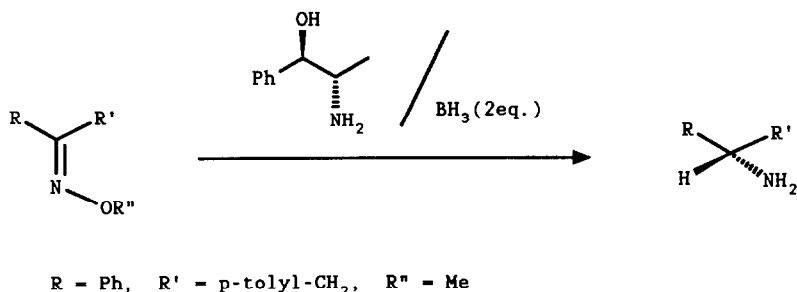
Choi and his coworkers studied the exceptionally slow reduction of phenylmalonic acid by borane-THF, they concluded that a relatively stable cyclic intermediate formed initially. From this intermediate a second intermediate was formed, by α -hydrogen abstraction, which is resistant to further reduction²³. Venuti and Ort used borane-methyl sulfide in THF for the reductive cyclization of ω -ester alkylamides providing a convenient synthesis of N-substituted cyclic amines²⁴. Youn, Lee and Pak



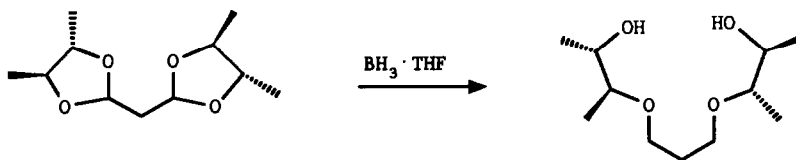
reduced prochiral ketones with borane-methyl sulfide (BMS) in the presence of chiral oxazaborolidine to afford the corresponding secondary alcohols in moderate to high (46-97%) optical yields. They found the optimum ratio of ketone:catalyst:BMS to be 1:1:2²⁵.



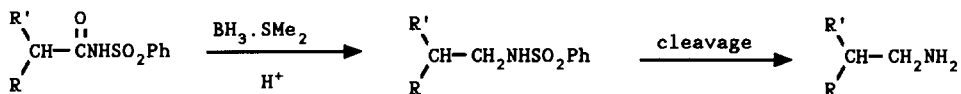
Sakito, Suzukamo and Yoneyoshi used (-)-norphedrine and 2 eq. of BH_3 as a chiral reducing agent for ketoxime ethers. They obtained (S) and (R) amines in up to 92% ee and established that the preferred absolute configuration of the amine was dependent on the geometry of the oxime ether²⁶.



Interest in the synthesis of highly substituted crown ethers prompted Gutierrez and his coworkers to develop a convenient synthesis of substituted polyether diols (crown ether precursors), by the selective reductive cleavage of C-O bonds in bis(cyclic acetals) [or bis(cyclic hemithioacetals)] by borane or monochloroborane²⁷. Belletire and Fry describe a useful approach



to primary amines. Reduction of acylsulfonamides to sulfonamides by borane, when coupled to standard sulfonamide cleavage procedures, provides a general route to primary amines²⁸.



$\text{R} = \text{H}, \text{CH}_3$

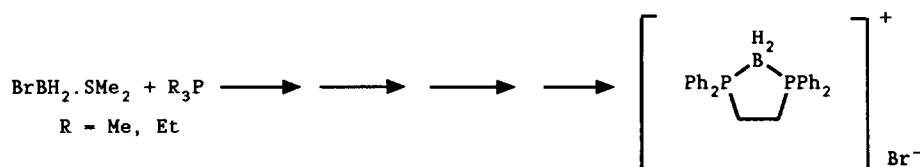
$\text{R}' = \text{CH}_3(\text{CH}_2)_5, \text{C}_6\text{H}_5\text{CH}_2, (3,4,5\text{-OCH}_3)\text{C}_6\text{H}_2\text{CH}_2, (\text{CH}_3)_2\text{CH}, \text{C}_6\text{H}_5\text{O}, \text{CH}_3, \text{H}.$

Green and his group used transition metal mediated homologation of $\text{BH}_3 \cdot \text{THF}$ to prepare arachno-2-tungstametallaborane, $[\text{WH}_3(\text{PMe}_3)_3\text{B}_3\text{H}_8]$, in over 90% yield²⁹.

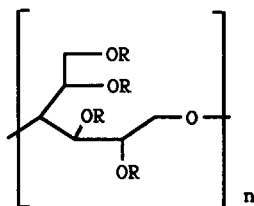


b. RBH_2

Schmidbaur, Wimmer, Reber and Mueller prepared the hydrotris (phosphonio)borate dication in several steps from bromoboranes³⁰.

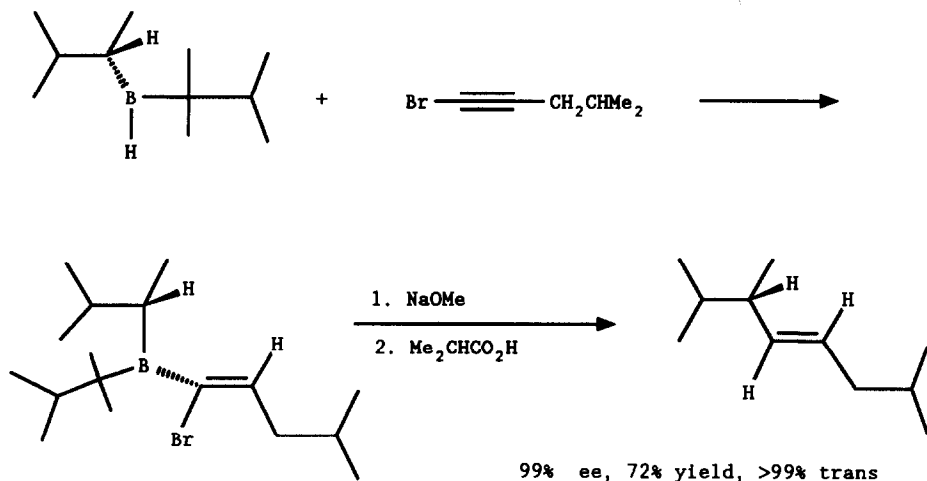


Dahlhoff, Imre and Koester used ethyldiboranes in the presence of 9-methanesulfonyloxy-9-borobicyclo[3.3.1]nonane for the regioselective reduction of cellulose to yield poly(1,4-anhydro-D-glucitols)³¹.

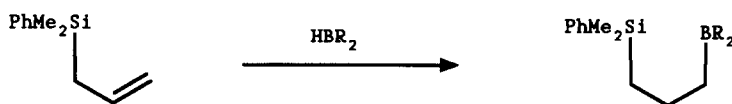


c. R_2BH

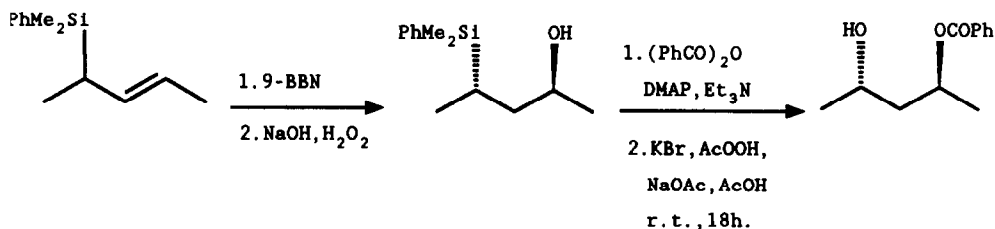
Brown, Bakshi and Singaram provided a simple procedure for the synthesis of various optically active monoalkylhexylboranes, which are valuable reagents for chiral synthesis. The synthetic potential of these monoalkylhexylboranes was demonstrated by carrying out reactions leading to the synthesis of optically active *trans*-olefins, *cis*-olefins, alkynes and ketones of very high enantiomeric purities³².



Fleming and Lawrence found 9-BBN to be a highly selective hydroborating agent for most types of allylsilanes. The products have the metals (silicon and boron) in a 1,3 relationship and each be replaced by a hydroxy group independently of each other³³.



The authors later converted the products stereospecifically into 1,3-diols³⁴.



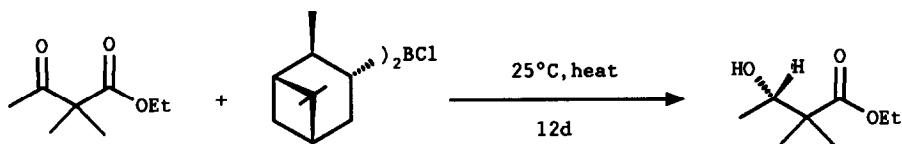
Cha, Lee, Yoon and Lee used 9-borabicyclo[3.3.1]nonane and tetrabutylammonium bromide to reduce Li or Na salts of carboxylic acid [e.g. PrCO₂H, Me₂CHCO₂H, cyclohexanecarboxylic acid, p-ClC₆H₄CO₂H and p-(HO₂C)₂C₆H₄] to give the corresponding

aldehydes. Yields of aliphatic aldehydes (85-99%) were higher than those of the aromatic aldehydes (38-99%)³⁵.

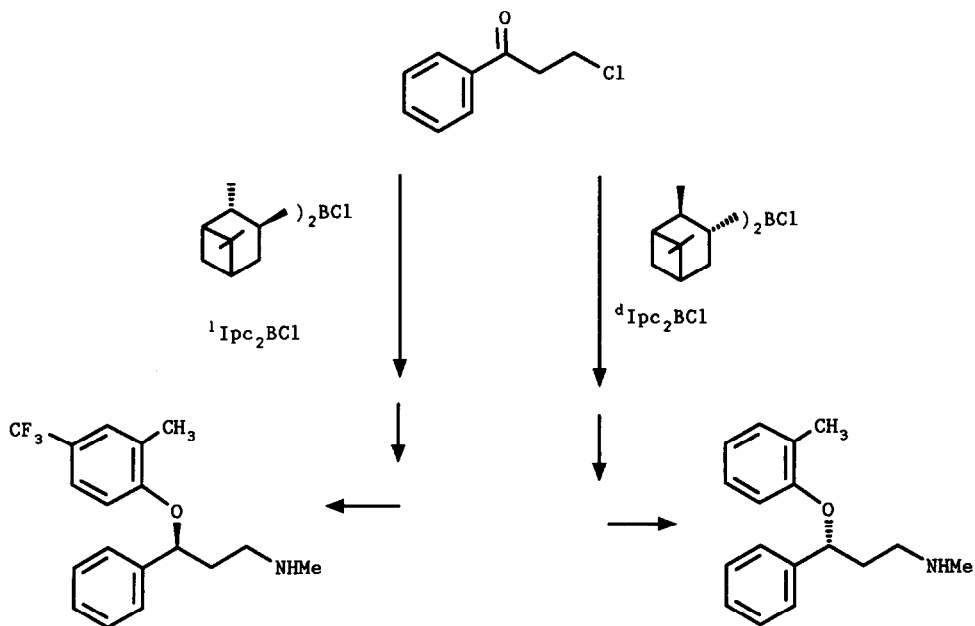
Cha, Oh, Lee, Yoon and Lee were able to directly transform carboxylic acids into aldehydes by stepwise treatment of acyloxy-9-borabicyclo[3.3.1]nonane with *tert*-butyllithium and 9-BBN³⁶. The same authors also report the exceptionally facile reduction of carboxylic acid salts to aldehydes by 9-BBN in THF³⁷.

d. R_3B

Brown and his coworkers report that diisopinocampylchloroborane is as an exceptionally efficient chiral reducing agent for a large variety of ketones. The reduction of simple dialkyl ketones yielded the corresponding alcohols with very low optical induction while arylalkyl ketones gave excellent asymmetric induction. The reagent reduces α -tertiary aliphatic ketones under neat conditions at room temperature³⁸.

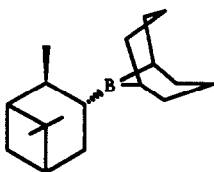


Brown, Srebnik and Ramachandran demonstrated that diisopinocampylchloroborane, Ipc_2BCl , is an excellent chiral reducing reagent for haloarylalkyl ketones. The corresponding haloalcohols are generally obtained in >90% ee. The reagent provides for highly enantioselective syntheses of the antidepressant agents Tomoxetine, Fluoxetine and Nisoxetine³⁹.



Brown and his group report the enantioselective ring-cleavage of meso-epoxides with β -halodiisopinocampheylboranes (in particular the bromide and iodide which differentiate between the enantiotopic C-O bonds of meso-epoxides) to obtain optically active 1,2-halohydrins⁴⁰.

Flynn and Beight used S-Alpine Borane to reduce an α -keto

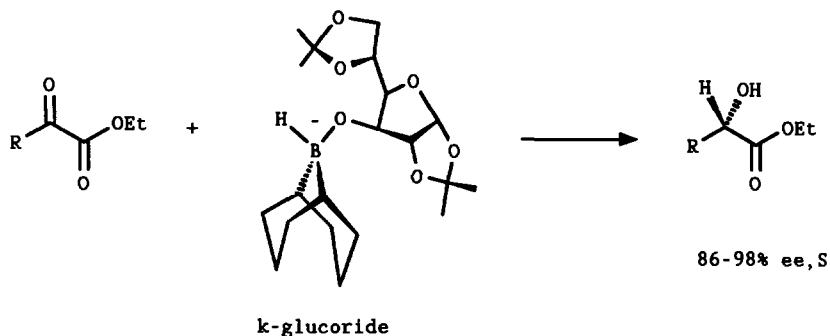


ester to produce ethyl (R)-2-hydroxy-4-phenylbutyrate. The latter is a useful intermediate in the synthesis of enzyme inhibitors⁴¹.

e. R_4B^-

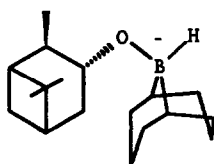
Brown and his coworkers provided a convenient and simple synthesis of a highly effective chiral borohydride reagent, K-glucoride. The reagent produces high optical inductions in the

reductions of prochiral ketones, including hindered aliphatic ketones, alkyl aromatic ketones and α -keto esters. Moreover, the



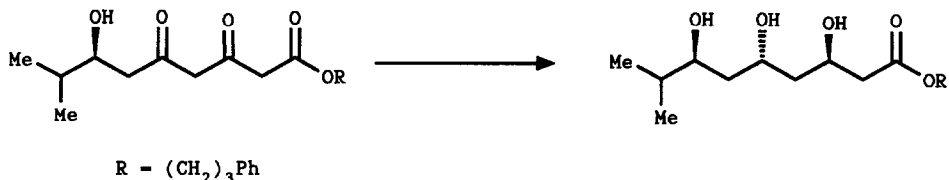
R = Me, Et, n-Pr, i-Pr, i-Bu, t-Bu, Ph or 1-naphthyl

directions of the asymmetric inductions are consistent: the reduction provides the corresponding alcohols enriched in the R enantiomers for both aliphatic and alkyl aromatic ketones. α -Hydroxy esters produce products enriched in the S enantiomers⁴². Cha, Lee, Yoon, Lee and Yoon also used the K-glucoride and another chiral potassium 9-BBN system in the reduction of (\pm)-1,2-epoxyalkanes to yield the (R)-2-alkanols in modest enantiomeric excess⁴³.



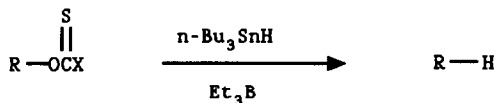
Evans, Chapman and Carreira used tetramethylammonium triacetoxymborohydride to reduce acyclic β -hydroxyketones with high anti diastereoselectivity. In every case that has been examined, good to excellent yields of diastereomerically homogeneous diols are obtained⁴⁴. These reductions apparently proceed via a rate-determining, acid-promoted exchange of the substrate hydroxyl

group for an acetate of the triacetoxyborohydride anion prior to the reduction step.



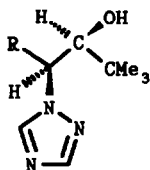
Cha and his coworkers used a new class of stereoselective reducing agents, potassium 9-alkyl-9-boratabicyclo[3.3.1]nonanes, and found potassium 9-t-butyl-9-boratabicyclo[3.3.1]nonane to be the most effective⁴⁵.

Oshima and his coworkers describe a facile reduction of dithiocarbonates with $n\text{-Bu}_3\text{SnH-Et}_3\text{B}$, providing an easy access to hydrocarbons from secondary alcohols⁴⁶.

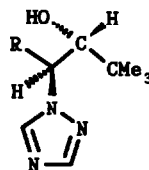


R = cyclododecyl X = SMe (93%)

Roesslein and Tamm report that the key step in the preparation of optically active 1,3-diols was the selective reduction of (R)- $\text{RCH}_2\text{CH}_2\text{CH}(\text{OH})\text{CH}_2\text{COME}$ by sequential treatment with $\text{Bu}_3\text{B-air}$ and NaBH_4 ⁴⁷. Thieme, Sauter and Reissenweber found the diastereoselectivity of the borohydride reduction of α -triazolyl ketones was altered by TiCl_4 . In the absence of TiCl_4 , the formation of diastereomers VI with OH and triazole groups syn to each other was preferred. While in the presence of TiCl_4 the diastereomer with OH and triazole groups anti was selectively formed⁴⁸.

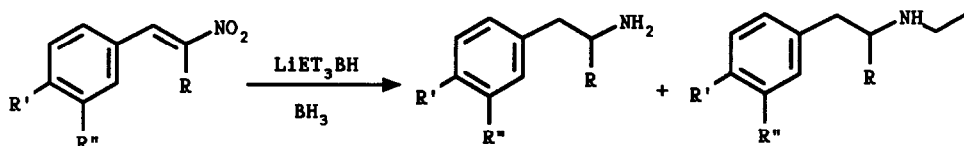


V

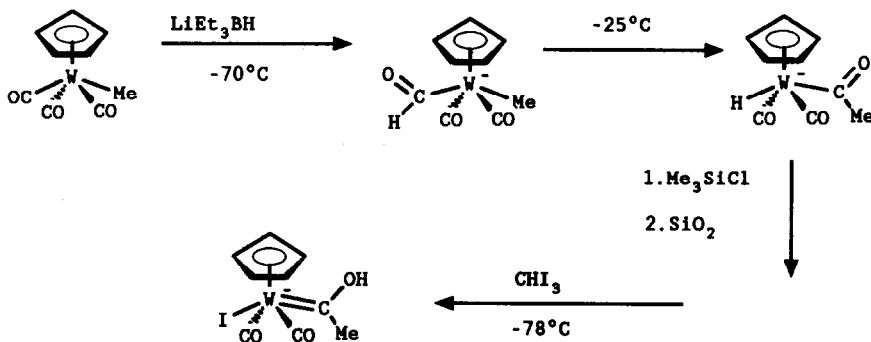


VI

Kabalka and his coworkers found that the reaction of LiBHET_3 with nitroalkenes in the presence of borane results in the unexpected formation of *N*-ethylamine derivatives. Their evidence supports a reaction sequence involving the 1,2-addition of BH_3 to a nitroso intermediate⁴⁹.



Gauntlett, Mann and Winter added LiEt_3BH to $\text{CpWMe}(\text{CO})_3$ to form $\text{trans}[\text{CpWMe}(\text{CHO})(\text{CO})_2]^-$ and $\text{trans}[\text{CpWH}(\text{COMe})(\text{CO})_2]^-$. The latter reacts with CHI_3 ; and the product was subsequently treated with Me_3SiCl and SiO_2 to yield carbenes⁵⁰.



Shimagaki, Suzuki, Nakata and Oishi also report a highly

syn-selective reduction of α -phenylthio- β -methoxy ketones with super-hydride⁵¹.

3. Mechanism and Theory

a. Theory

Dewar and his coworkers parameterized AM1 for boron⁵² and reported an extensive set of calculations for a variety of boron-containing compounds. Most of the results are better than those given by MNDO and related quantum mechanical treatments in which major problems are encountered in attempts to interpret the structures of the boron hydrides and carboranes. Ab initio Hartree-Fock methods fail, for example, to reproduce the heat of dimerization of borane to diborane unless a large basis set is used together with adequate allowance for electron correlation. The same situation holds generally true for reactions such as hydroboration. They find that AM1 procedure provides results comparable with those from high level ab initio methods at a very small fraction of the cost in computing time.

A theoretical study of the structure and stability of diborane was reported in which the geometry was optimized at the SCF level. The total energies and the dissociation energies were refined using Moeller-Plesset 3rd order perturbation theory⁵³.

Forcada, Moscardo and San-Fabian⁵⁴ performed MO-LCAO-SCF calculations to analyze the interaction of first row atoms and BH_3 . Interaction energies of the predicted stable systems: $2BBH_3$, CBH_3 , and $3OBH_3$ were calculated. Horn, Ahlrichs, and Koelmel also carried out SCF calculations on borane hydrides⁵⁵.

Paddon-Row and Wong performed an ab initio study on a borane radical.⁵⁶ The potential energy surface for the BH_2 radical has been investigated using ab initio MO theory. Stationary points were located at the UHF and UMP2 levels with the 6-31G(d) and 6-31G(df,p) basis sets, and characterized by

harmonic frequency calculations. Single-point calculations on the optimized structures were carried out at the UMP4 level using the 6-311G (df,p) basis set. BH_4 has only two stable structures, one of C_{2v} ($2B_1$) symmetry and the other of C_{3v} ($2A_1$) symmetry. The C_{2v} structure is the global minimum, lying about 55 kJ mol⁻¹ below the C_{3v} structure. The C_{3v} structure is predicted to have only fleeting existence, dissociating to BH_3 and H with negligible activation energy. The C_{2v} structure is predicted to be kinetically stable to dissociation at 77 K, in agreement with the ESR data for BH_4 . However, it should rapidly dissociate to BH_3 and H above 250 K. Intramolecular hydrogen scrambling pathways in C_{2v} BH_4 were also investigated. Two such processes were identified: homochiral scrambling (H exchange with retention of configuration at B), and heterochiral scrambling (H exchange proceeding with inversion of configuration at B). The activation energy for heterochiral scrambling is greater than that required for competing dissociation of C_{2v} BH_4 into BH_3 and H; consequently, this scrambling mechanism is not predicted to be observed. In principle, the homochiral mechanism could be observable, but would be too slow to be detected by ESR.

The ESR spectra of the phosphine- or phosphite-ligated radicals derived from arylboranes show that there is a substantial conjugative delocalization of the unpaired electron from B onto the aromatic rings, although this delocalization is less extensive than in comparable benzylic carbon-centered radicals. The results of ab initio MO calculations support the proposal that hyperconjugative delocalization onto the P ligand competes with conjugative delocalization onto the ring in the complexed arylboryl radicals. The ESR spectra of the amine-arylboryl radicals were too weak to detect. The ligated arylboryl radicals are less reactive and more selective in

bromine atom abstraction than homoleptic ligated alkylboryl radicals, presumably because the former are appreciably stabilized by conjugative delocalization of the unpaired electron onto the aromatic rings⁵⁷.

Pius and Chandrasekhar carried out ab initio MO calculations designed to obtain the structures and relative isomer energies of organometallic radical anions⁵⁸. Comparison with results for the corresponding neutral molecules indicates a dramatic reduction in the energy gap between classical and H-shifted isomers on addition of an electron. However, the classical isomers of the radical anions generally represent the preferred form. Organoborane radical anions are thus the most likely systems to adopt distonic structures with the formal charge and radical centers on different atoms. Further separation of the charge and the radical sites through homologation is predicted to be ineffective in stabilizing the distonic structures.

Bowie and his coworkers utilized a combination of deuterium labeling and ab initio studies to investigate bismethyleneborane $[\text{B}(\text{CH}_2)_2]^-$ and trimethyleneborane $[\text{B}(\text{CH}_2)_3]^-$ anions.⁵⁹ Their results confirm the stability of the bismethylene borane anion and indicate a structure similar to that of allene, in accord with classical theory. The trimethyleneborane anion is unstable with respect to the isomeric methylene cycloborapropene anion and is thus analogous in behaviour to the isoelectronic trimethylenemethane.

b. Spectroscopy

Ruscic, Mayhew, and Berkowitz carried out a photoionization study on borane and diborane.⁶⁰ The photoion yield curves of B_2H_n^+ ($n = 2-6$) and NH_n^+ ($n = 2-3$) from B_2H_6 ,

as well as BH_n^+ ($n = 1-3$) from BH_3 were obtained. The combination of appearance potential measurements for BH_3^+ (B_2H_6) and BH_3^+ (BH_3) yields a poor upper limit for the ΔH of dimerization, 52.7 kcal/mol for BH_3 at 0°K while the combination of BH_2^+ (B_2H_6) and BH_2^+ (BH_3) provides a better upper limit (46.6 ± 0.6 kcal/mol) for this quantity. However, the threshold for BH^+ (BH_3), combined with auxiliary data, provides the best current experimental value, ($34.3-39.1 \pm 2$ kcal/mol). This experimental value is in good agreement with a recent ab initio calculation, and is arrived at by using the best current estimate of ΔH_f (B_2H_6). The ionization potential of BH_3 , and the atomization energy of BH_3 obtained experimentally are in excellent agreement with other ab initio calculations.

Yan and Fang reported the differentiation of stereoisomeric monosaccharides as n-butaneboronate derivatives by fast atom bombardment mass spectrometry⁶¹. The stereoselective reaction of 11 monosaccharides (D-ribose, D-lyxose, D-xylose, L-arabinose, L-rhamnase, L-fucose, D-glucose, D-mannose, D-galactose, D-fructose, L-sorbose) with butaneboronic acid was studied by fast atom bombardment mass spectrometry (FAB MS). Characteristic mass spectra of the derivatized monosaccharides showed some differences which could be used in the differentiation of the stereoisomers in FAB MS. This reaction was effected by the orientation of OH groups and the favored configuration (furanose or pyranose) of monosaccharides; 1-hydroxyl groups also participated in the reaction if the 2- and 3-OH groups were in the trans-positions.

Brown, Cragg, Miller and Smith used carbon-13 NMR to determine the activation parameters for the restricted rotation about the boron-nitrogen bond.⁶²

Wrackmeyer authored a review of boron-11 chemical shifts,

nuclear spin-spin coupling, and substituent effects⁶³.

c. Structures

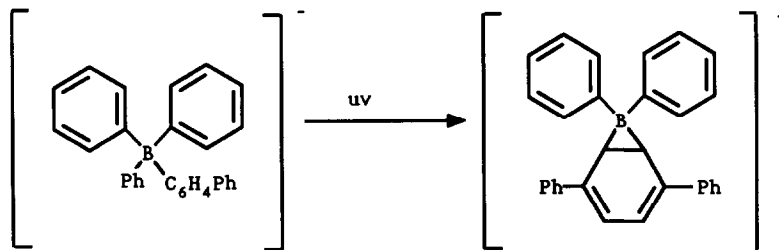
Cullen, Rettig, Trotter, and Wickenheiser reported the crystal structure of (3-benzoyl-(+)-camphorato)diphenylboron. The crystals are triclinic.⁶⁴ The unit-cell contains two crystallographically independent molecules, related to one another in the crystal lattice by a pseudo-inversion center; they have the same configurations but different conformations.

Noeth and his coworkers also used crystallography to determine the ring strain of 1, 3, 2, 4, - diphosphadiborabicyclo[1.1,0]butanes⁶⁵ and azaphosphadiboretidine⁶⁶. Whereas Iijama, Hakamata, Nishikawa, and Shibata utilized both electron-diffraction and microwave spectroscopy to determine the molecular structure of the trimethylphosphine-borane adduct.⁶⁷

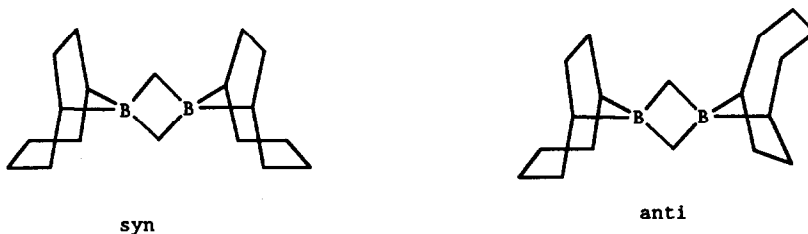
Kirwan and Roberts studied the hydrogen atom transfer to alkenes from aminyl-borane radicals. The process was highly exothermic and the H atom transferred was originally attached to boron⁶⁸.

4. Synthesis

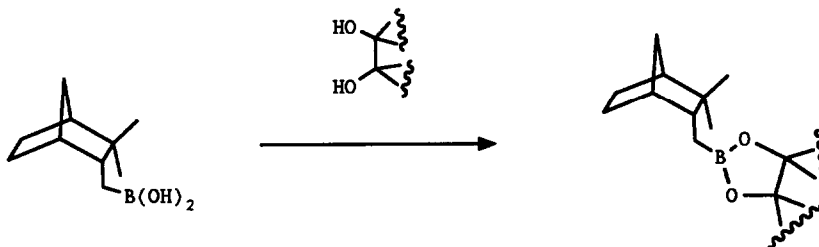
The perturbation of electronic and structural properties caused by replacement of a carbon by a boron atom is a topic of expanding theoretical and experimental interest. Wilkey and Schuster reported the first isolation and characterization of a boratanocaradiene: 2,5,7,7-Tetraphenyl-7-boratabicyclo[4.1.0]-hepta-2,4-diene a blood-red solid⁶⁹. The material was formed via UV irradiation of (*p*-biphenyl)triphenyl borate which is easily prepared by reaction of biphenyllithium with triphenylborane.



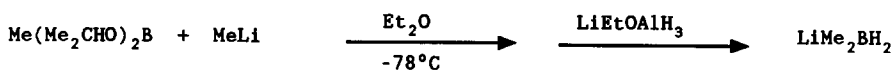
Yalpani, Boese and Koester synthesized syn- and anti-bis(9-borobicyclo[4.2.1]nonane) from the [3.2.1]derivative and quinuclidine in hydrocarbon solvents at 150°C⁷⁰. Tokles and



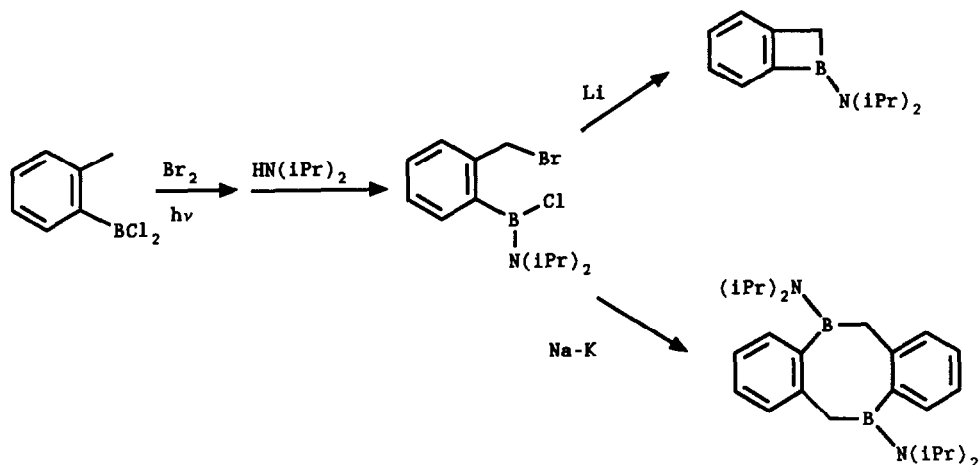
Snyder prepared camphanylboronic acid and reported its use as a chiral derivatizing agent for 1,2-diols for inducing nonequivalence in the ¹³C-NMR spectrum. Boronate esters of hindered diols can be prepared in quantitative yield⁷¹.



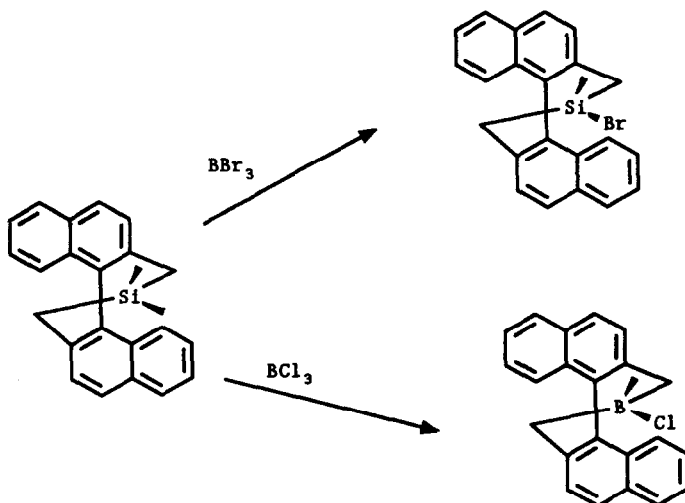
Brown synthesized lithium dimethylborohydride from a lower alkyl boronate and an alkyllithium⁷².



Schacht and Kaufmann prepared the dihydrobenzoborate and its dimer tetrahydrodibenzo[b,f][1,5]diborocine from alkali metal mediated 1,4-cyclization⁷³.

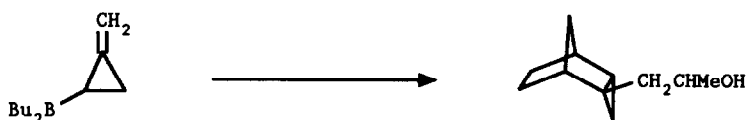


Kaufmann and his coworkers published the first asymmetric synthesis of a β -binaphthyl borane, silane and stannane. The reaction of the silane compounds with boron tribromide led exclusively to a halogen-methyl exchange reaction. While the reaction of the stannane compound with trichloroborane led predominantly to the formation of the chlorodihydroborepine⁷⁴.

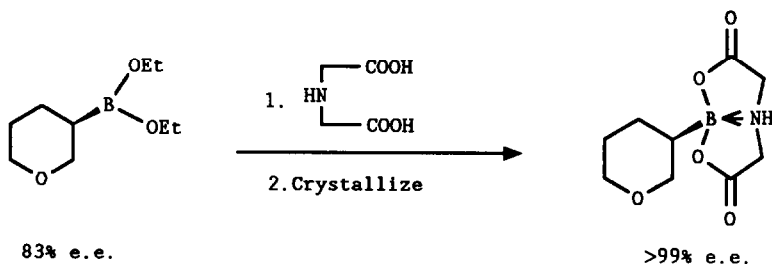


Dibutyl(methylenecyclopropyl)borane was prepared in 74% by treating 2-methylenecyclopropyllithium with BuB(OMe)_2 followed by

treatment with $\text{EtO} \cdot \text{BF}_3$. The title compound was treated with AcH followed with 1,3-cyclopentadiene to yield the adduct⁷⁵.

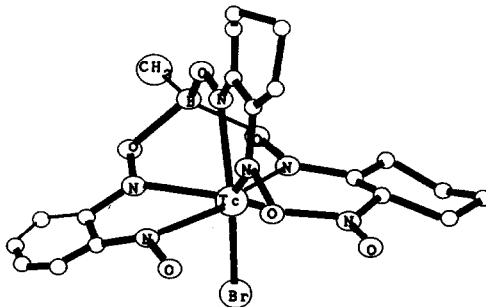


Brown and Gupta presented an extensive study to demonstrate the utility of chelates derived from borinic and boronic acids and selected amino acids to achieve excellent upgrading of the optical purities of the original borinates and boronates. Boronates were prepared via reaction of 3,4-dihydropyran with diisopinocampheylborane from (+)- α -pinene followed by treatment with acetaldehyde. The iminodiacetic acid converts the boronate into a crystalline chelate. Recrystallization upgrades the adduct



to >99% e.e. Treatment of the crystalline adducts with dilute HCl , followed by oxidation gives (+)-3-hydroxytetrahydropyran of >99% e.e.⁷⁶.

A new boronic acid adduct of technetium dioxime (BATO) was prepared by reacting $\text{NH}_4^{+99\text{m}}\text{TcO}_4^-$ with dimethylglyoxime, boronic acids, and SnCl_2 ⁷⁷. BATO is an effective myocardial perfusion imaging agent.

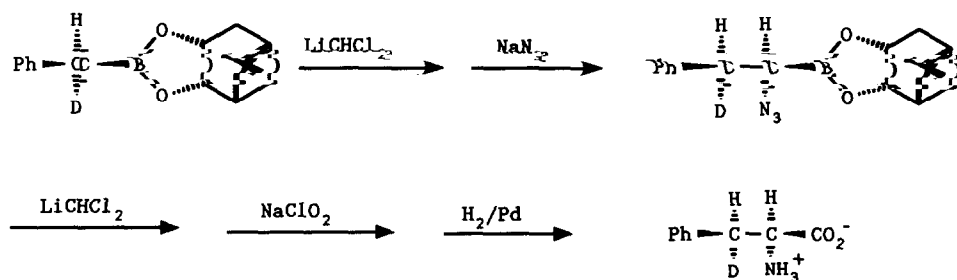


C. CARBON-CARBON BOND FORMATION

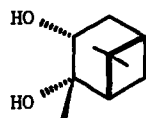
1. Homologation

Matteson published a review of asymmetric syntheses with boronic esters^{7,8}. Brown and Singaram reviewed the development of general procedures for synthesis of pure enantiomers via chiral organoboranes^{7,9}.

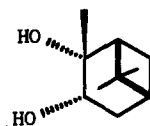
Matteson and his group used boronic esters in the chiral synthesis of (2*S*,3*S*)-phenylalanine-3-2H^{8,0}.



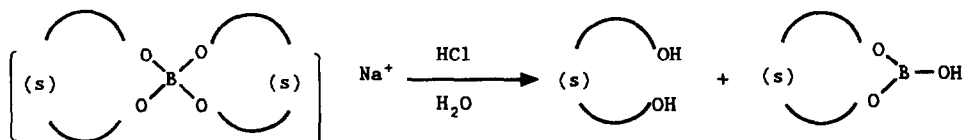
Brown and Rangaishenvi developed a practical procedure for the recovery of pinanediol from boronate esters and markedly extended the applicability of the Matteson asymmetric synthesis^{8,1}.



(S)pinanediol



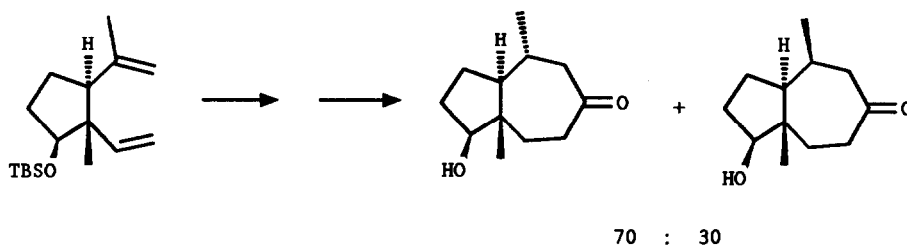
(R)pinanediol



Mixtures were eluted over a column of Amberlite IRA-743 resin; pinanediol was recovered quantitatively.

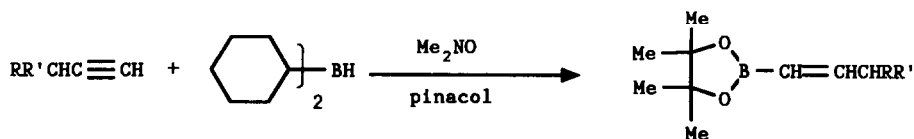
Brown and his coworkers reported the first synthesis of boracyclanes in the strained medium ring range. Ring enlargement of boracyclanes via sequential one-carbon homologation was utilized⁸²; the homologation of B-methoxyboracyclanes with *in situ* generated (chloromethyl)lithium, LiCH_2Cl , proceeds smoothly to furnish the next higher homolog.

Welch and Bryson used boron annulation to synthesize pseudogualanolide sesquiterpene lactones⁸³. They hydroborated the siloxy-diene with tetracyclohexylborane, followed by cyanidation, to give the hydroazulone as a 70:30 mixture. Stepwise annulation using monohalothexylboranes provided the same mixture following cyanidation, with a slight reduction in yield.



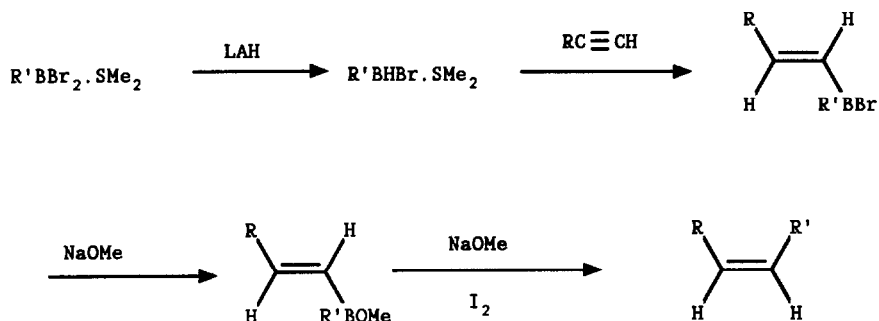
2. Alkenylborate and Arylborate

Hoffmann and Dresely prepared 3-substituted (E)-1-alkenylboronic esters using an oxidative procedure⁸⁴.

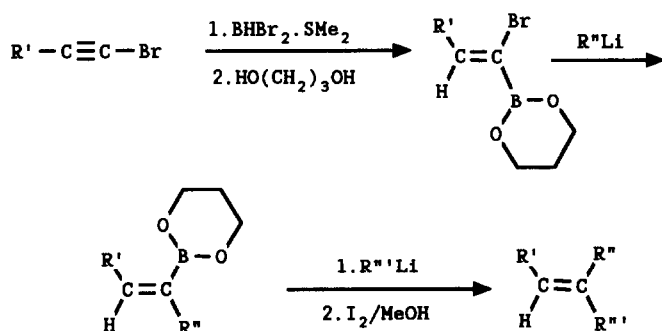


(R=PhCH₂O, PhCH₂S, Me₂CSiMe₂O, PhS, R'-H; R=PhS, Me₃SiO, PhSe, R'-Me)

Brown and his group presented a detailed discussion on the general stereospecific synthesis of (Z)- and (E)-disubstituted alkenes via organoboranes. They developed new methods to prepare (Z)-disubstituted alkenes using dialkylmonohalo- and monoalkyldibromoborane reagents, thus extending the scope and applicability of Zweifel's original synthesis. Monoalkyldibromoborane proved to be the most effective reagent⁸⁵.

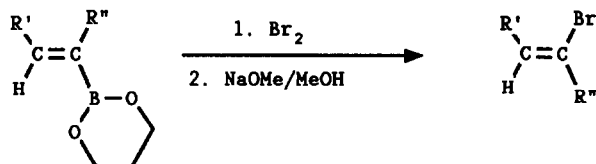


Brown, Bhat and Narayan developed a practical general procedure for the preparation of trisubstituted olefins containing three different alkyl substituents of varying stereochemistry. The

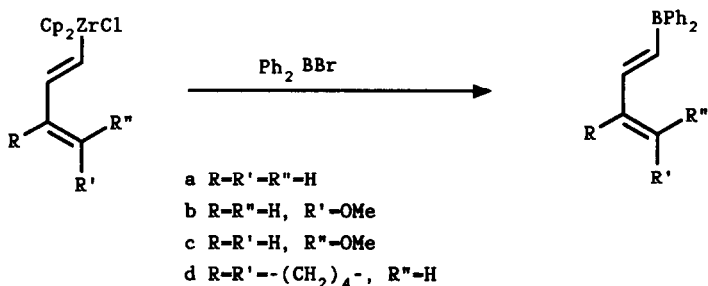


procedure is useful for introducing organic groups not available via hydroboration⁸⁶. The authors also described a highly stereo- and regioselective conversion of [E]- into [Z]-2-(1-substituted-1-alkenyl)-1,3,2-dioxaborinanes. Replacement

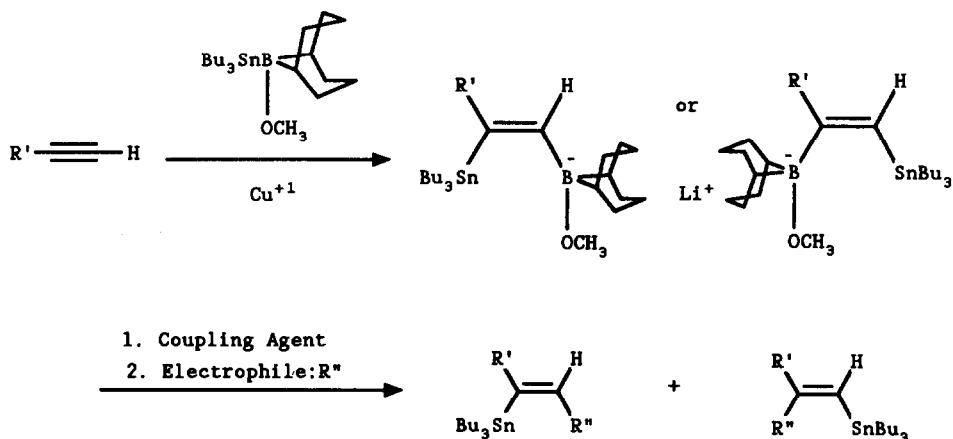
of the boron moiety with bromine proceeds with complete inversion⁸⁷. Fryzuk, Bates and Stone describe the stereoselective



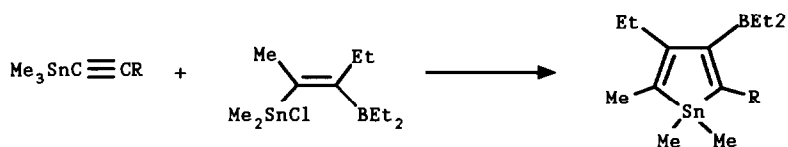
preparation of 1,3-dienylboranes via a transfer process from zirconium. They report the reaction proceeds smoothly and in excellent yields.⁸⁸



Sharma and Oehlschlager used the copper(I) catalyzed addition of the 9-borabicycloborate complex to 1-alkynes in the regioselective synthesis and cross coupling reaction of 1,2-borostannyl-1-alkenes. Coupling via organopalladium or organocuprate with a variety of electrophiles proceeds exclusively at the vinyl boron bond.⁸⁹

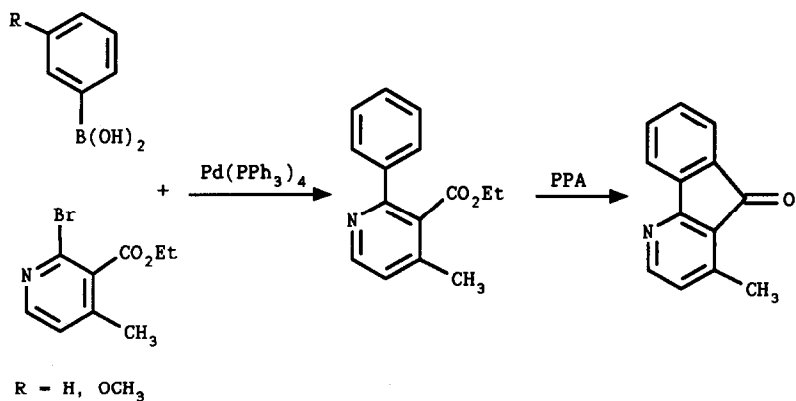


Kerschl and Wrackmeyer studied the exchange reaction between (E)-2-dimethyl(chloro)stannyl-3-diethylboryl-2-butene and various trimethyl(organyl)stannanes. If the organyl group R is Ph, C₅H₅, 2-thienyl or 3-thienyl, the exchange process is accompanied by numerous side reactions. However, if the organyl group is an alkynyl group, the elimination of Me₃SnCl leads to a new stannacyclopentadiene carrying different substituents⁹⁰.

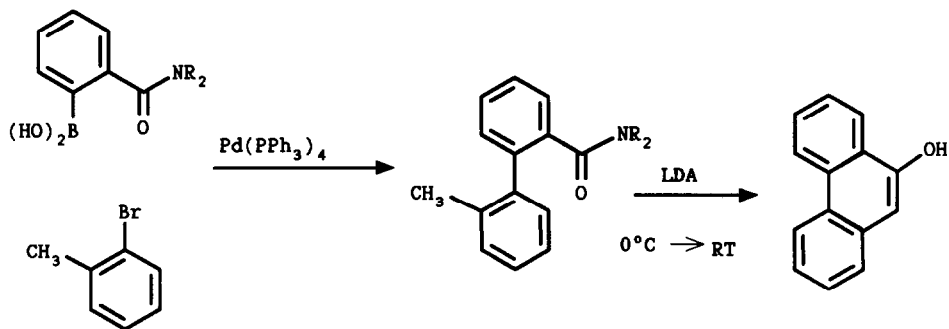


R = -t-Bu, -SiMe₃, -SnMe₃

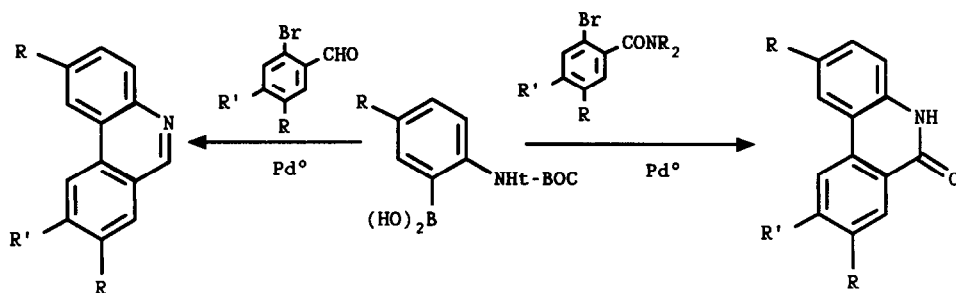
Snieckus and his coworkers used the Pd(0)-catalyzed cross coupling reaction of arylboronic acids with a bromonicotinate ester to synthesize the azafluorenone alkaloids.⁹¹



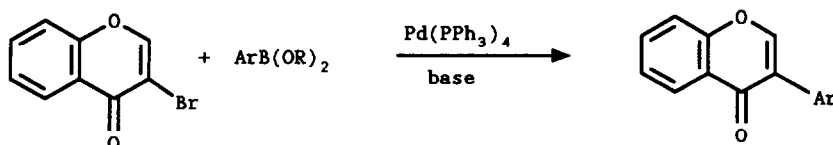
Snieckus also used benzamide *o*-boronic acids for a general directed metalation-based cross coupling synthesis of phenanthrols, which in turn lead to the synthesis of a variety of substituted phenanthrenes.⁹²



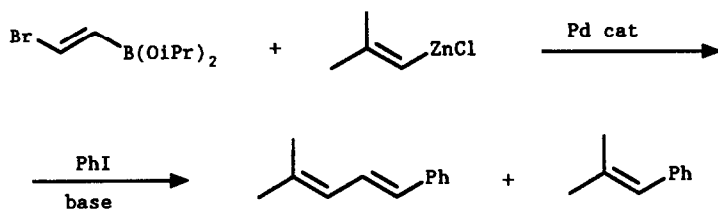
Siddiqui and Snieckus used *o*-N-t-BOC arylboronic acids in a concise general route to phenanthridines and phenanthridinones based on directed ortho metalation and cross coupling tactics⁹³.



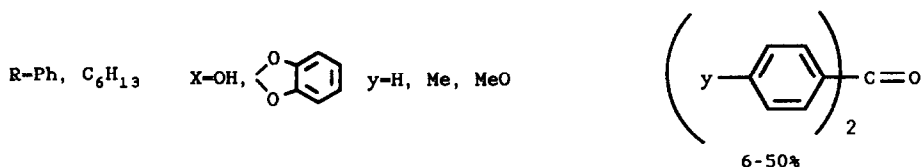
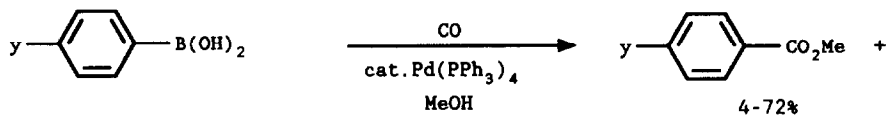
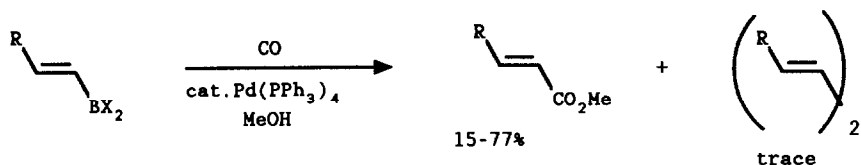
Hoshino and his group describe a novel synthesis of isoflavones by the palladium-catalyzed cross-coupling reaction of 3-bromochromones with arylboronic acids or their esters. The optimum conditions for carrying out the reaction were studied and the best yield of isoflavone can be obtained by using aqueous Na_2CO_3 as the base⁹⁴.



Suzuki and his coworkers prepared (*E*)-(2-bromoethenyl)-diisopropoxyborane, a new building block for (*E*)-olefins⁹⁵.

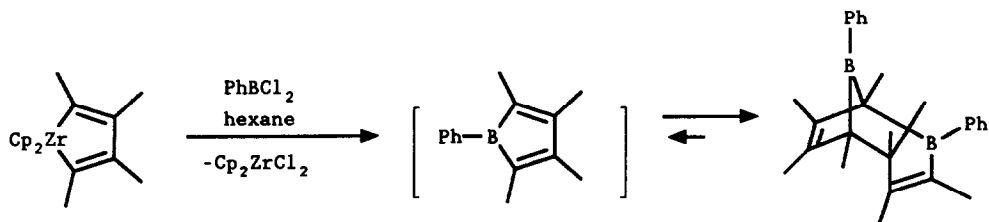


Uemura and his coworkers used catalytic amounts of $\text{Pd}(\text{PPh}_3)_4$ in the reaction of alkenyl- and aryl- borates or boronic acids with carbon monoxide in methanol at 25°C to give the corresponding methyl carboxylates and ketones in moderate yields⁹⁶.

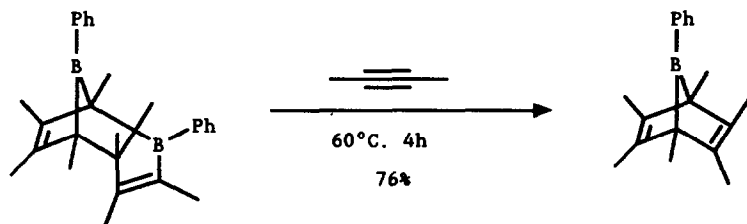


Norio and Suzuki reviewed the general and convenient methods for the stereo- and regioselective synthesis of conjugated alkanes, alkynes, arylated alkenes and heterobiaryls⁹⁷.

Fagan, Burns and Calabrese reported the preparation of a Diels-Alder dimer, 1-phenyl-2,3,4,5-tetramethylborole, using metallacycle transfer from zirconium reagents. They heated the

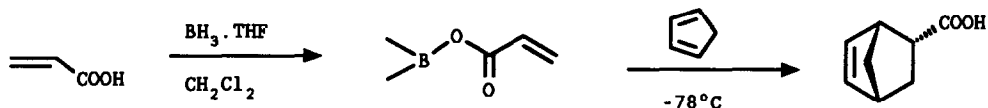


dimer with 2-butyne in toluene to yield the Diels-Alder adduct, proving the existence of the borole intermediate⁹⁸. The reaction



of the dimer with unactivated alkenes generated the expected Diels-Alder adducts in high to moderate yields.

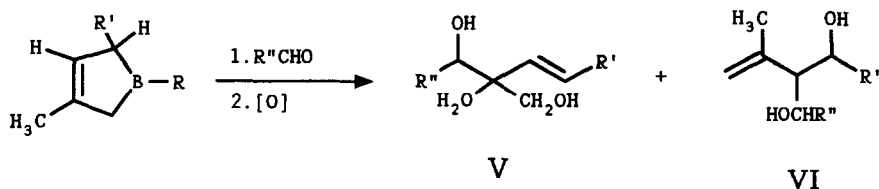
Yamamoto and his coworkers describe the reactivity of acyloxyboranes and their usefulness in organic synthesis. The Diels-Alder reaction of the acyloxyborane intermediate gave bicyclic carboxylic acid.⁹⁹



3. Propargyl- and Allylboranes

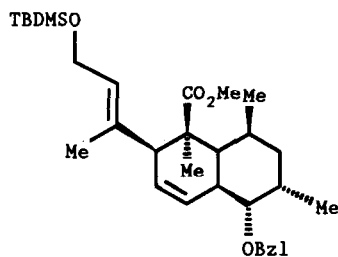
Hoffmann reviewed the addition of chiral α -heterosubstituted allyl(crotyl)boronates to aldehydes; reactions in which the chirality is transferred to the new stereocenter¹⁰⁰.

Zweifel and Shoup developed a diastereoselective synthesis of (E)-alkene-1,3-diols via the reaction of 3-borolenes with aldehydes. The ratio of the diols varies from 99:1 to 53:47; the percentage of diol VI increases as R' decreases in size¹⁰¹.

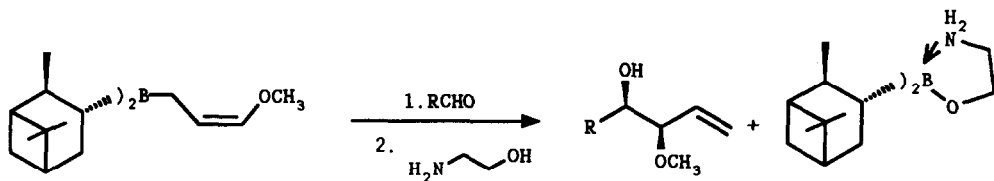


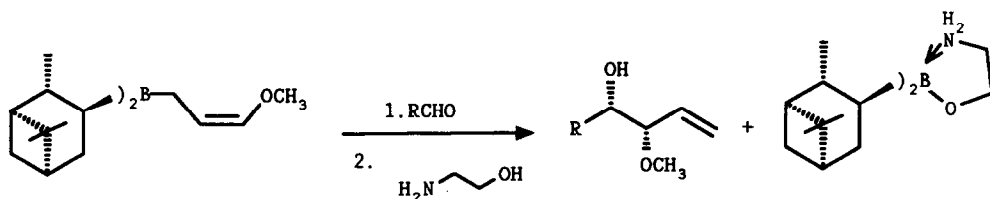
An exceptionally stereoselective synthesis of the octahydronaphthalene subunit of kijanolide and tetronolide has been accomplished by a sequence in which all seven stereocenters are introduced via reaction of acyclic substrates.

(*R,R*)-Tartrate crotylboronate and dienyl boronic acid were used in two of the steps¹⁰².



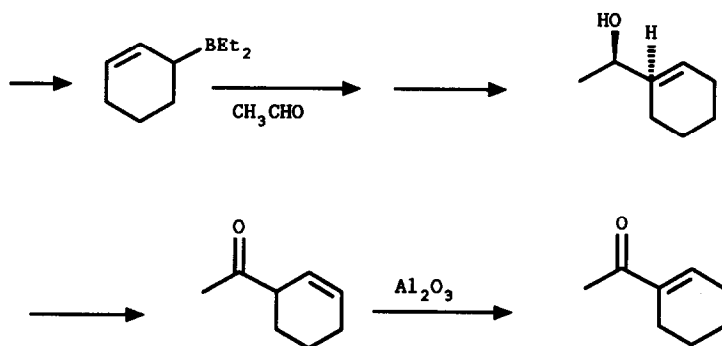
Brown, Jadhav and Bhat used the highly diastereoselective and enantioselective addition of [(*Z*)- γ -alkoxyallyl]diisopinocampheylboranes to aldehydes in chiral syntheses. The authors achieved >99% diastereoselectivity and 95% enantioselectivity¹⁰³.





Chiral synthesis via organoboranes was further explored in a highly diastereoselective and enantioselective addition of [(Z)- γ -alkoxyallyl]diisopinocampheylboranes to aldehydes¹⁰⁴.

Paetzold, Kiesgen, Von Plotho and Schwan report an application of Mikhailov's allylboration to iminoboranes, the latter undergoes a thermal intramolecular reaction to form azadiboracyclohexanes¹⁰⁵. Zaidlewicz reported the transformation of olefins into homoallylic alcohols, β,γ -unsaturated ketones and α,β -unsaturated ketones via allylic diethylboranes¹⁰⁶.

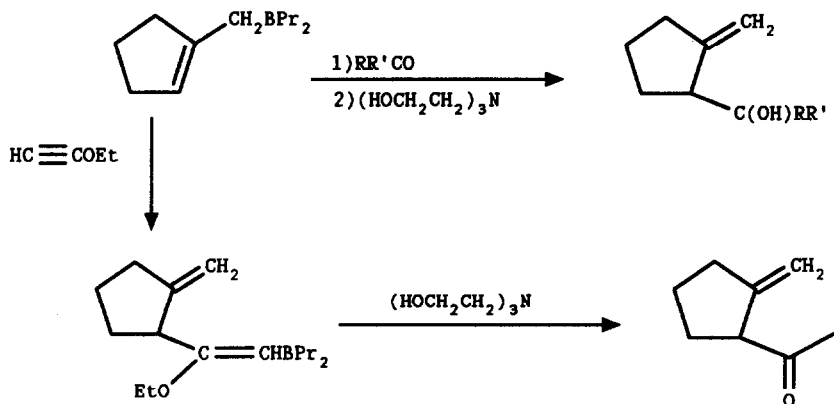


Bubnov, Zykov and Donskaya developed a synthesis of 2-allyl- and 2,2-diallyloxiranes via allylboration of α -halocarbonyl compounds¹⁰⁷.





Bubnov and Lavrinovich describe a novel method for the synthesis of 2-substituted methylenecycloalkanes based on allylboronation of carbonyl compounds and alkoxyacetylenes¹⁰⁸.



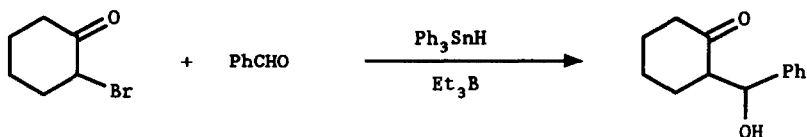
R = H, R' = H, Me, 2-furyl; R = Me, R' = Me, CH=CH₂

Hoffmann, Dresely and Hildebrandt report that the diastereoselectivity of the reaction of chiral (E)-(α-chlorocrotyl)boronates with chiral aldehydes depends on whether the asymmetric induction of the reagent and the substrate cooperate (matched pair) or whether they are opposed (mismatched pair)¹⁰⁹. Hoffmann, Dresely and Lanz also describe the stereoselectivity in the syntheses of homoallyl alcohols utilizing (Z)-(α-chlorocrotyl)boronate¹¹⁰.

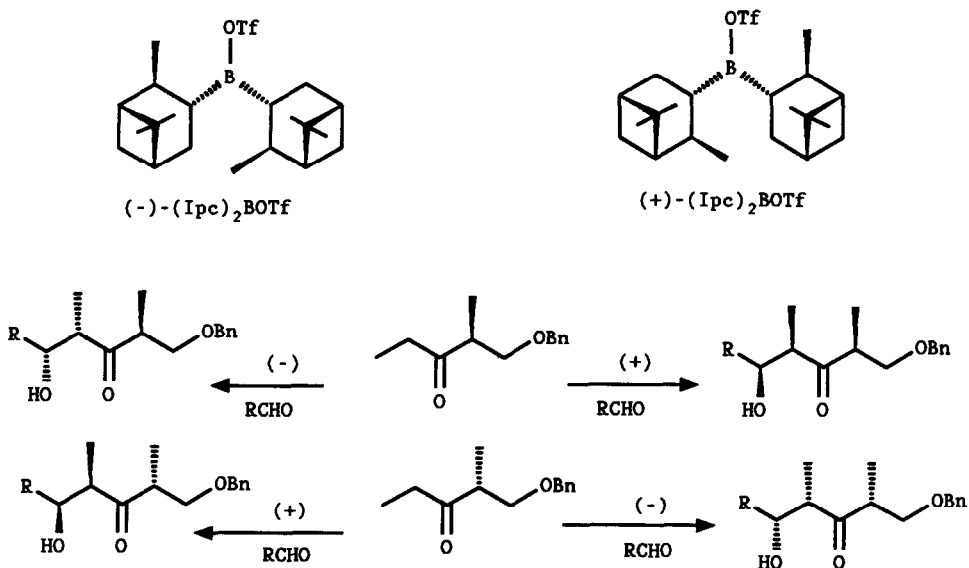
4. Enol Borinates

Nozaki, Oshima and Utimoto describe a facile synthetic route

involving boron enolates using a triethylborane mediated Reformatskii type reaction¹¹¹.



Brown and his group made a comparative study of dialkylboron chlorides and triflates for the enolization of ketones. They also studied the controlled stereospecific synthesis of (E)- and (Z)-enol borinates¹¹². Paterson and Lister describe the aldol condensations of chiral ethyl ketones prepared by chiral boron reagents¹¹³.




Roush reviewed asymmetric intramolecular Michael reactions¹¹⁴ and novel routes to steroids using transannular Diels-Alder reactions of macrocyclic trienes¹¹⁵. Houk and his coworkers studied the transition states for the reaction of acetaldehyde boron enolates. They found the transition states of the reaction

of the boron enolate of acetaldehyde and of the (Z)- and (E)-enol borinates of propionaldehyde with HCHO were remarkably similar¹¹⁶.

5. Boroadamantanes

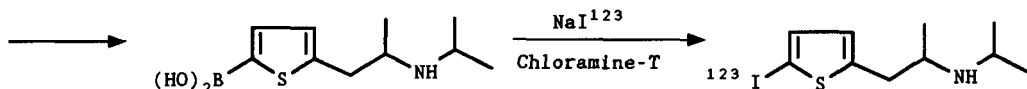
Bubnov, Gurskii and Geiderikh prepared 3-dimethylamino-2-oxa-1-boraadamantane, a new heterocycle¹¹⁷.



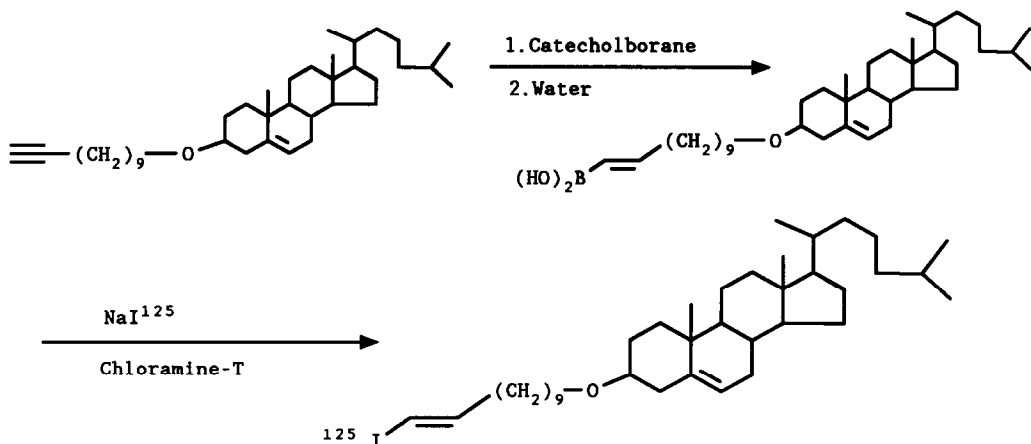
D. CARBON-HETEROATOM BOND FORMATION

1. Group VII

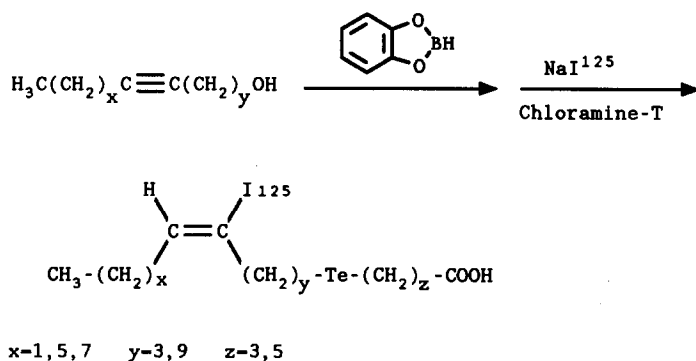
Marks synthesized N-isopropyl 2-(2-aminopropyl)-5-iodothiophene, a thienylamphetamine derivative, via borane chemistry. The title compound is a potential substitute for the labeled N-isopropyl *p*-iodoamphetamine used in PET and SPECT for brain imaging¹¹⁸.



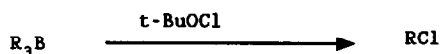
Kabalka and his group used catecholborane in the synthesis of iodine-125 labeled ω -[¹²⁵I]iodoundecenyl cholesteryl ether¹¹⁹.



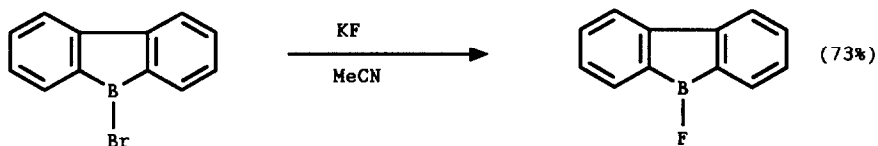
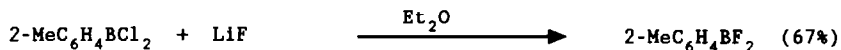
Catecholborane was also used in the synthesis of a new radiohalogenated alkenyl tellurium fatty acid¹²⁰. Radiolabeled long-chain unsaturated fatty acids have diagnostic value as radiopharmaceutical tools in myocardial imaging.



Nelson and Soundararajan studied the chlorinolysis of trialkylboranes. They found dichloramine-T to be the most effective chlorinating agent, producing good yields with high stereoselectivity¹²¹.

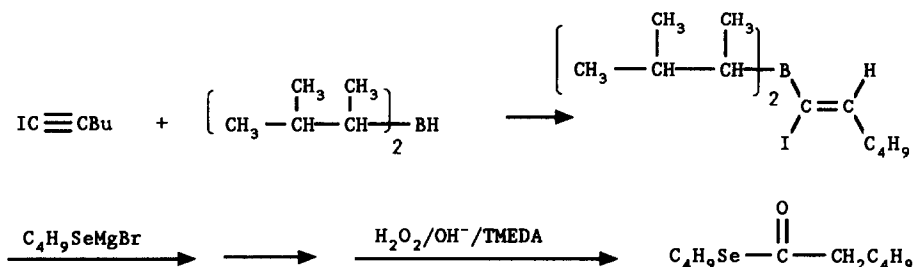


Kaufmann and his coworkers developed a general, simple and efficient way to synthesize fluorooorganoboranes^{1 2 2}.

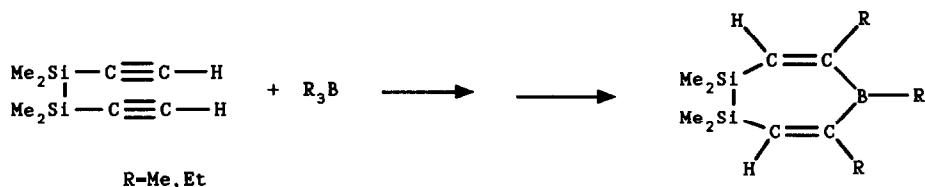


2. Group VI

Arase and his coworkers synthesized Se-alkyl alkaneselenoates via (1-iodo-1-alkenyl)dialkylboranes in moderate yields^{1 2 3}.

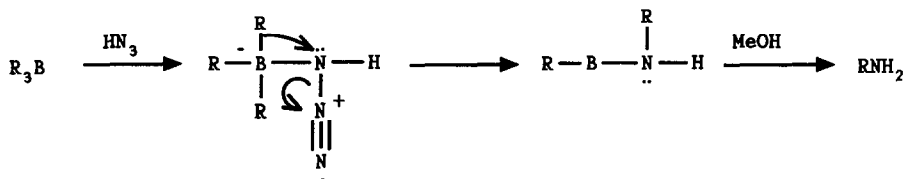


Wrackmeyer described the synthesis of 1,2-dihydro-1,2,5-disilaborepines and 1,2-dihydro-1,2-disilafulvenes via organoboration and hydroboration/organoboration^{1 2 4}.



3. Group V

Kabalka and his group describe a facile method for the preparation of primary amines using trimethylsilyl azide and trialkylboranes in a neutral protic solvent¹²⁵.



F. REFERENCES

1. A. Dicko, M. Montury and M. Baboulene, *Synth. Commun.*, 18(15), 459-63.
2. S. Wu, I. Kakuzo and O. Yoshio, *Kexue Tongbao*, 33(15), 1256-61.
3. C. H. Nguyen, M. V. Mavrov, Z. G. Chrelashvili and E. P. Serebryakov, *Izv. Akad. Nauk SSSR, Ser. Khim.*, (5), 1184-6.
4. Z. Benmaarouf-Khallaayoun, M. Baboulene, V. Speziale and Lattes, *Phosphorus Sulfur*, 36(3-4), 181-7.
5. H. C. Brown, R. S. Randad, K. S. Bhat, M. Zaidlewicz, S. A. Weissman, P. K. Jadhav and P. T. Perumal, *J. Org. Chem.*, 53(23), 5513-18.
6. J. A. Soderquist, S. Hwang-Lee and C. L. Barnes, *Tetrahedron Lett.*, 29(27), 3385-6.
7. J. A. Soderquist and S. J. H. Lee, *Tetrahedron*, 44(13), 4033-42.
8. H. C. Brown, A. K. Gupta and J. V. N. Prasad, *Bull. Chem. Soc. Jpn.*, 61(1), 93-100.
9. H. C. Brown, D. Basavaiah, S. M. Singh and N. Bhat, *J. Org. Chem.*, 53(2), 246-50.
10. P. E. Peterson and M. Stepanian, *J. Org. Chem.*, 53(9), 1903-7.
11. H. C. Brown, J. V. N. V. Prasad and M. Zaidlewicz, *J. Org. Chem.*, 53(13), 2911-16.
12. H. C. Brown and N. N. Joshi, *J. Org. Chem.*, 53(17), 4059-62.
13. G. Zweifel, M. R. Najafi and S. Rajagopalan, *Tetrahedron Lett.*, 29(16), 1895-8.

14. T. C. Chung, M. Raate, E. Berluche and D. N. Schulz, *Macromolecules*, 21(7), 1903-7.
15. T. C. Chung, (Exxon research and engineering co.) U. S. US4,734,472 (cl.526-239;CO8F30/06), 29 Mar. 1988, Appl. 945, 817, 24 Dec. 1986; 5pp.
16. G. Zweifel and T. M. Shoup, *Synthesis*, (2), 130-1.
17. E. J. Parish, H. Honda, S. Chitrakorn and F. R. Taylor, *Chem. Phys. Lipids*, 48(3-4), 255-9.
18. D. A. Evans, G. C. Fu and A. H. Hoveyda, *J. Am. Chem. Soc.*, 110(20), 6917-18.
19. K. Burgess and M. J. Ohlmeyer, *J. Org. Chem.*, 53(21), 5178-9.
20. V.. K. Gautam, J. Singh and R. S. Dhillon, *J. Org. Chem.*, 53(1), 187-9.
21. H. J. Bestmann, T. Roeder and K. Suehs, *Chem. Ber.*, 121(8), 1509-17.
22. E. J. Corey, S. Shibata and R. K. Baman, *J. Org. Chem.*, 53(12), 2861-3.
23. Y. M. Choi, R. W. Emblidge, N. Kucharczyk and R. D. Sofia, *J. Org. Chem.*, 52, 3925-7.
24. M. C. Venuti and O. Ort, *Synthesis*, (12), 985-8.
25. I. K. Youn, S. W. Lee and C. S. Pak, *Tetrahedron Lett.*, 29(35), 4453-6.
26. Y. Sakito, Y. Yoneyoshi and G. Suzukamo, *Tetrahedron Lett.*, 29(2), 223-4.
27. P. P. Castro, S. Tihomirov and C. G. Gutierrez, *J. Org. Chem.*, 53(21), 5179-81.
28. J. L. Belletire and D. F. Fry, *Synth. Commun.*, 18(1), 29-35.
29. P. D. Grebenik, J. B. Leach, M. L. H. Green and N. M. Walker, *J. Organomet. Chem.*, 345(3), C31-C34.
30. H. Schmidbaur, T. Wimmer, G. Reber and G. Mueller, *Angew. Chem.*, 100(8), 1135-8.
31. W. V. Dahlhoff, J. Imre and R. Koester, *Macromolecules*, 21(11), 3342-3.
32. H. C. Brown, R. K. Bakshi and B. Singaram., *J. Am. Chem. Soc.*, 110(5), 1529-34.
33. I. Fleming and N. J. Lawrence, *Tetrahedron Lett.*, 29(17), 2073-6.
34. I. Fleming and N. J. Lawrence, *Tetrahedron Lett.*, 29(17), 2077-80.
35. J. S. Cha, K. W. Lee, M. S. Yoon, J. C. Cheol and J. E. Kim, *Bull. Korean Chem. Soc.*, 9(6), 384-8.

36. J. S. Cha, S. Y. Oh, K. W. Lee, M. S. Yoon, J. C. Lee and J. E. Kim, *Bull. Korean Chem. Soc.*, 9(1), 48-52.
37. J. S. Cha, S. Y. Oh, K. W. Lee, M. S. Yoon, J. C. Lee and J. E. Kim, *Heterocycles*, 27(7), 1595-8.
38. H. C. Brown, J. Chandrasekharan and P. V. Ramachandran, *J. Am. Chem. Soc.*, 110(5), 1539-46.
39. M. Srebnik, P. V. Ramachandran and H. C. Brown, *J. Org. Chem.*, 53(13), 2916-20.
40. N. N. Joshi, M. Srebnik and H. C. Brown, Report, TR-3; Order No. AD-A195691, 10 pp. Avail. NTIS From: Gov. Rep. Announce. Index (U.S.) 1988, 88(22), Abstr. No. 855,183.
41. G. A. Flynn and D. W. Beight, *Tetrahedron Lett.*, 29(4), 423-6.
42. H. C. Brown, B. T. Cho and W. S. Park, *J. Org. Chem.*, 53(6), 1231-8.
43. J. S. Cha, K. W. Lee, M. S. Yoon, J. C. Lee and N. M. Yoon, *Heterocycles*, 27(7), 1713-17.
44. D. A. Evans, K. T. Chapman and E. M. Carreira, *J. Am. Chem. Soc.* 110(11), 3560-78.
45. J. S. Cha, M. S. Yoon, Y. S. Kim and K. W. Lee, *Tetrahedron Lett.*, 29(9), 1069-70.
46. K. Nozaki, K. Oshima and K. Utimoto, *Tetrahedron Lett.*, 29(47), 6125-6.
47. L. Roesslein and C. Tamm, *Helv. Chim. Acta*, 71(1), 47-56.
48. P. C. Thieme, H. Sauter and G. Reissenweber, *Chem. Ber.*, 121(6), 1059-62.
49. G. W. Kabalka, Y. Z. Gai, N. M. Goudgaon, R. S. Varma and E. E. Gooch, *Organometallics*, 7(2), 493-5.
50. J. T. Gauntlett, B. E. Mann, M. J. Winter and S. Woodward, *J. Organomet. Chem.*, 342(1), C5-C9.
51. M. Shimagaki, A. Suzuki, T. Nakata, T. Oishi, *Chem. Pharm. Bull.*, 36(8), 3138-41.
52. M. J. S., Dewar, C. Jie, E. G. Zoebisch, *Organometallics*, 7(2), 513-21.
53. D. G. Musaev, A. S. Zyubin, O. P. Charkin, R. Bonaccorsi and J. Tomasi, *Koord. Khim.*, 14(5), 638-47.
54. M. L. Forcada, F. Moscardo, E. San-Fabian, *Theochem*, 43,293-9.
55. H. Horn, R. Ahlrichs and C. Koelmel, *Chem. Phys. Lett.*, 150(3-4), 263-8.
56. M. N. Paddon-Row and S.S. Wong, *Theochem*, 49, 353-81.
57. V. Paul and B. P. Roberts, *J. Chem. Soc., Perkin Trans. 2*, (10), 1895-901.

58. K. Pius, J. Chandrasekhar, *J. Chem. Soc., Perkins Trans. 2*, (7), 1291-5.
59. J. C. Shelton, G. J. Currie and J. H. Bowie, *J. Am. Chem. Soc.*, 110(24), 8266-7.
60. B. Ruscic, C. A. Mayhew and J. Berkowitz, *J. Chem. Phys.*, 88(9), 5580-93.
61. L. Yan and Y. Fang, *Huaxue Xuebao*, 46(10), 1001-6.
62. C. Brown, R. H. Cragg, T. J. Miller and D. O. Smith, *J. Organomet. Chem.*, 342(2), 153-7.
63. B. Wrackmeyer, *Annu. Rep. NMR Spectrosc.*, 20, 61-203.
64. W. R. Cullen, S. J. Rettig, J. Trotter and E. B. Wickenheiser, *Can. J. Chem.*, 66(8), 2007-13.
65. P. Koelle, G. Linti, H. Noeth and K. Polborn, *J. Organomet. Chem.*, 355(1-3), 7-18.
66. P. Koelle, H. Noeth, R. T. Paine and W. Rattay, *Z. Naturforsch., B: Chem. Sci.*, 43(11), 1439-56.
67. K. Iijima, Y. Hakamata, T. Nishikawa and S. Shuzo, *Bull. Chem. Soc. Jpn.*, 61(9), 3033-6.
68. J. N. Kirwan and B. P. Roberts, *J. Chem. Soc., Chem. Commun.*, (7), 480-2
69. John D. Wilkey and Gary B. Schuster, *Journal Amer. Chem. Soc.*, 110 (22), 7569-71.
70. M. Yalpani, R. Boese and R. Koester, *Chem. Ber.*, 121(2), 287-93
71. Marithereese, Tokles and John K. Snyder, *Tetrahedron Lett.*, 29 (47), 6063-6.
72. H. C. Brown, U.S. US 4,772,751 (Cl. 568-1; CO7F5/02), 20 Sep. 1988, Appl. 902,176, 29Aug. 1986; 6 pp.
73. W. Schacht and D. Kaufmann, *J. Organomet. Chem.*, 339(1-2), 33-9.
74. U. M. Gross, M. Bartels and D. Kaufmann, *J. Organomet. Chem.*, 344(3), 277-83.
75. Yu. N. Bubnov, M. E. Gurskii and A. V. Ignatenko, *Izv. Akad. Nauk SSSR, Ser. Khim.*, (9), 2184.
76. H. C. Brown and A. K. Gupta, *J. Organomet. Chem.*, 341(1-3), 73-81.
77. P. N. Juri, K. Linder, T. Feld, E. N. Treher and A. D. Nunn, *Nuklearmedizin, Suppl. (Stuttgart)*, 24, 711-14.
78. D. S. Matteson, *Acc. Chem. Res.*, 21(8), 294-300.
79. H. C. Brown and B. Singaram, *Acc. Chem. Res.*, 21(8), 287-93.
80. D. S. Matteson, E. C. Beedle, E. Christenson, M. A. Dewey and M. L. Peterson, *J. Labelled Compd. Radiopharm.*, 25(6), 675-83.

81. H. C. Brown and M. V. Rangaishenvi, *J. Organomet. Chem.*, 358(1-3), 15-30.
82. Herbert C. Brown; Avinash S. Phadke and Milind V. Rangaishenvi, *J. Am. Chem. Soc.*, 110 (18), 6263-4.
83. Michael C. Welch and Thomas A. Bryson, *Tetrahedron Lett.*, 29 (5), 521-4.
84. R. W. Hoffmann and S. Dresely, *Synthesis*, (2), 103-6.
85. Herbert C. Brown; Deevi Basavaiah; Surendra U. Kulkarni; Narayan G. Bhat; J. V. N. Vara Prasad; *J. Org. Chem.*, 53 (2), 239-46.
86. Herbert C. Brown and Narayan G. Bhat, *J. Org. Chem.* 53 (26), 6009-13.
87. Herbert C. Brown and Narayan G. Bhat, *Tetrahedron Lett.*, 29(1), 21-4.
88. Michael D. Fryzuk; Gordon S. Bates; and Charles Stone, *J. Org. Chem.*, 53 (18), 4425-6.
89. Sunaina, Sharma and Allan C. Oehlschlager, *Tetrahedron Lett.*, 29 (3), 261-4.
90. S. Kerschl and B. Wrackmeyer, *J. Organomet. Chem.*, 338(2), 195-204.
91. T. Alves; A. B. DeOliveira and V. Snieckus, *Tetrahedron Lett.*, 29 (18), 2135-6.
92. J. M. Fu; M. J. Sharp and V. Snieckus, *Tetrahedron Lett.*, 29 (43), 5459-62.
93. M. A. Siddigni and V. Snieckus, *Tetrahedron Lett.*, 29 (43), 5463-5466 (1988).
94. Y. Hoshino, N. Miyaura and A. Suzuki, *Bull. Chem. Soc. Jpn.*, 61(8), 3008-10.
95. S. Hyuga, N. Yamashina, S. Hara and A. Suzuki, *Chem. Lett.*, (5), 809-12.
96. T. Ohe, K. Ohe, S. Uemura and N. Sugita, *J. Organomet. Chem.*, 344(1), C5-C7.
97. N. Miyaura and A. Suzuki, *Yuki Gosei Kagaku Kyokaishi*, 46(9), 848-60.
98. P. J. Fagan, E. G. Burns and J. C. Calabrese, *J. Am. Chem. Soc.*, 110(9), 2979-81.
99. Kyoji Furuta; Yoshikazu Miwa; Kiyoshi Iwanaga; Hisashi Yamamoto, *J. Am. Chem. Soc.*, 110 (18), 6254-5.
100. R. W. Hoffmann, *Pure Appl. Chem.*, 60(1), 123-30.
101. G. Zweifel and T. M. Shoup, *J. Am. Chem. Soc.*, 110(16), 5578-9.
102. W. R. Rouch, B. B. Brown and S. E. Drozda, *Tetrahedron Lett.*, 29(29), 3541-4.

103. H. C. Brown, P. K. Jadhav and K. S. Bhat, *J. Am. Chem. Soc.*, 110(5), 1535-8.
104. W. R. Roush, *Chemtracts: Org. Chem.*, 1(3), 249-51.
105. P. Paetzold, J. Kiesgen, C. Von Plotho and H. Schwan, *Z. Naturforsch., B: Chem. Sci.*, 43(9), 1209-10.
106. M. Zaidlewicz, *Synthesis*, (9), 701-3.
107. Yu. N. J. Bubnov, A. Yu. Zykov and N. A. Donskaya, *Izv. Akad. Nauk SSSR, Ser. Khim.*, (5), 1199.
108. Yu. N. Bubnov and L. I. Lavrinovich, *Izv. Akad. Nauk SSSR, Ser. Khim.*, (2), 420-5.
109. R. W. Hoffmann, S. Dresely and B. Hildebrandt, *Chem. Ber.*, 121(12), 2225-30.
110. R. W. Hoffmann, S. Dresely and J. W. Lanz, *Chem. Ber.*, 121(8), 1501-7.
111. K. Nozaki, K. Oshima and K. Utimoto, *Tetrahedron Lett.*, 29(9), 1041-4.
112. H. C. Brown, B. Singaram, R. K. Bakshi, P. K. Pandiarajan and R. K. Dhar, Report, TR-2; Order No. AD-A196579, 11pp. Avail. NTIS. From: Gov. Rep. Announce. Index (U. S.) 1988, 88(23), Abstr. No. 857,593.
113. I. Paterson and A. M. Lister *Tetrahedron Lett.*, 29(5), 585-8.
114. W. R. Roush, *Chemtracts: Org. Chem.*, 1(3), 233-5.
115. W. R. Roush, *Chemtracts: Org. Chem.*, 1(3), 236-9.
116. Y. Li, M. N. Paddon-Row and K. N. Houk, *J. Am. Chem. Soc.*, 110(11), 3684-6.
117. Yu. N. Bubnov, M. E. Gurskii and A. V. Geiderikh, *Metalloorg. Khim.*, 1(6), 1433-4.
118. R. C. Marks, Report, AFIT/CI/NR-88-163. CA111(19):173932u.
119. G. W. Kabalka, S. J. Lambert and V. K. Jinaraj, *Appl. Radiat. Isot.*, 39(11), 1113-15.
120. P. C. Srivastava, F. F. Jr. Knapp and G. W. Kabalka, *Phosphorus Sulfur*, Volume Date 1987, 38(1-2), 49-58.
121. D. J. Nelson and R. Soundararajan, *J. Org. Chem.*, 53(24), 5664-8.
122. G. Bir, W. Schacht and D. Kaufmann, *J. Organomet. Chem.*, 340(3), 267-71.
123. M. Hoshi, Y. Masuda and A. Arase, *Bull. Chem. Soc. Jpn.*, 61(10), 3764-6.
124. B. Wrackmeyer, *J. Chem. Soc., Chem. Commun.*, (24), 1624-6.
125. G. W. Kabalka, N. M. Goudgaon and Y. Liang, *Synth. Commun.*, 18(12), 1363-9.