

Facile conversion of $(\eta^5\text{-C}_5\text{R}_5)\text{M}(\text{CO})_2\text{-halide}$ complexes to halomethyl, alkoxymethyl, and cyanomethyl derivatives (R = H, CH₃; M = Fe, Ru; halide = Cl, Br, I)

John L. Hubbard ^a and William K. McVicar ^b

^a *Department of Chemistry and Biochemistry, Utah State University, Logan, UT 84322-0300 (USA)*

^b *Department of Chemistry, The University of Vermont, Burlington, VT 05405 (USA)*

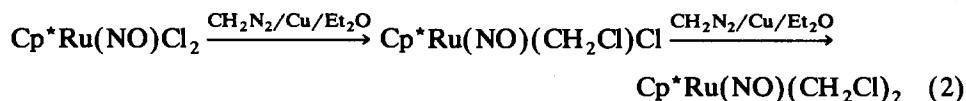
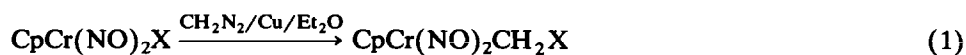
(Received August 21, 1991)

Abstract

The $\text{CpM}(\text{CO})_2\text{-X}$ complexes (M = Fe, Ru; X = Cl, Br; Cp = $\eta^5\text{-C}_5\text{H}_5$, Cp* = $\eta^5\text{-C}_5\text{Me}_5$) are completely converted to the corresponding halomethyl derivatives over a 20–30 min period when ethereal diazomethane is added dropwise in the presence of Cu powder. Product work-up involves only simple extraction of the crude product with hexane followed by recrystallization at -40°C . Formation of iodomethyl derivatives from iodide precursors requires considerably longer CH_2N_2 addition times and cannot be completely freed of the starting iodide complexes. Fortunately, iodomethyl complexes can be prepared in 80–95% isolated yield by treating the chloromethyl or bromomethyl derivatives with NaI in acetone/ Et_2O . The $\text{CpFe}(\text{CO})_2\text{CH}_2\text{I}$ and $\text{Cp}^*\text{Fe}(\text{CO})_2\text{CH}_2\text{I}$ complexes are the most sensitive, decomposing rapidly to polymethylene and the parent iodide complexes upon standing at room temperature. Metathetical reactions of the halomethyl complexes to give alkoxymethyl and cyanomethyl derivatives are described.

Introduction

Over the past several years we have reported the reactivity of selected organometallic (halo)nitrosyl complexes with diazomethane and Cu powder to produce the novel halomethyl derivatives (eqs. 1 and 2) [1,2].



(Cp = $\eta^5\text{-C}_5\text{H}_5$; Cp* = $\eta^5\text{-C}_5\text{Me}_5$; X = Cl, Br, I)

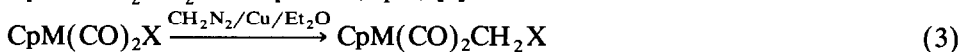
Correspondence to: Dr. J.L. Hubbard, Department of Chemistry and Biochemistry, Utah State University, Logan, UT 84322-0300, USA.

One of our principal goals in this work has been to compare the chemistry of our new nitrosyl complexes with the chemistry reported for isoelectronic metal-carbonyl complexes [3]. Now we report that our $\text{CH}_2\text{N}_2/\text{Cu}$ conditions are also successful for producing a wide variety of $(\eta^5\text{-C}_5\text{R}_5)\text{M}(\text{CO})_2$ -halomethyl complexes ($\text{M} = \text{Fe, Ru; R} = \text{H, CH}_3$). Although a number of these complexes are known from other synthetic routes [3,4], the methods presented here provide easy access to these complexes without the need for generating the $\text{CpM}(\text{CO})_2^-$ anions or the use of chloromethyl alkyl ethers. Similar to the report by Flood *et al.* [5] we show that lability of the halomethyl halide substituent provides easy access to new iodomethyl complexes $\text{CpM}(\text{CO})_2\text{CH}_2\text{I}$ as well as to alkoxymethyl and cyanomethyl derivatives. For the sake of completeness, we provide here a compilation of ^1H and ^{13}C NMR, IR, and mass spectroscopy data for all of the compounds.

Results and discussion

Synthesis of halomethyl complexes

The formation of chloromethyl and bromomethyl derivatives of the $\text{CpM}(\text{CO})_2\text{X}$ precursors follows from the same conditions reported for the formation of the $\text{CpCr}(\text{NO})_2\text{CH}_2\text{X}$ complexes (eq. 3) [1].




($\text{Cp} = \eta^5\text{-C}_5\text{H}_5, \eta^5\text{-C}_5\text{Me}_5$; $\text{M} = \text{Fe, Ru}$; $\text{X} = \text{Cl, Br, I}$)

Typical is the conversion of $\text{CpFe}(\text{CO})_2\text{Cl}$ to $\text{CpFe}(\text{CO})_2\text{CH}_2\text{Cl}$, which is easy to detect visually as well as by solution IR. The reaction mixture changes from red to light yellow over the time of CH_2N_2 addition. After the starting complex is no longer detectable by solution IR, the mixture is filtered to remove the Cu powder and taken to dryness *in vacuo*. The product is easily isolated by single extraction of the residue with hexane followed by filtration and crystallization from the concentrated hexane extract at -40°C .

In contrast to previous routes to the $\text{CpM}(\text{CO})_2\text{CH}_2\text{X}$ complexes [3,4], the $\text{CH}_2\text{N}_2/\text{Cu}$ method has the advantage of eliminating the need for generating $\text{CpM}(\text{CO})_2^-$ anions. Our method still requires care in handling diazomethane, but we have found that peristaltic pumping of the ethereal solution through Teflon cannula and Viton rubber is safe and convenient. An alternative to peristaltic pumping is simply to siphon the CH_2N_2 solution through Teflon cannula into the reaction vessel. Qualitatively, we have observed the rate of halomethyl product formation to be slowed when large amounts of polymeric $-(\text{CH}_2)_x-$ are present in the reaction mixture. Thus, care must be taken to avoid adding the CH_2N_2 solution too quickly.

Compared with the reactivity of the metal chloride and bromide complexes with $\text{CH}_2\text{N}_2/\text{Cu}$, the metal iodide complexes can be converted to the iodomethyl derivatives in only moderate yields and are difficult to separate from the parent iodide complexes. Fortunately, treatment of the corresponding Ru-chloromethyl complexes with excess of NaI in acetone/ Et_2O gives rapid conversion to the iodomethyl complexes (eq. 4).



($\text{X} = \text{Cl, Br}$; $\text{M} = \text{Fe, Ru}$)

The $\text{CpFe}(\text{CO})_2\text{CH}_2\text{I}$ and $\text{Cp}^*\text{Fe}(\text{CO})_2\text{CH}_2\text{I}$ complexes are the most unstable of all halomethyl complexes we have prepared, decomposing within several hours at room temperature to the parent iodo complexes and polymethylene. Other reports have also commented on the instability of iodomethyl complexes [4b,5]. The intermediacy of these complexes has been suggested in the formation of $(\eta^5\text{-C}_5\text{R}_5)\text{Fe}(\text{CO})_2\text{CH}_2\text{PR}_3^+$ complexes [4c]. It is interesting that when monitored by ^1H NMR, CDCl_3 solutions of $\text{CpFe}(\text{CO})_2\text{CH}_2\text{I}$ and $\text{Cp}^*\text{Fe}(\text{CO})_2\text{CH}_2\text{I}$ that contain added $[\text{PPN}]\text{I}$ decompose more slowly than those containing no added iodide. This would be consistent with the added iodide suppressing "ionization" of the $\text{M-CH}_2\text{-I}$ group to an $\text{M=CH}_2^+\text{I}^-$ form. The Ru-iodomethyl complexes are considerably more stable than their Fe analogues.

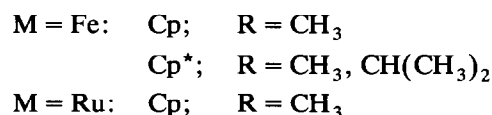
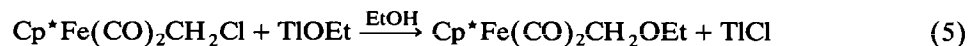
Spectroscopic properties of the halomethyl complexes

The NMR and IR spectral features of the halomethyl complexes are summarized in Table 1. In the ^1H NMR spectrum the complexes show a single resonance for the Cp or Cp^* ligand protons. The singlet for the halomethyl methylene protons shift steadily to higher field as X varies $\text{Cl} \rightarrow \text{Br} \rightarrow \text{I}$. In the ^{13}C NMR spectrum, the resonances for the Cp or Cp^* and the carbonyl carbon atoms are clearly present and show no large shifts as a function of the halomethyl halide. Reflecting the shifts observed in the ^1H NMR spectra, the methylene carbon resonance shifts steadily to high field as X varies $\text{Cl} \rightarrow \text{Br} \rightarrow \text{I}$. The carbonyl absorptions in the IR for the halomethyl complexes do not vary significantly as a function of the halomethyl identity.

The mass spectral data for the halomethyl complexes are summarized in Table 2. It is quite clear that loss of the halide substituent to give the $(\eta^5\text{-C}_5\text{R}_5)\text{M}(\text{CO})_2=\text{CH}_2^+$ cation is extremely favorable. Consistent with the known chemistry of $(\eta^5\text{-C}_5\text{R}_5)\text{M}(\text{CO})_2=\text{CHR}^+$ methylidene complexes [4], the stability of the methylidene cations generated in the mass spectrometer is quite reasonable.

Synthesis of alkoxymethyl complexes

The halomethyl complexes can be easily converted to alkoxymethyl derivatives by either the use of thallium ethoxide or by treatment with alkoxides in alcohol (eqs. 5 and 6). Flood *et al.* [5] have shown that $\text{CpFe}(\text{CO})(\text{PPh}_3)\text{CH}_2\text{Cl}$ can be converted to $\text{CpFe}(\text{CO})(\text{PPh}_3)\text{CH}_2\text{OCH}_3$ by using KOAc in MeOH.



This method of converting halomethyl complexes to alkoxymethyl derivatives avoids the use of chloromethyl ethers.

Consistent with earlier characterizations, the alkoxymethyl derivatives are light and heat sensitive oils. They can be purified by vacuum sublimation on to a dry-ice-cooled finger, giving light yellow oils that, upon exposure to room light and room temperature conditions, give brownish-yellow oils. This sensitivity has pre-

Table 1
NMR and IR data for halomethyl complexes

Compound	¹ H NMR (δ, ppm)	¹³ C NMR (δ, ppm)	IR, ν(CO) (cm ⁻¹) ^c
CpFe(CO) ₂ CH ₂ Cl	4.21 (s, 2H, CH ₂) ^a 4.04 (s, 5H, C ₅ H ₅)	215.6 (CO) ^a 86.4 (C ₅ H ₅) 33.1 (CH ₂)	2018vs, 1962vs
CpFe(CO) ₂ CH ₂ Br	4.01 (s, 5H, C ₅ H ₅) ^a 3.80 (s, 2H, CH ₂)	215.5 (CO) ^a 86.9 (C ₅ H ₅) 24.3 (CH ₂)	2015vs, 1962vs
CpFe(CO) ₂ CH ₂ I	3.97 (s, 5H, C ₅ H ₅) ^a 2.88 (s, 2H, CH ₂)	215.1 (CO) ^a 85.9 (C ₅ H ₅) -8.0 (CH ₂)	2020vs, 1965vs
Cp*Fe(CO) ₂ CH ₂ Cl	3.97 (s, 2H, CH ₂) ^a 1.35 (s, 15H, C ₅ Me ₅)	217.3 (CO) ^a 96.0 (C ₅ Me ₅) 42.1 (CH ₂) 8.9 (C ₅ Me ₅)	2003vs, 1957vs
Cp*Fe(CO) ₂ CH ₂ Br	3.72 (s, 2H, CH ₂) ^a 1.34 (s, 15H, C ₅ Me ₅)	217.1 (CO) ^a 96.3 (C ₅ Me ₅) 34.7 (CH ₂) 8.94 (C ₅ Me ₅)	2003vs, 1958vs
Cp*Fe(CO) ₂ CH ₂ I	2.86 (s, 2H, CH ₂) ^a 1.28 (s, 15H, C ₅ Me ₅)	217.3 (CO) ^a 96.1 (C ₅ Me ₅) 8.8 (C ₅ Me ₅) 4.5 (CH ₂)	2007vs, 1956vs
CpRu(CO) ₂ CH ₂ Cl	5.35 (s, 5H, C ₅ H ₅) ^b 4.37 (s, 2H, CH ₂)	199.7 (CO) ^b 89.5 (C ₅ H ₅) 21.6 (CH ₂)	2024vs, 1960
CpRu(CO) ₂ CH ₂ Br	5.36 (s, 5H, C ₅ H ₅) ^b 4.06 (s, 2H, CH ₂)	199.5 (CO) ^b 29.5 (CH ₂) 89.9 (C ₅ H ₅)	2018vs, 1966vs
CpRu(CO) ₂ CH ₂ I	5.33 (s, 5H, C ₅ H ₅) ^b 3.18 (s, 2H, CH ₂)	200.5 (CO) ^b 90.6 (C ₅ H ₅) -27.3 (CH ₂)	2020vs, 1975vs
Cp*Ru(CO) ₂ CH ₂ Cl	3.98 (s, 2H, CH ₂) ^b 1.91 (s, 15H, C ₅ Me ₅)	202.0 (CO) ^b 100.2 (C ₅ Me ₅) 31.7 (CH ₂) 9.8 (C ₅ Me ₅)	2008vs, 1952vs
Cp*Ru(CO) ₂ CH ₂ Br	3.73 (s, 2H, CH ₂) ^b 1.90 (s, 15H, C ₅ Me ₅)	202.4 (CO) ^a 100.3 (C ₅ Me ₅) 21.1 (CH ₂) 9.4 (C ₅ Me ₅)	2009vs, 1956vs
Cp*Ru(CO) ₂ CH ₂ I	2.88 (s, 2H, CH ₂) ^b 1.87 (s, 15H, C ₅ Me ₅)	201.8 (CO) ^b 100.2 (C ₅ Me ₅) 9.7 (C ₅ Me ₅) -11.2 (CH ₂)	2006vs, 1953vs

^a C₆D₆ solution. ^b CDCl₃ solution. ^c CH₂Cl₂ solution.

Table 2

Mass spectral fragmentation intensities for the halomethyl complexes

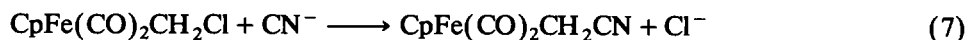
Complex	Fragment relative intensity (%)		
	[M ⁺]	[M - X]	[M - CO]
CpFe(CO) ₂ CH ₂ Cl	26	100	12
CpFe(CO) ₂ CH ₂ Br	10	100	8
CpFe(CO) ₂ CH ₂ I	5	30	100
Cp [*] Fe(CO) ₂ CH ₂ Cl	2	100	16
Cp [*] Fe(CO) ₂ CH ₂ Br	2	100	7
Cp [*] Fe(CO) ₂ CH ₂ I	4	82	35
CpRu(CO) ₂ CH ₂ Cl	11	100	7
CpRu(CO) ₂ CH ₂ Br	17	100	4
CpRu(CO) ₂ CH ₂ I	2	100	8
Cp [*] Ru(CO) ₂ CH ₂ Cl	7	100	22
Cp [*] Ru(CO) ₂ CH ₂ Br	8	100	7
Cp [*] Ru(CO) ₂ CH ₂ I	2	100	21

vented us from obtaining satisfactory microanalysis for Cp^{*}Ru(CO)₂CH₂OMe, Cp^{*}Fe(CO)₂CH₂OMe, Cp^{*}Fe(CO)₂CH₂OEt, and Cp^{*}Fe(CO)₂CH₂OⁱPr. Spectral evidence, however, clearly establishes the identity of the alkoxymethyl complexes. As listed in Table 3, the ¹H and ¹³C NMR data shows the presence of the (η⁵-C₅R₅), CO, and -CH₂OR ligands. The infrared spectra show the carbonyl region for these alkoxymethyl complexes to be somewhat more complex than expected for a simple dicarbonyl complex. Instead of a single symmetric ν(CO) and a single asymmetric ν(CO), there are at least two resolvable bands for each when examined at 2 cm⁻¹ resolution in hexane. A similar structure is observed for the CpCr(NO)₂CH₂OR complexes [1], and has been tentatively assigned to the presence of conformational isomers. A full analysis of this subject is currently underway [6].

The mass spectra for the alkoxymethyl derivatives consistently show a more intense molecular ion than seen for the parent halomethyl complexes. This is consistent with a stronger CH₂-OR bond. The (η⁵-C₅R₅)M(CO)₂=CH₂⁺ fragment is still present as the most intense ion in the spectrum.

Preparation of CpFe(CO)₂CH₂CN

Treatment of CpFe(CO)₂CH₂Cl with [PPN]CN in CH₂Cl₂ at room temperature gives irreversible conversion to the cyanomethyl derivative CpFe(CO)₂CH₂CN (eq. 7).



This procedure can be compared with the preparation of CpFe(CO)(PPh₃)CH₂CN from CpFe(CO)(PPh₃)CH₂Cl and KCN/C₆H₆/H₂O/Bu₄NBr [5,7]. In the ¹H NMR spectrum the methylene protons appear as a singlet at δ 0.77 ppm. The methylene carbon appears at δ -29.3 ppm in the ¹³C NMR spectrum. The carbonyl IR absorptions are at nearly the same energy as in the halomethyl complexes, indicating the donor properties of the -CH₂CN ligand to be quite similar to the halomethyl ligands.

Table 3

NMR and IR data for alkoxymethyl and cyanomethyl complexes

Compound	¹ H NMR (δ, ppm)	¹³ C NMR (δ, ppm)	IR, ν(CO) (cm ⁻¹) ^c
CpFe(CO) ₂ CH ₂ OCH ₃	4.85 (s, 2H, CH ₂) ^b 4.79 (s, 5H, C ₅ H ₅) 3.23 (s, 3H, OCH ₃)	217.3 (CO) ^a 85.9 (C ₅ H ₅) 65.2 (CH ₂) 60.4 (CH ₃)	1998vs, 1985sh, 1949vs, 1928sh
Cp*Fe(CO) ₂ CH ₂ OCH ₃	4.30 (s, 2H, CH ₂) ^b 3.23 (s, 3H, OCH ₃) 1.73 (s, 15H, C ₅ Me ₅)	218.4 (CO) ^b 95.3 (C ₅ Me ₅) 73.3 (OCH ₃) 61.2 (CH ₂) 9.2 (C ₅ Me ₅)	2002vs, 1991vs, 1945vs, 1934vs
Cp*Fe(CO) ₂ CH ₂ OCH ₂ CH ₃	4.35 (s, 2H, (CH ₂) ^b 3.32 (q, 2H, CH ₂ CH ₃) 1.73 (s, 15H, C ₅ Me ₅) 1.12 (t, 3H, CH ₂ CH ₃)	219.0 (CO) ^a 95.4 (C ₅ Me ₅) 69.6 (CH ₂) 15.6 (CH ₂ CH ₃) 9.1 (C ₅ Me ₅)	2000vs, 1989sh, 1943vs, 1933sh
Cp*Fe(CO) ₂ CH ₂ O- <i>i</i> Pr	4.27 (s, 2H, CH ₂) ^b 3.36 (m, 1H, CH(CH ₃) ₂) 1.72 (m, 15H, C ₅ Me ₅) 1.07 (d, 6H, CH(CH ₃) ₂)	218.6 (CO) ^b 95.2 (C ₅ Me ₅) 73.3 (CH(CH ₃) ₂) 66.8 (CH ₂) 21.9 (CH ₂ CH ₃) 9.2 (C ₅ Me ₅)	1999vs, 1990sh, 1940vs, 1930sh
Cp*Ru(CO) ₂ CH ₂ OCH ₃	4.43 (s, 2H, CH ₂) ^b 3.19 (s, 3H, OCH ₃) 1.88 (s, 15H, C ₅ Me ₅)	204.0 (CO) ^b 99.7 (C ₅ Me ₅) 65.0 (CH ₂) 60.5 (CH ₂) 9.7 (C ₅ Me ₅)	2013vs, 2003vs, 1950vs, 1940vs
CpFe(CO) ₂ CH ₂ CN	4.01 (s, 5H, C ₅ H ₅) ^b 0.77 (s, 2H, CH ₂ CN)	215.1 (CO) ^b 85.9 (C ₅ H ₅) -29.3 (CH ₂ CN)	2022vs, 1966vs ^d ν(CN) 2200 ^d

^a C₆D₆ solution. ^b CDCl₃ solution. ^c Hexane solution. ^d KBr pellet.

Concluding remarks

The methods described here greatly facilitate the preparation of both new and previously reported CpM(CO)₂-halomethyl complexes. We have taken advantage of the labile nature of the halomethyl halide substituent, leading to facile preparation of alkoxymethyl and cyanomethyl derivatives.

Experimental

Standard Schlenk techniques were employed in all syntheses. Nitrogen atmosphere was purified by passing through scavengers for water (Aquasorb, Mallinckrodt) and oxygen (Cu catalyst, Chemical Dynamics, So. Plainfield, NJ). Reagent grade solvents were purified by distillation from appropriate drying agents. The column chromatography supports used were Al₂O₃(III) (150 mesh, activity I, neutral, Aldrich, deactivated by addition of 6% H₂O), SiO₂ (60–200 mesh, Baker) and Florisil (60–100 mesh, Fisher). Both SiO₂ and Florisil supports were

activated by drying under 1×10^{-5} Torr vacuum for 24 h. Routine filtrations were performed through Analytical Filter Pulp (Schliesser and Schuller). Infrared spectra were recorded on a Perkin-Elmer 1430 spectrophotometer or a Mattson Polaris FT-IR spectrophotometer. The ^1H and ^{13}C NMR spectra were recorded on a Bruker WP-270 spectrometer (270 and 67.9 MHz, respectively) or a Varian XL300 spectrometer (300 and 75.4 MHz, respectively). Residual solvent peaks were used as internal standards (7.24 ppm [^1H] and 77.0 ppm [^{13}C] for CDCl_3 ; 7.15 ppm [^1H] and 128.0 ppm [^{13}C] for C_6H_6). Mass spectra were obtained with a Finnigan 4610 mass spectrometer using chemical ionization (methane) or an LKB 2091 magnetic sector instrument employing electron impact ionization. Melting points were measured with a Mel-Temp device (Laboratory Devices) in open capillaries and are uncorrected. Combustion analyses were performed by Robertson Laboratories, Inc. Madison, NJ and Atlantic Microlabs, Inc., Norcross, GA.

Diazomethane (CH_2N_2) was generated using the "alcohol free" method from Diazald (Aldrich) [8]. Caution: diazomethane is exceedingly toxic and solutions have been known to explode unaccountably! All work must be carried out in a well ventilated fume hood behind safety shields. The ethereal diazomethane was collected directly on to KOH pellets and was stored in a -60°C Dewar until use. The reservoir of CH_2N_2 was tapped with 0.5 mm i.d. Teflon cannula tubing (Rainin Corp.) and was pumped with a Haake Buchler peristaltic pump (Model 426-2000) equipped with a 20-cm section of 1.6 mm i.d. Viton tubing (Cole-Parmer). A second piece of Teflon tubing delivers the CH_2N_2 solution to the vented reaction vessel through a punctured rubber septum. This set-up allowed for the steady and reproducible delivery of CH_2N_2 solutions to the reaction vessel.

Most of the starting halides were prepared according to the literature: ($\eta^5\text{-C}_5\text{H}_5$) $\text{Fe}(\text{CO})_2\text{X}$, X = Cl, Br, I [9]; ($\eta^5\text{-C}_5\text{H}_5$) $\text{Ru}(\text{CO})_2\text{X}$, Cl [9], Br [10], I [10]; ($\eta^5\text{-C}_5\text{Me}_5$) $\text{Ru}(\text{CO})_2\text{X}$, Cl [11], Br [12]; ($\eta^5\text{-C}_5\text{Me}_5$) $\text{Fe}(\text{CO})_2\text{X}$, X = Br [13], I [14]. Our preparation of the previously unreported ($\eta^5\text{-C}_5\text{Me}_5$) $\text{Fe}(\text{CO})_2\text{Cl}$ follows the exact procedure for the preparation of the $\eta^5\text{-C}_5\text{H}_5$ analogue and is characterized below. $\text{TIOCH}_2\text{CH}_3$ was used as received from Strem Chem. Co. $[\text{PPN}]\text{CN}$ was prepared from $[\text{PPN}]\text{Cl}$ and NaCN using a procedure similar to that reported for $[\text{PPN}]\text{NO}_2$ ($[\text{PPN}] = \text{PPh}_3\text{NPPh}_3^+$) [13].

Characterization of ($\eta^5\text{-C}_5\text{Me}_5$) $\text{Fe}(\text{CO})_2\text{Cl}$

^1H NMR (CDCl_3): δ 1.75 (s, 15H, C_5Me_5). $^{13}\text{C}\{^1\text{H}\}(\text{CDCl}_3)$: δ 213.9 (CO); δ 96.5 (C_5Me_5); δ 9.5 (C_5Me_5). Anal. Found: C, 51.24; H, 5.35. $\text{C}_{12}\text{H}_{15}\text{O}_2\text{ClFe}$ calc.: C, 51.01; H, 5.35%.

Synthesis of ($\eta^5\text{-C}_5\text{R}_5$) $\text{M}(\text{CO})_2\text{-CH}_2\text{X}$ complexes (X = Cl, Br)

The reactions of the iron and ruthenium halomethyl complexes are typified by the synthesis of ($\eta^5\text{-C}_5\text{H}_5$) $\text{Fe}(\text{CO})_2\text{-CH}_2\text{Cl}$. ($\eta^5\text{-C}_5\text{H}_5$) $\text{Fe}(\text{CO})_2\text{Cl}$ (0.240 g, 1.10 mmol) in 80 mL of Et_2O containing 6.0 g of copper powder was treated dropwise (approx. 20 drops min^{-1}) with diazomethane solution for 20 min with vigorous magnetic stirring. The initial red solution changed to bright yellow and the $\nu(\text{CO})$ (in ether) shifted from 2040vs, 1992vs cm^{-1} to 2018vs, 1960vs cm^{-1} during this time. The solution was filtered through filter pulp into a clean Schlenk tube and the solvent removed *in vacuo*. The yellow solid was extracted with hexane, filtered

through filter pulp, and concentrated. Crystallization at -40°C gave 0.240 g (94%) of yellow, crystalline $(\eta^5\text{-C}_5\text{H}_5)\text{Fe}(\text{CO})_2\text{CH}_2\text{Cl}$ [4a].

$(\eta^5\text{-C}_5\text{H}_5)\text{Fe}(\text{CO})_2\text{CH}_2\text{Br}$: yellow crystals in 92% yield [4a]. $(\eta^5\text{-C}_5\text{Me}_5)\text{Fe}(\text{CO})_2\text{CH}_2\text{Cl}$: bright yellow crystals in 88% yield. Anal. Found: C, 52.99; H, 5.97. $\text{C}_{13}\text{H}_{17}\text{O}_2\text{ClFe}$ calc.: C, 52.65; H, 5.78%. m.p. $79\text{--}80^{\circ}\text{C}$ (dec). $(\eta^5\text{-C}_5\text{Me}_5)\text{Fe}(\text{CO})_2\text{CH}_2\text{Br}$: yellow crystals in 94% yield. Anal. Found: C, 45.78; H, 5.03. $\text{C}_{13}\text{H}_{17}\text{O}_2\text{BrFe}$ calc.: C, 45.55; H, 5.22%. m.p. $82\text{--}84^{\circ}\text{C}$ (dec). $(\eta^5\text{-C}_5\text{H}_5)\text{Ru}(\text{CO})_2\text{CH}_2\text{Cl}$: yellow crystals in 95% yield [4f]. $(\eta^5\text{-C}_5\text{H}_5)\text{Ru}(\text{CO})_2\text{CH}_2\text{Br}$: yellow crystals in 89% yield. Anal. Found: C, 30.52; H, 2.19. $\text{C}_8\text{H}_7\text{O}_2\text{BrRu}$ calc.: C, 30.39; H, 2.23%. m.p. $40\text{--}41^{\circ}\text{C}$ (dec). $(\eta^5\text{-C}_5\text{Me}_5)\text{Ru}(\text{CO})_2\text{CH}_2\text{Cl}$: yellow crystals in 95% yield. Anal. Found: C, 45.39; H, 4.79. $\text{C}_{13}\text{H}_{17}\text{O}_2\text{ClRu}$ calc.: C, 45.68; H, 5.01%. m.p. $66\text{--}67^{\circ}\text{C}$ (dec). $(\eta^5\text{-C}_5\text{Me}_5)\text{Ru}(\text{CO})_2\text{CH}_2\text{Br}$: yellow crystals in 91% yield. Anal. Found: C, 40.46; H, 4.12. $\text{C}_{13}\text{H}_{17}\text{O}_2\text{BrRu}$ calc.: C, 40.42; H, 4.44%. m.p. $81\text{--}82^{\circ}\text{C}$ (dec).

Direct synthesis of iodomethyl derivatives

The procedure for the iodomethyl derivatives involved several 20 min additions of CH_2N_2 , with the reaction mixture being filtered into a fresh Schlenk containing 6 g of fresh Cu powder before resuming CH_2N_2 addition. Even with these measures, significant amounts of the metal-iodide starting material remained after as many as six additions.

Synthesis of iodomethyl derivatives by halide metathesis

The preparation of the $(\eta^5\text{-C}_5\text{Me}_5)\text{Fe}(\text{CO})_2\text{CH}_2\text{Br}$ complex was typical for these metathesis reactions. $(\eta^5\text{-C}_5\text{Me}_5)\text{Fe}(\text{CO})_2\text{CH}_2\text{Br}$ (0.10 g, 0.29 mmol) was dissolved in 5 mL of Et_2O added to a solution of NaI (1.0 g, 6.7 mmol) in 20 mL of acetone. The mixture was stirred at 20°C for 30 min and the solvent was removed *in vacuo*. Extraction with 40 mL of pentane and filtration produced a bright yellow solution which, after concentration to 5 mL, produced crystalline product at -40°C , 0.09 g (0.23 mmol, 79%) of a thermally sensitive yellow solid; m.p. 45°C (dec).

$(\eta^5\text{-C}_5\text{H}_5)\text{Fe}(\text{CO})_2\text{CH}_2\text{I}$: yellow oil in 88% yield. $(\eta^5\text{-C}_5\text{H}_5)\text{Ru}(\text{CO})_2\text{CH}_2\text{I}$: orange-yellow crystals in 87% yield. Anal. Found: C, 26.55; H, 2.10. $\text{C}_8\text{H}_7\text{O}_2\text{IRu}$ calc.: C, 26.46; H, 1.94%. m.p. $43\text{--}45^{\circ}\text{C}$. $(\eta^5\text{-C}_5\text{Me}_5)\text{Ru}(\text{CO})_2\text{CH}_2\text{I}$: orange-yellow microcrystals in 90% yield. Anal. Found: C, 36.50; H, 3.81. $\text{C}_{13}\text{H}_{17}\text{O}_2\text{IRu}$ calc.: C, 36.04; H, 3.96%. m.p. $88\text{--}90^{\circ}\text{C}$ (dec).

Synthesis of alkoxymethyl derivatives

Conversion of halomethyl complexes to alkoxymethyl complexes was accomplished by either using TIOR (R = ethyl) or 0.5 M KOR/ROH solutions (R = methyl, isopropyl). Typical preparations for both routes are given below.

$(\eta^5\text{-C}_5\text{Me}_5)\text{Fe}(\text{CO})_2\text{-CH}_2\text{OCH}_2\text{CH}_3$. A Schlenk tube was charged with 0.10 g (0.34 mmol) of $(\eta^5\text{-C}_5\text{Me}_5)\text{Fe}(\text{CO})_2\text{CH}_2\text{Cl}$, 15 mL of ethanol, and 0.03 mL (0.42 mmol) of $\text{TiOCH}_2\text{CH}_3$. The reaction mixture immediately turned cloudy and was stirred magnetically for 30 min. After removal of solvent *in vacuo*, the crude product was extracted with a minimum of hexane and transferred to a SiO_2 column (1 \times 10 cm) made up in hexane. Elution with 6 : 1 hexane/ Et_2O produced a yellow-brown band which, after solvent removal and vacuum sublimation on to a

– 80°C finger, gave 0.09 g (0.29 mmol, 87%) of $(\eta^5\text{-C}_5\text{Me}_5)\text{Fe}(\text{CO})_2\text{CH}_2\text{OCH}_2\text{CH}_3$ as a yellow-brown oil. MS: *m/e* 306 (100%) [M^+]; 278 (94%) [$\text{M} - \text{CO}$]; 261 (84%) [$\text{M} - \text{OEt}$].

$(\eta^5\text{-C}_5\text{Me}_5)\text{Fe}(\text{CO})_2\text{-CH}_2\text{OCH}(\text{CH}_3)_2$. A Schlenk tube was charged with 0.12 g (0.35 mmol) of $(\eta^5\text{-C}_5\text{Me}_5)\text{Fe}(\text{CO})_2\text{-CH}_2\text{Br}$, and 10 mL of 0.5 M $\text{NaOCH}(\text{CH}_3)_2$ in isopropanol. The mixture was stirred magnetically for 30 min and then stripped of solvent *in vacuo*. The red-brown residue was extracted in a minimum of pentane and transferred to a SiO_2 column (1 × 10 cm). Elution with hexane produced a yellow-brown zone, which upon removal of solvent and vacuum sublimation on to a – 80°C finger, gave 0.10 g (0.31 mmol, 88%) of an extremely light and temperature sensitive yellow-brown oil characterized as $(\eta^5\text{-C}_5\text{Me}_5)\text{Fe}(\text{CO})_2\text{-CH}_2\text{OCH}(\text{CH}_3)_2$. MS: *m/e* 320 (29%) [M^+]; 292 (62%) [$\text{M} - \text{CO}$]; 261 (100%) [$\text{M} - \text{O}^i\text{Pr}$].

$(\eta^5\text{-C}_5\text{H}_5)\text{Fe}(\text{CO})_2\text{-CH}_2\text{OCH}_3$. Prepared from $(\eta^5\text{-C}_5\text{H}_5)\text{Fe}(\text{CO})_2\text{-CH}_2\text{Br}$ and 0.5M NaOCH_3 in CH_3OH in 75% yield as a yellow oil. MS: *m/e* 222 (5%) [M^+]; 194 (100%) [$\text{M} - \text{CO}$]; 191 (75%) [$\text{M} - \text{OCH}_3$] [4a].

$(\eta^5\text{-C}_5\text{Me}_5)\text{Fe}(\text{CO})_2\text{-CH}_2\text{OCH}_3$. Prepared from $(\eta^5\text{-C}_5\text{Me}_5)\text{Fe}(\text{CO})_2\text{-CH}_2\text{Br}$ and 0.5M KOCH_3 in CH_3OH in 58% yield as a yellow-brown oil. MS: *m/e* 292 (15%) [M^+]; 264 (93%) [$\text{M} - \text{CO}$]; 261 (100%) [$\text{M} - \text{OCH}_3$].

$(\eta^5\text{-C}_5\text{Me}_5)\text{Ru}(\text{CO})_2\text{-CH}_2\text{OCH}_3$. Prepared from $(\eta^5\text{-C}_5\text{Me}_5)\text{Ru}(\text{CO})_2\text{-CH}_2\text{Cl}$ and 0.8M KOCH_3 in CH_3OH in 66% yield as a yellow oil. MS (^{101}Ru): *m/e* 337 (76%) [M^+]; 309 (75%) [$\text{M} - \text{CO}$]; 306 (100%) [$\text{M} - \text{OCH}_3$].

Synthesis of $(\eta^5\text{-C}_5\text{H}_5)\text{Fe}(\text{CO})_2\text{-CH}_2\text{CN}$. A Schlenk tube was charged with 0.17 g (0.6 mmol) of $(\eta^5\text{-C}_5\text{H}_5)\text{Fe}(\text{CO})_2\text{-CH}_2\text{Cl}$, 0.77 g (1.3 mmol) of [PPN]CN, and 20 mL of CH_2Cl_2 . The mixture was stirred magnetically for 30 min and then the solvent was removed *in vacuo*. The residue was slurried in 20 mL Et_2O and filtered onto a 2 × 5 cm column of $\text{Al}_2\text{O}_3(\text{III})$ made up in Et_2O . Elution with 2 : 1 $\text{CH}_2\text{Cl}_2/\text{Et}_2\text{O}$ produced a yellow band. Recrystallization from 1 : 1 $\text{CH}_2\text{Cl}_2/\text{Et}_2\text{O}$ at – 40°C gave 0.12 g (0.55 mmol, 92%) of yellow crystalline $(\eta^5\text{-C}_5\text{H}_5)\text{-Fe}(\text{CO})_2\text{CH}_2\text{CN}$. MS: *m/e* 217 (100%) [M^+]; 189 (92%) [$\text{M} - \text{CO}$]; 191 (11%) [$\text{M} - \text{CN}$]; 177 (29%) [$\text{M} - \text{CH}_2\text{CN}$] [6a].

Acknowledgments

The support of the National Science Foundation (CHE-8901855) is gratefully acknowledged.

References

- (a) J.L. Hubbard and W.K. McVicar, *J. Am. Chem. Soc.*, 108 (1986) 6422; (b) J.L. Hubbard and W.K. McVicar, *Organometallics*, 9 (1990) 2683.
- J.L. Hubbard, A. Morneau, R.M. Burns and O.W. Nadeau, *J. Am. Chem. Soc.*, 113 (1991) 9180.
- (a) P.W. Jolly and R. Pettit, *J. Am. Chem. Soc.*, 88 (1966) 5044; (b) M. Brookhart and G.O. Nelson, *J. Am. Chem. Soc.*, 99 (1977) 6099; (c) M. Brookhart, J.R. Tudzer, T.C. Flood and J. Jensen, *J. Am. Chem. Soc.*, 102 (1980) 1203; (d) M. Brookhart, Y. Liu and R.C. Buck, *J. Am. Chem. Soc.*, 110 (1988) 2337; (e) M. Brookhart, T.R. Tucker and G.P. Husk, *J. Am. Chem. Soc.*, 103 (1981) 979; (f) M. Brookhart, *J. Am. Chem. Soc.*, 105 (1983) 258; (g) M. Brookhart and R.C. Buck, *J. Organomet. Chem.*, 370 (1989) 111; (h) W.-J. Peng, A.S. Gamble, J.L. Templeton and M. Brookhart, *Inorg. Chem.*, 29 (1990) 463; (i) M. Brookhart, Y. Liu, E.W. Goldman, D.A. Timmers and G.D. Williams, *J. Am. Chem. Soc.*, 113 (1991) 927.

- 4 (a) M.L.H. Green, M. Ishaq and R.N. Whiteley, *J. Chem. Soc. A*, (1967) 1508; (b) R.B. King and D.M. Braitsch, *J. Organomet. Chem.*, 54 (1973) 9; (c) C. Botha, J.R. Moss and S. Pelling, *J. Organomet. Chem.*, 220 (1981) C21; (d) A.R. Cutler, *J. Am. Chem. Soc.*, 107 (1979) 604; (e) T.W. Bodnar and A.R. Cutler, *J. Am. Chem. Soc.*, 105 (1983) 5926; (e) Y.C. Lin, D. Milstein and S.S. Wreford, *Organometallics*, 2 (1983) 1461; (f) J.R. Moss and S. Pelling, *J. Organomet. Chem.*, 236 (1982) 221.
- 5 T.C. Flood, F.J. DiSanti and D.L. Miles, *Inorg. Chem.*, 15 (1976) 1910.
- 6 J.L. Hubbard and W.K. McVicar, in preparation.
- 7 (a) J.K.P. Ariyaratne and M.L.H. Green, *J. Chem. Soc.*, (1963) 2976; (b) D.L. Reger, *Inorg. Chem.*, 14 (1975) 660.
- 8 (a) T.J. de Boer and H.J. Baker, *Organic Synthesis*, Coll. Vol. 4, Wiley, New York, 1963, p. 250; (b) M. Hudlicky, *J. Org. Chem.*, 45 (1980) 5377.
- 9 W.P. Fehlhammer, W.A. Herrmann and K. Olefe, in G. Brauer (ed.), *Handbuch der Anorganische Chemie*, 2nd edition, F. Enke, Stuttgart, 1981, Vol. 3, p. 1953.
- 10 R.J. Haines and A.L. duPreez, *J. Chem. Soc., Dalton Trans.*, (1972) 944.
- 11 D.M. Heinekey, Ph.D. Dissertation, University of Alberta, Edmonton, Alberta, 1981.
- 12 H. Nagashima, M. Katsunori and K. Itoh, *Organometallics*, 3 (1984) 1314.
- 13 R.B. King, W.M. Douglas and A. Efraty, *J. Organomet. Chem.*, 69 (1974) 131.
- 14 M.E. Wright, G.O. Nelson and R.S. Glass, *Organometallics*, 4 (1985) 245.
- 15 (a) J.K. Ruff and W.J. Schlinetz, *Inorg. Synth.*, 15 (1974) 84; (b) W.L. Gladfelter, P.C.C. Liu and R.E. Stevens, *J. Organomet. Chem.*, 287 (1985) 133.