

Preliminary communication

 The role of SO₂ as a ligand to mediate associative substitution reactions of some 18-electron molybdenum complexes[†]

 Jian Kun Shen^a, Fred Basolo^{a,*}, Gregory J. Kubas^{b,*}
^a Department of Chemistry, Northwestern University, Evanston, IL 60208-3113, USA

^b Inorganic and Structural Chemistry Group, CST-3: MS-C346, Los Alamos National Laboratory, Los Alamos, NM 87545, USA

Received 15 July 1994

Abstract

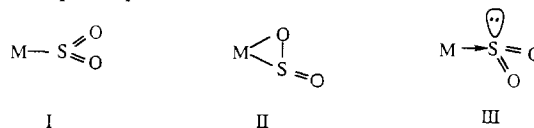
Results of kinetic studies are reported for intramolecular PPh₃ substitution reactions of Mo(CO)₂(η¹-L)(PPh₃)₂(SO₂) to form Mo(CO)₂(η²-L)(PPh₃)₂(SO₂) (L = dmpe=(Me)₂PC₂H₄P(Me)₂ and dppe=Ph₂PC₂H₄PPh₂) in THF as solvent. Activation parameters for the reactions are: ΔH[‡] values 12.3 kcal mol⁻¹ for dmpe and 16.7 kcal mol⁻¹ for dppe; and ΔS[‡] values -30.3 cal mol⁻¹ K for dmpe and -16.4 cal mol⁻¹ K for dppe. These results are consistent with an intramolecular associative mechanism. The facile associative pathway for the reaction is discussed in terms of the ability of SO₂ to accept a pair of electrons from the metal, with a bonding transformation of η²-SO₂ to η¹-pyramidal SO₂, so maintaining a stable 18-electron count for the complex in the transition state.

Keywords: Molybdenum; Sulfur dioxide; Ligand substitution; Kinetics; Mechanism

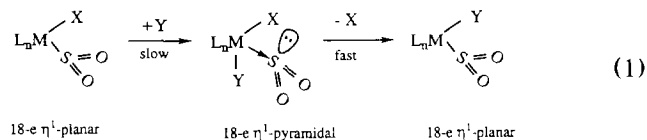
Tolman's [1] 16-, 18-electron rule suggests that 18-electron monomeric organometallic compounds undergo ligand substitution via a dissociative pathway involving a 16-electron intermediate rather than by the higher energy 20-electron intermediate required by an associative mechanism. Yet it had earlier been reported [2] that the presence of certain ligands (NO, cyclopentadienyl, and benzene) permits associative substitution reactions by localizing a pair of electrons on the ligand in the transition state for reaction, and so maintaining the stable 18-electron count throughout the reaction pathway. Considerable research has been carried out on the ring metal compounds in terms of ring-slippage processes [3], but more closely related to SO₂ is the NO ligand. It can either be bonded to a metal in a linear fashion M=N=O, or a pair of non-bonding electrons can be localized on the nitrogen to give a bent sp² hybrid nitrosyl [4] M-N=O. This then frees a metal orbital for attack by the entering nucleophile and results in a low-energy associative displacement

reaction via a stable 18-electron transition state [2].

It has long been known [5] that SO₂ is both a Lewis acid and a Lewis base, with metal-SO₂ bonding modes of the types [6] η¹-planar (see I) or η² (see II) geometries in which it behaves as a Lewis base, donating a pair of electrons to the metal accompanied by π-back-bonding from filled d-orbitals of the metal atom. Also the Lewis acid behavior of SO₂ as a ligand results in an η¹-pyramidal (see III) bonding mode, in which SO₂ accepts a pair of electrons from the metal.



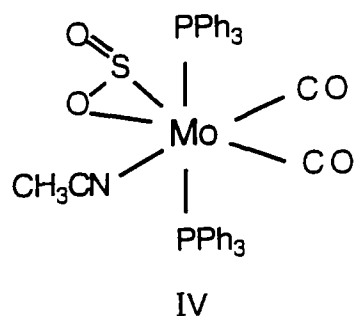
These bonding modes suggest that the ligand SO₂ may possibly, like NO, mediate an associative displacement reaction of an 18-electron monomeric organometallic compound. The presumed reaction mechanism is depicted in a general form in Eq. (1).


[†] This article is dedicated to Fausto Calderazzo on his 65th birthday.

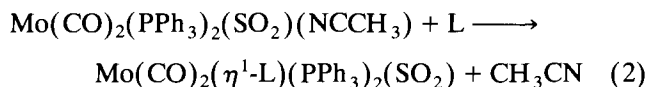
* Corresponding authors.

This hypothetical case shows that as SO_2 shifts from Lewis base to Lewis acid behavior, the entering nucleophile Y is enabled to attack the metal while a stable 18-electron count is maintained for the active intermediate. In spite of the seeming plausibility of this ligand substitution mechanism, there seems to have been no report of its observation.

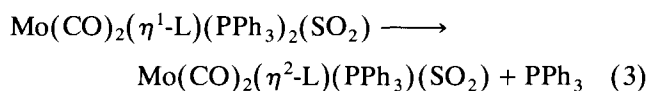
We present here preliminary results of a kinetic study that appear to be best explained on the bases of an $\eta^2 \rightarrow \eta^1$ -pyramidal $\rightarrow \eta^1$ -planar mechanism. The compound investigated was *cis,trans*- $\text{Mo}(\text{CO})_2(\text{PPh}_3)_2(\eta^2\text{-SO}_2)(\text{NCCH}_3)$ [7] (see IV), and its reactions with dppe ($\text{Ph}_2\text{PC}_2\text{H}_4\text{PPh}_2$) and with dmpe ($(\text{Me})_2\text{PC}_2\text{H}_4\text{P}(\text{Me})_2$) were studied in THF solution.



The good leaving group CH_3CN is rapidly replaced at low temperature, initially affording $\text{Mo}(\text{CO})_2(\eta^1\text{-L})(\text{PPh}_3)_2(\text{SO}_2)$ (Eq. (2)), which is believed to contain $\eta^2\text{-SO}_2$ [7].



The $\eta^1\text{-L}$ complex thus formed then undergoes intermolecular PPh_3 substitution and chelating ring closure more slowly to form $\text{Mo}(\text{CO})_2(\eta^2\text{-L})(\text{PPh}_3)(\text{SO}_2)$ [8*] (Eq. (3)).



The PPh_3 substitution [9*] is first-order with respect to the concentration of the $\eta^1\text{-L}$ complex. Rate constants and activation parameters are given in Table 1.

The low values of ΔH^\ddagger and the negative values of ΔS^\ddagger are indicative of nucleophilic attack on the metal and an associative mechanism. This could result from the driving force provided by closure of the diphenyl chelate ring in going from $\eta^1\text{-L}$ to the $\eta^2\text{-L}$ species. Arguing against this is the earlier report [10] that CO substitution reactions of $\text{Mo}(\text{CO})_5(\eta^1\text{-L})$ ($\text{L} = \text{dppe}$ or dmpe) involving formation of $\text{Mo}(\text{CO})_4(\eta^2\text{-L})$ have near zero ΔS^\ddagger values ($-1.7 \text{ cal mol}^{-1} \text{ K}$ for dmpe and $3.3 \text{ cal mol}^{-1} \text{ K}$ for dppe) and large ΔH^\ddagger values ($28.7 \text{ kcal mol}^{-1}$ for dppe and $28.2 \text{ kcal mol}^{-1}$ for dmpe), indicating primarily a dissociative process. If a nucleophilic attack on the metal made a major contribution to the

Table 1
Rate constants and activation parameters for PPh_3 substitution of $\text{Mo}(\text{CO})_2(\eta^1\text{-L})(\text{PPh}_3)_2(\text{SO}_2)$ THF (Eq. (3)).

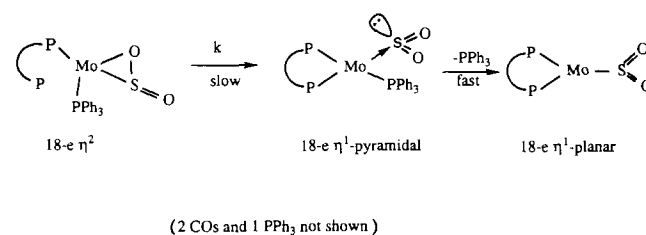
L	T (°C)	$10^4 k$ (s^{-1})	ΔH^\ddagger , (kcal mol^{-1})	ΔS^\ddagger , (cal $\text{mol}^{-1} \text{ K}$)
dmpe	4.5	3.06		
	15.0	7.26		
	26.0	16.3		
dppe	26.0	15.6 ^a	12.3 ± 0.3	-30.3 ± 0.8
	15.5	3.48		
	26.8	10.7		
	36.0	25.6	16.7 ± 0.2	-16.4 ± 0.6

^a In the presence of excess of PPh_3 (0.14 M).

chelate ring closure then one would expect much more negative values of ΔS^\ddagger and lower values of ΔH^\ddagger . The ΔH^\ddagger values are close to the Mo-CO bond dissociation energy [11] (approximately 30 kcal mol^{-1}), suggesting that the chelating effect does not play a significant role in these reactions.

By comparison, the reaction of the corresponding molybdenum compounds used in our studies do show negative ΔS^\ddagger values and low ΔH^\ddagger values (Table I), consistent with an associative nucleophilic displacement process. When the difference between the two compounds $\text{Mo}(\text{CO})_5(\eta^1\text{-L})$ and $\text{Mo}(\text{CO})_2(\eta^1\text{-L})(\text{PPh}_3)_2(\text{SO}_2)$ is considered it is seen that three of the COs of the pentacarbonyl are replaced by two PPh_3 and one SO_2 . Since CO is a strong π -acid, and since PPh_3 and SO_2 are stronger bases than CO, it follows that the electron density on Mo would be much higher in the compound used with the present study than in the pentacarbonyl. Also, it is clear that Mo in the present compound would be much more sterically hindered than in the pentacarbonyl.

Both the higher electron density on Mo and its steric crowding would tend to retard nucleophilic attack on Mo, yet the kinetic data (Table I) suggest otherwise. Since the results of the pentacarbonyl study [10] suggest chelate ring closure is not responsible for an associative pathway, one is prompted to define the role of SO_2 as a ligand that allows operation of an $\eta^2 \rightarrow \eta^1$ -pyramidal $\rightarrow \eta^1$ -planar reaction mechanism via an 18-electron intermediate or transition state (Scheme 1). Additional investigations are under way to further



Scheme 1.

examine the role of SO₂ as a ligand in substitution reactions of its metal complexes.

Acknowledgement

J.K.S. and F.B. thank Northwestern University for the support of this research, and G.J.K. thanks the US Department of Energy, Division of Chemical Sciences, Office of Basic Energy Research. F.B. wants to thank his colleague D.F. Shriver for suggesting that SO₂ might act as NO in such reactions, and to thank G.P. Chiusoli for the invitation to submit an article in honor of his long-time dear friend Fausto.

References and notes

- [1] C.A. Tolman, *Chem. Soc. Rev.*, 1 (1972) 337.
- [2] H.G. Schuster-Wolden and F. Basolo, *J. Am. Chem. Soc.*, 88 (1966) 1657; F. Zingales, A. Chiesa and F. Basolo, *J. Am. Chem. Soc.*, 88 (1966) 2707; E.M. Thorsteinson and F. Basolo, *J. Am. Chem. Soc.*, 88 (1966) 3929.
- [3] J.M. O'Connor and C.P. Casey, *Chem. Rev.*, 87 (1987) 307.
- [4] D.J. Hodgson and J.A. Ibers, *Inorg. Chem.*, 8 (1969) 1282.
- [5] D.F. Shriver, P.W. Atkins and C.H. Langford, *Inorganic Chemistry*, Oxford University Press, 2nd edn. 1994, p. 208.
- [6] R.R. Ryan, G.J. Kubas, D.C. Moody, and P.G. Eller, *Structure and Bonding*, 46 (1981) 47; W.A. Schenk, *Angew. Chem.*, 26 (1987) 98.
- [7] G.J. Kubas, G.D. Jarvinen and R.R. Ryan, *J. Am. Chem. Soc.*, 105 (1983) 1883.
- [8] Preparation of Mo(CO)₂(dmpe)(PPh₃)(SO₂): 350 mg of Mo(CO)₂(PPh₃)(SO₂)(NCMe) [7] in 10 ml THF was mixed with 150 mg of dmpe (C₂H₄(PMe₂)₂) at 0°C. The solution was stirred for 2 h. The solvent was reduced to 2–3 ml under reduced pressure. 10 ml of toluene was added through a syringe and the solution was cooled to –20°C. The product was obtained as an orange powder (150 mg, yield = 53%). Deep red crystals were obtained from a CH₂Cl₂-toluene-pentane mixed solvent. H NMR (CD₂Cl₂): 0.83 (d, 6H); 1.75 (d, 6H); 1.2–1.8 (m, 4H); 7.4 (m, 9H); 7.6–7.7 (m, 6H). IR (CH₂Cl₂, cm⁻¹) ν_{CO}: 1869. ν_{SO₂}: 1188, 1053. Anal. Calc. for C₂₅H₃₁MoO₄P₃S: C, 49.69; H, 4.94. Found: C, 49.37; H, 4.88%. The analogous complex Mo(CO)₂(dppe)(PPh₃)(SO₂) was made using the same method. IR (cm⁻¹) ν_{CO}: 1880 in THF; ν_{SO₂}: 1198, 1058 in CH₂Cl₂.
- [9] Rate constants were obtained by following the decrease of the CO-stretching band of the reactant, using $\ln(A_1 - A_x) = k_{\text{obsd}}t + \text{constant}$. Plots of $\ln(A_1 - A_x)$ vs. t were linear over two half lives ($r^2 > 0.995$). The reactants Mo(CO)₂(η¹-L)(PPh₃)₂(SO₂) were generated in situ by mixing the solution of Mo(CO)₂(PPh₃)(SO₂)(NCMe) with those of the ligands at –78°C. IR ν_{CO} for Mo(CO)₂(η¹-dppe)(PPh₃)₂(SO₂) in THF: 1937, 1876 cm⁻¹. IR ν_{CO} for Mo(CO)₂(η¹-dmpe)(PPh₃)₂(SO₂) in THF: 1934, 1867 cm⁻¹. The infrared spectra were obtained on a Nicolet 5PC-FTIR spectrophotometer equipped with a P/N 20.500 variable temperature IR cell with 0.6 mm AgCl windows. Constant temperatures were obtained using a Neslab RTE-8 refrigeration circulating bath.
- [10] J.A. Connor and G.A. Hudson, *J. Organometal. Chem.*, 73 (1974) 351.
- [11] R.J. Angelici and J.R. Graham, *J. Am. Chem. Soc.*, 88 (1966) 3658; *Inorg. Chem.*, 6 (1967) 2082.