

# Theoretical Study on the Reactions of the Cyclic Trinitrogen Radical toward Oxygen and Water

Lin Jin,<sup>†</sup> Xue-fang Yu,<sup>†</sup> Jing-lin Pang,<sup>†</sup> Shao-wen Zhang,<sup>‡</sup> and Yi-hong Ding<sup>\*†</sup>

State Key Laboratory of Theoretical and Computational Chemistry, Institute of Theoretical Chemistry, Jilin University, Changchun 130023, People's Republic of China, and Department of Chemistry, College of Science, Beijing Institute of Technology, Beijing 100081, People's Republic of China

Received: December 6, 2008; Revised Manuscript Received: June 18, 2009

Recently, the detection of the neutral simplest all-nitrogen ring, cyclic-N<sub>3</sub> radical, has been realized via various techniques, which has led to numerous studies on its structures, energetics, and spectroscopy. In particular, it has been postulated as a possible building block of high energy density materials. Yet, its intermolecular reactivity is poorly understood. In this paper, we for the first time studied the reactions of cyclic-N<sub>3</sub> with the widespread oxygen and water at the CCSD(T)/aug-cc-pVTZ //B3LYP/6-311++G(d,p)+ZPVE and G3B3//B3LYP/6-311++G(d,p) (italics) levels. An addition–elimination mechanism was revealed for the cyclic-N<sub>3</sub> + O<sub>2</sub> reaction that results in the elementary product N<sub>2</sub> + NO + <sup>3</sup>O with an overall barrier as high as 11.8 (11.0) kcal/mol. The calculated low rate constants (even at high temperatures) show that the cyclic-N<sub>3</sub> radical is stable against oxygen. The cyclic-N<sub>3</sub> + H<sub>2</sub>O reaction is associated with a quasi H-abstraction mechanism forming the product cyclic-N<sub>3</sub>H + OH with the rather high barrier of 35.7 (36.2) kcal/mol. This indicates that cyclic-N<sub>3</sub> is chemically inert toward H<sub>2</sub>O. Chemical implications of the present work are discussed.

## 1. Introduction

In pure nitrogen compounds, their homonuclear single-bond energies are substantially less than one-third of their triple-bond and one-half of their double-bond energies. Therefore, a molecule containing N–N single-bond and double-bond may be metastable and to release energy when dissociating to N<sub>2</sub>. As a result of this, all-nitrogen compounds have been conceived as candidates for high energy density materials (HEDMs) by chemists for the past decades.<sup>1–5</sup> Due to the highly thermodynamic instability of all-nitrogen species, the number of such known compounds is very limited. Therefore, their syntheses and handling present great challenges. Any spectroscopic and structural characterization of all-nitrogen molecules (ions) should be considered as a breakthrough in the cluster science.<sup>4–15</sup>

The simplest neutral all-nitrogen ring is the cyclic-N<sub>3</sub> radical. Although its isomer, linear-N<sub>3</sub>, was already detected in 1956<sup>16</sup> and has received numerous experimental and theoretical investigations,<sup>17–25</sup> the report on the characterization of cyclic-N<sub>3</sub> is much limited. Early theoretical calculations predicted that the cyclic-N<sub>3</sub> radical is a doublet C<sub>2v</sub> symmetric isomer.<sup>26,27</sup> Of particular interest, theoretical calculations by Bittererová et al.<sup>28</sup> suggested that through the barrierless exoergic recombination reaction N + cyclic-N<sub>3</sub> in the C<sub>3v</sub> direction, cyclic-N<sub>3</sub> can be an alternative precursor to tetrahedral-N<sub>4</sub> (T<sub>d</sub>), which has been believed to be the most strongly bound isomer of all-nitrogen clusters and has received rather extensive attention. Ab initio studies of unimolecular dissociation of cyclic-N<sub>3</sub> radical and the potential energy surface have been reported.<sup>28,29</sup> These investigations indicated that the cyclic-N<sub>3</sub> radical is stable against conversion to linear-N<sub>3</sub> and dissociation to N + N<sub>2</sub>. Thus they reasonably proposed that cyclic-N<sub>3</sub> could be a stable azide isomer, and it would possess a long collision-free lifetime.

The first experimental indication for the possible existence of the cyclic-N<sub>3</sub> radical was provided by Hansen and Wodtke via the photolysis of ClN<sub>3</sub> at 235 nm, using velocity map imaging (VMI) technique in 2003.<sup>11</sup> In the subsequent mass spectrometric experiments, Wodtke and co-workers gave further support for the cyclic-N<sub>3</sub> via observation of two photoionization threshold energies using the time-of-flight (TOF) spectra.<sup>12–14</sup> Recently, Larson, Wodtke, and co-workers reported another photochemical route to cyclic-N<sub>3</sub> by a comprehensive study of the collision free photochemistry of methyl azide (CH<sub>3</sub>N<sub>3</sub>). They stated that methyl azide may be the most attractive photochemical precursor of cyclic-N<sub>3</sub> yet found.<sup>15</sup> Surely, other techniques (e.g., photoelectron spectroscopy, infrared spectroscopy) are still desired in future to afford a more detailed structural characterization of the interesting cyclic-N<sub>3</sub> radical.

The experimental detection, intrinsic stability against isomerization and dissociation as well as its potential application as a synthetic precursor to T<sub>d</sub>-N<sub>4</sub> drive us to wonder about its chemical reactivity, which is very important to assess its capability as a building block in assembly. Thus, it is very desirable to explore the interaction of the cyclic-N<sub>3</sub> with various chemical species that might be encountered in assembly processes. It is well-known that transient radicals (O, H, OH, NCO, CN, etc.) can deplete many stable molecules, to say nothing of the cyclic-N<sub>3</sub> radical. The self-recombination reaction between the cyclic-N<sub>3</sub> radicals may also easily take place if its number density is high enough. So, for use of the cyclic-N<sub>3</sub> in assembly, the environmental atomic species must be removed as much as possible, and the number density of the cyclic-N<sub>3</sub> should be controlled. In this paper, we center on another respect, i.e., reactions of cyclic-N<sub>3</sub> with relatively stable molecular species, on which, to our knowledge, no previous reports have been reported. We for the first time studied the reactions of cyclic-N<sub>3</sub> radical with oxygen and water, both of which are key species in atmosphere and are usually difficult to be completely removed during the material manufacturing processes.

<sup>†</sup> Jilin University.

<sup>‡</sup> Beijing Institute of Technology.

**TABLE 1: Relative Energies (kcal/mol) of the Reactants, Isomers, Transition States, and Products, and the  $\|t_r\|$  Diagnostics for the Cyclic- $N_3 + O_2$  Reaction**

species	B3LYP/ 6-311++G(d,p)		CCSD(T)/ aug-cc-pVTZ+ZPVE		$\ t_r\ $
	G3B3	G3B3	aug-cc-pVTZ+ZPVE	aug-cc-pVTZ+ZPVE	
R cyclic- $N_3 + O_2$	0.0	0.0	0.0	0.0	
1	-0.3	-0.6	-0.4	-0.4	0.018
2	6.1	3.3	4.2	4.2	0.034
3	6.5	5.3	6.1	6.1	
4	72.8				
5	-43.5	-43.1	-47.3	-47.3	0.043
6	66.2				
TS1/2	6.5	9.5	3.5	3.5	0.037
TS1/3	8.5	11.4	7.3	7.3	
TS1/4	82.5	82.8	85.0	85.0	
TS2/3	8.8	6.6	7.2	7.2	
TS2/5	12.8	11.0	11.8	11.8	0.032
TS2/6	67.3				
TS5/P <sub>1</sub>	-40.9	-49.1	-44.6	-44.6	0.032
TS6/P <sub>2</sub>	74.7				
P <sub>1</sub> $N_2 + NO + {}^3O$	-54.0	-59.0	-59.8	-59.8	
P <sub>2</sub> $N_2 + N_2O$	-86.8				

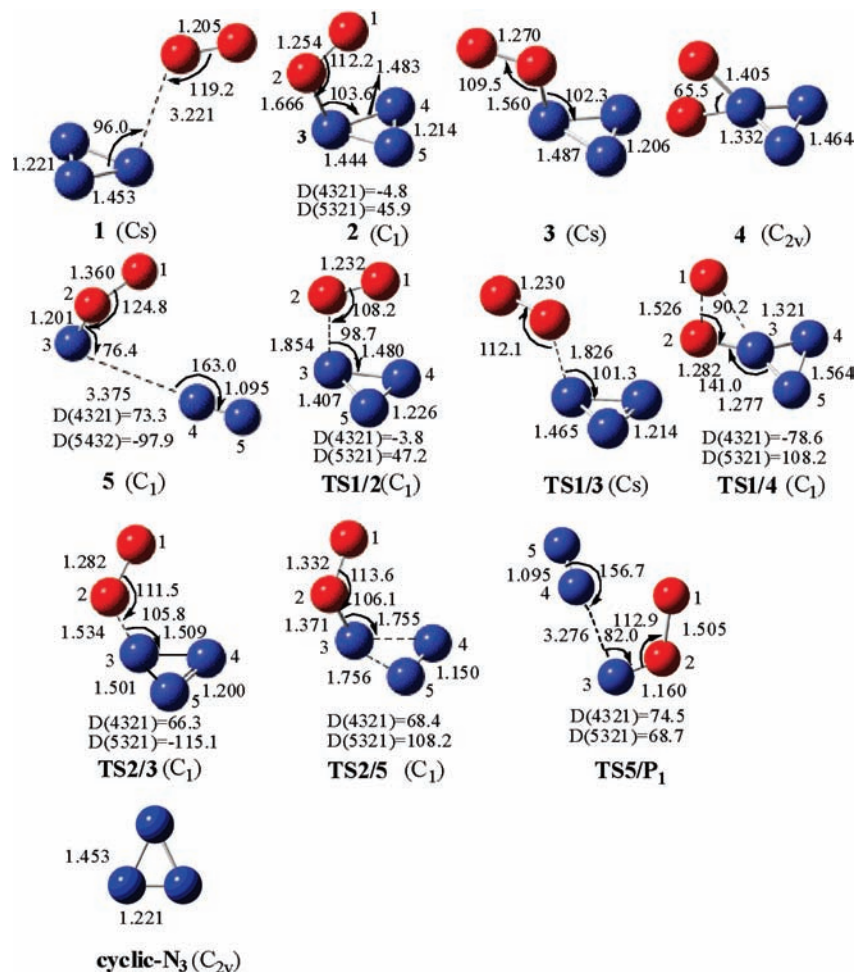
## 2. Theoretical Methods

For the cyclic- $N_3 + O_2$  and cyclic- $N_3 + H_2O$  reaction systems, the optimized geometries and harmonic frequencies of the reactant, products, local minima, and transition states are obtained first at the B3LYP/6-31G(d) level. Connections of the transition states between designated local minima have been confirmed by intrinsic reaction coordinate (IRC) calculations at the B3LYP/6-31G(d) level. Subsequently, the calculation at

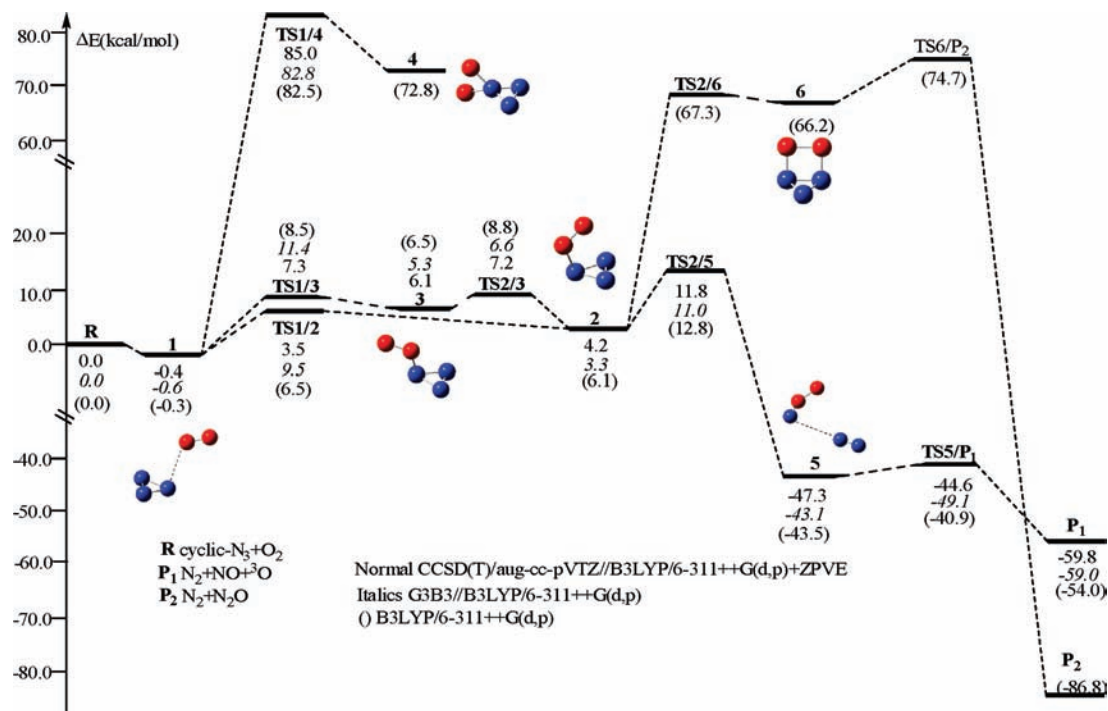
the B3LYP/6-311++G(d,p) were used to check the geometries and frequencies of each isomer and transition state of the above two reaction systems. For both systems, single-point calculations are performed at the G3B3 and CCSD(T)/aug-cc-pVTZ levels at the B3LYP/6-311++G(d,p)-optimized geometries. The B3LYP/6-311++G(d,p) zero-point vibrational energies (ZPVE) are also included. All the geometrical and energetic calculations are carried out using the GAUSSIAN03 program package.<sup>30</sup> For better evaluation of the stability of the cyclic- $N_3$  radical against water and oxygen, the rate constants are calculated using the VKLab version 1.0.<sup>31</sup>

## 3. Results and Discussion

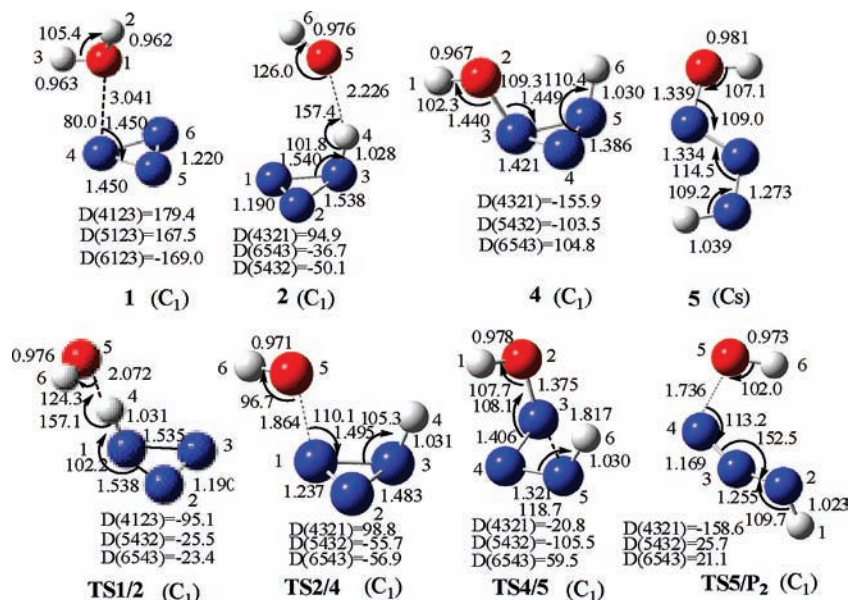
**3.1. Reaction of Cyclic- $N_3 + O_2$ .** For cyclic- $N_3 + O_2$  reaction, the energies and crucial structures of the reactant, products, isomers and transition states are shown in Table 1 and Figure 1. The energy of reactant R cyclic- $N_3 + O_2$  is set as zero as a reference. By means of the inter-relation among the reactant, isomers, transition states, and products as well as the corresponding relative energies, the schematic profiles of the potential energy surfaces (PESs) are constructed as shown in Figure 2 based on the CCSD(T)/aug-cc-pVTZ//B3LYP/6-311++G(d,p) + ZPVE (in normal) (simplified as CCSD(T)//B3LYP), G3B3//B3LYP/6-311++G(d,p) (in italics) (simplified as G3//B3LYP) and B3LYP/6-311++G(d,p) (in parentheses) energetics. The symbol **TSm/n** is used to denote the transition state connecting the isomers **m** and **n**.



**Figure 1.** B3LYP/6-311++G(d,p)-optimized geometries for crucial reactant, isomers, transition states, and product in cyclic- $N_3 + O_2$  reaction. Bond lengths are in angstroms and angles in degrees.



**Figure 2.** Schematic potential-energy surface of the cyclic- $N_3 + O_2$  reaction at the B3LYP/6-311++G(d,p) level (in parentheses) and the normal values and the italic values are the relative energies calculated at CCSD(T)/aug-cc-pVTZ//B3LYP/6-311++G(d,p)+ZPVE and G3B3//B3LYP/6-311++G(d,p).



**Figure 3.** B3LYP/6-311++G(d,p)-optimized geometries for crucial reactant, isomers, transition states, and product in cyclic- $N_3 + H_2O$  reaction. Bond lengths are in angstroms and angles in degrees.

As can be seen from Figure 2, the O atom attacks the N atom of the cyclic- $N_3$  radical above the plane and forms a radical-molecule complex **1** (-0.4, -0.6 kcal/mol). The normal and italic values in parentheses are the relative energies calculated at the CCSD(T)/B3LYP and G3//B3LYP levels, respectively. Starting from **1**, three entrance channels have been located. Two of them are to form the addition isomers **2** and **3**, which are syn-trans isomerism, and another process is insertion of N atom to form isomer **4**. The barriers of conversion to **2** and **3** are 3.5 (9.5) kcal/mol and 7.3 (11.4) kcal/mol at the CCSD(T)/B3LYP (G3//B3LYP) levels. However the insertion process leading to the isomer **4** via **TS1/4** is kinetically much less competitive. The barrier for the conversion between isomers **2** and **3** is 4.2

(3.3) kcal/mol, so they may be concomitant. Subsequently, two transition states are located for isomer **2**. One is conversion to form a four-membered ring isomer **6** via **TS2/6**. The other conversion is N-N rupture with a barrier of 7.6 (7.7) kcal/mol to form complex **5**, which can be converted favorably to  $P_1N_2 + NO + {}^3O$  (-59.8, -59.0) via **TS5/P1** (-44.6, -49.1). Formation of low-lying  $P_2 N_2 + N_2O$  via **TS6/P2** is kinetically much less feasible. Further, we calculated the rate constants with the energies of CCSD(T) at 600 and 1000 K, and the pressures have been set at 760 Torr. It was found that the corresponding rate constants are rather low as  $3.476 \times 10^{-18}$  and  $3.685 \times 10^{-16} \text{ cm}^3 \text{ molecule}^{-1} \text{ s}^{-1}$ . The above CCSD(T) results indicate that the reaction of cyclic- $N_3$  radical with  $O_2$  is



**TABLE 2: Relative Energies (kcal/mol) of the Reactants, Isomers, Transition States, and Products, and the  $\|I_r\|$  Diagnostics for the Cyclic- $N_3 + H_2O$  Reaction**

species	B3LYP/ 6-311++G(d,p)	G3B3	CCSD(T)/aug-cc- pVTZ+ZPVE	$\ I_r\ $
R cyclic- $N_3 + H_2O$	0.0	0.0	0	
1	-1.8	-1.6	-1.4	0.016
2	33.1	33.6	34.2	0.015
3	31.2			
4	24.0	31.5	31.9	
5	-12.9	-2.2	-1.0	
6	15.5			
7	32.3			
8	-17.9			
9	-13.6			
TS1/2	33.2	33.7	34.1	0.024
TS1/3	64.1	79.2	76.6	
TS2/4	37.0	44.6	44.0	
TS4/5	43.0	46.7	47.5	
TS4/6	49.1			
TS4/7	60.4			
TS5/8	12.9			
TS5/P <sub>2</sub>	0.9	13.4	14.9	
TS7/9	38.7			
P <sub>1</sub> cyclic- $N_3H + OH$	36.0	36.2	35.7	
P <sub>2</sub> $HN_3 + OH$	-9.5			

quite slow even at high temperatures, well indicative of its stability. For the relative energies of CCSD(T)//B3LYP and G3//B3LYP, significant deviations (around or larger than 4.0 kcal/mol) can be found for the species **5**, **TS1/2**, **TS1/3**, **TS5/P<sub>1</sub>**, and especially for **TS1/2**, the deviation is up to 6.0 kcal/mol. **TS1/2** describes the association of the radical cyclic- $N_3$  and the other radical  $O_2$ , and this process may be influenced by the spin contamination. The spin contamination  $\langle S^2 \rangle$  of **TS1/2** at the MP2G3large level in the G3B3 calculations is as large as 1.77, much larger than the standard value 0.75.

As a result, the most feasible channel on the  $[N_3O_2]$  PES can be written as **R** cyclic- $N_3 + O_2 \rightarrow 1 \rightarrow 2 \rightarrow 5 \rightarrow P_1 N_2 + NO + {}^3O$ , and **R** cyclic- $N_3 + O_2 \rightarrow 1 \rightarrow 3 \rightarrow 2 \rightarrow 5 \rightarrow P_1 N_2 + NO + {}^3O$ , and they are competitive. So, on the PES, the cyclic- $N_3$

+  $O_2$  reaction leads to  $NO$ ,  ${}^3O$ , and  $N_2$ . The barrier of the determined process in this reaction is 11.8 (11.0) kcal/mol.

**3.2. Reaction of Cyclic- $N_3 + H_2O$ .** The structures of some crucial isomers and transition states are shown in Figure 3. The energies of the reactant, products, all isomers and transition states of cyclic- $N_3 + H_2O$  reaction are shown in Table 2. The schematic profiles of the potential energy surfaces (PESs) are depicted as shown in Figure 4. The energy of reactant **R** cyclic- $N_3 + H_2O$  is set at zero for reference.

Three types of attack reactions are identified as follows:

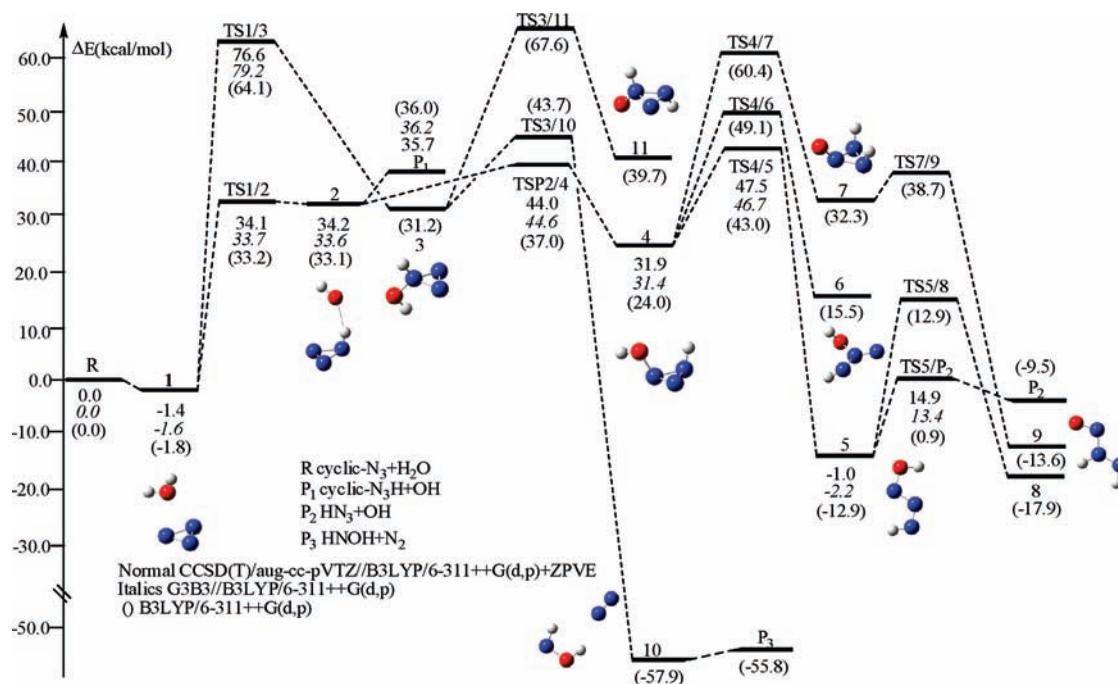
**Path 1:** H-abstraction: **R** cyclic- $N_3 + H_2O \rightarrow 1 \rightarrow 2 \rightarrow P_1$  cyclic- $N_3H + OH$ .

**Path 2:** addition-elimination: **R** cyclic- $N_3 + H_2O \rightarrow 1 \rightarrow 2 \rightarrow 4 \rightarrow 5 \rightarrow P_2 HN_3 + OH$ .

**Path 3:** insertion-elimination: **R** cyclic- $N_3 + H_2O \rightarrow 1 \rightarrow 3$ .

**1** is a weakly bound radical-molecule complex  $H_2O \cdots$  cyclic- $N_3$  that lies just -1.4 (-1.6) kcal/mol below the reactant **R** (0.0, 0.0). **2** (34.2, 33.6 kcal/mol) is also a radical-molecule complex  $HO \cdots$  cyclic- $N_3H$ .<sup>32</sup> The rate-determining barriers for the three respective processes are 35.7 (36.2) kcal/mol, which is the direct energy difference between **P<sub>1</sub>** and **R** in **Path 1**; 47.5 (46.7) kcal/mol via **TS4/5** in **Path 2**; and 76.6 (79.2) kcal/mol via **TS1/3** in **Path 3**. Clearly, we can find that the H-abstraction **Path 1** is kinetically the most competitive. It is worthy of note that if there is good cage effect, the departed fragments cyclic- $N_3H$  and  $OH$  might recombination again to give the complex **1**.

So for all three channels, the barrier is too high to allow the reaction to take place at normal temperatures. Therefore, we could say that cyclic- $N_3$  is chemically inert toward  $H_2O$ . The fact that cyclic- $N_3$  is more reactive toward  $O_2$  than  $H_2O$  is understandable since the triplet  $O_2$  possesses both two radical sites and unsaturated  $\pi$ -bonds. The result of cyclic- $N_3 + H_2O$  indicates that cyclic- $N_3$  is a weak atom-abstractor. So, we can infer that cyclic- $N_3$  might also be unreactive toward various closed-shell stable hydrides such as  $CH_4$ ,  $NH_3$ ,  $HF$ , etc. Surely, for the cyclic- $N_3$  radical, reactions with reactive transient radicals



**Figure 4.** Schematic potential-energy surface of the cyclic- $N_3 + H_2O$  reaction at the B3LYP/6-311++G(d,p) level (in parentheses) and the normal values and the italic values are the relative energies calculated at CCSD(T)/aug-cc-pVTZ//B3LYP/6-311++G(d,p)+ZPVE and G3B3//B3LYP/6-311++G(d,p) levels, respectively.

as well as with itself (i.e., self-recombination) could be much faster. Certain refined conditions such as controllable temperature<sup>33</sup> and high dilution<sup>34</sup> would further suppress such radical–radical processes. Then, under these circumstances, we can say that the cyclic-N<sub>3</sub> radical can be stable in a moist environment and is even difficult to be oxidized by oxygen at relative low temperatures. We have been thinking of the ways to kinetically stabilize the cyclic-N<sub>3</sub> radical. When the cyclic-N<sub>3</sub> is directed for the potential use in assembly, the knowledge of its chemical reactivity toward various important environmental gases is thus very desirable and important. Our work represents the first attempt to study the interactions of cyclic-N<sub>3</sub> with relatively stable molecules.

**3.3. Test Calculations.** We are aware that during the cyclic-N<sub>3</sub> + O<sub>2</sub> reaction, the doublet radical (cyclic-N<sub>3</sub>) interacts with the triplet biradical (O<sub>2</sub>) to form the new doublet radical species ([N<sub>3</sub>O<sub>2</sub>]). So, we calculated the multiconfigurational nature of various intermediate species, as characterized by the T1 Diagnostics.<sup>35,36</sup> A value of  $||t_1||$  higher than 0.02 indicates that the degree of multireference character is large enough to cast serious doubt on the reliability of single reference correlation treatments. As shown in Table 1, the six  $||t_1||$  values in the CCSD(T) treatment with the aug-cc-pVTZ basis set are 0.018, 0.034, 0.043, 0.037, 0.032, and 0.032 for **1**, **2**, **5**, **TS1/2**, **TS2/5**, and **TS5/P<sub>1</sub>**, respectively. Clearly, except for complex **1**, the cyclic-N<sub>3</sub> + O<sub>2</sub> reaction has a noticeable multireference effect. On the other hand, the calculated values of  $||t_1||$  (see Table 2) of the species **1**, **2**, and **TS1/2** of the cyclic-N<sub>3</sub> + H<sub>2</sub>O reaction are 0.016, 0.015, and 0.024, respectively. Clearly, the cyclic-N<sub>3</sub> + H<sub>2</sub>O reaction is subject to less multireference effect than cyclic-N<sub>3</sub> + O<sub>2</sub>.<sup>37</sup> Considering the large total barrier in cyclic-N<sub>3</sub> + O<sub>2</sub> and cyclic-N<sub>3</sub> + H<sub>2</sub>O reactions, we expect that the multiconfigurational effect would not change our basic conclusions.

#### 4. Conclusion

To sum up, we computationally showed that the reactions cyclic-N<sub>3</sub> + O<sub>2</sub> and cyclic-N<sub>3</sub> + H<sub>2</sub>O proceed via considerable barriers. Detailed potential energy surfaces are established at the CCSD(T)/B3LYP and G3//B3LYP level. The results are summarized as follows:

(1) For the reaction cyclic-N<sub>3</sub> + O<sub>2</sub>, the most feasible channel can be written as **R** cyclic-N<sub>3</sub> + O<sub>2</sub> → **1** → **2** → **5** → **P<sub>1</sub>** N<sub>2</sub> + NO + <sup>3</sup>O, and **R** cyclic-N<sub>3</sub> + O<sub>2</sub> → **1** → **3** → **2** → **5** → **P<sub>1</sub>** N<sub>2</sub> + NO + <sup>3</sup>O, and they are competitive. So the cyclic-N<sub>3</sub> + O<sub>2</sub> reaction leads to N<sub>2</sub>, NO, and <sup>3</sup>O. This reaction proceeds via an addition–elimination mechanism. Owing that the barrier of the determined process in this reaction is 11.8 (11.0) kcal/mol, we consider that the cyclic-N<sub>3</sub> radical is stable against oxygen.

(2) For the reaction cyclic-N<sub>3</sub> + H<sub>2</sub>O, the pathways can be deduced as **R** cyclic-N<sub>3</sub> + H<sub>2</sub>O → **1** → **2** → **P<sub>1</sub>** cyclic-N<sub>3</sub>H + OH. This reaction proceeds via a hydrogen abstraction mechanism with the rather high barrier of 35.7 (36.2) kcal/mol. This indicates that cyclic-N<sub>3</sub> is chemically inert toward H<sub>2</sub>O.

The present results improve our understanding on the reactivity of the cyclic-N<sub>3</sub> radical. Future laboratory investigations on the cyclic-N<sub>3</sub> radical chemistry are expected.

**Acknowledgment.** This work is supported by the National Natural Science Foundation of China (No. 20103003, 20573046, 20773054), Doctor Foundation by the Ministry of Education (20070183028), Excellent Young Teacher Foundation of Ministry of Education of China, Excellent Young People Foundation of Jilin Province (20050103), and Program for New Century Excellent Talents in University (NCET). We are greatly thankful for the invaluable comments and suggestions from the reviewers.

**Supporting Information Available:** Total (atomic units) energies of the reactants, isomers, transition states, and products have been shown. This material is available free of charge via the Internet at <http://pubs.acs.org>.

#### References and Notes

- Huber, H.; Ha, T. K.; Nguyen, M. T. *J. MolStruct. (THEOCHEM)* **1983**, *105*, 351.
- Gagliardi, L.; Orlandi, G. *J. Chem. Phys.* **2001**, *114*, 10733.
- Vij, A.; Wilson, W. W.; Vij, V.; Tham, T. S.; Sheehy, J. A.; K. O. Christe, K. O. *J. Am. Chem. Soc.* **2001**, *123*, 6308.
- Christe, K. O.; Wilson, W. W.; Sheehy, J. A.; Boatz, J. A. *Angew. Chem., Int. Ed.* **1999**, *38*, 2004.
- Vij, A.; Wilson, W. W.; Vij, V.; Tham, F. S.; Sheehy, J. A.; Christe, K. O. *J. Am. Chem. Soc.* **2001**, *123*, 6308.
- Vij, A.; Pavlovich, J. G.; Wilson, W. W.; Vij, V.; Christe, K. O. *Angew. Chem., Int. Ed.* **2002**, *41*, 3051.
- Cacace, F.; Petris, G.; Troiani, A. *Science* **2002**, *295*, 480.
- Nguyen, M. T.; Nguyen, T. L.; Mebel, A. M.; Flammang, R. J. *Phys. Chem. A* **2003**, *107*, 5452.
- Rennie, E. E.; Mayer, P. M. *J. Chem. Phys.* **2004**, *120*, 10561.
- Barber, J.; Hof, D. E.; Meserole, C. A.; Funk, D. J. *J. Phys. Chem. A* **2006**, *110*, 3853.
- Hansen, N.; Wodtke, A. M. *J. Phys. Chem. A* **2003**, *107*, 10608.
- Hansen, N.; Wodtke, A. M.; Goncher, S. J.; Robinson, J. C.; Sveum, N. E.; Neumark, D. M. *J. Chem. Phys.* **2005**, *123*, 104305.
- Samartzisa, P. C.; Lin, L. L.; Ching, T. T.; Chaudhuri, C.; Lee, Y. T.; Lee, S. H.; Wodtke, A. M. *J. Chem. Phys.* **2005**, *123*, 051101.
- Samartzis, P. C.; Wodtke, A. M. *Phys. Chem. Chem. Phys.* **2007**, *9*, 3054.
- Larson, C.; Ji, Y. Y.; Samartzis, P. C.; Quinto-Hernandez, A.; Lin, J. J.; Ching, T. T.; Chaudhuri, C.; Lee, S. H.; Wodtke, A. M. *J. Phys. Chem. A* **2008**, *112*, 1105.
- Thrush, B. A. *Proc. R. Soc. London Ser. A: Math. Phys. Sci.* **1956**, *235*, 143.
- Brazier, C. R.; Bernath, P. F.; Burkholder, J. B.; Howard, C. J. *J. Chem. Phys.* **1988**, *89*, 1762.
- Byun, Y. G.; Saebo, S.; Pittman, C. U. *J. Am. Chem. Soc.* **1991**, *113*, 3689.
- Dyke, J. M.; Jonathan, N. B. H.; Lewis, A. E. *Morris, Mol. Phys.* **1982**, *47*, 1231.
- Douglas, A. E.; Jones, W. J. *Can. J. Phys.* **1965**, *43*, 2216.
- Continetti, R. E.; Cyr, D. R.; Osborn, D. L.; Leahy, D. J.; Neumark, D. M. *J. Chem. Phys.* **1993**, *99*, 2616.
- Continetti, R. E.; Cyr, D. R.; Metz, R. B.; Neumark, D. M. *Chem. Phys. Lett.* **1991**, *182*, 406.
- Jamieson, C. S.; Kaiser, R. I. *Chem. Phys. Lett.* **2007**, *440*, 98.
- Hewett, K. B.; Setser, D. W. *J. Phys. Chem. A* **1998**, *102*, 6274.
- Ruiz, G. T.; Juliarena, M. P.; Wolcan, E.; Ferraudi, G. *Inorg. Chim. Acta* **2007**, *360*, 3681.
- Wasilewski, J. *J. Chem. Phys.* **1996**, *105*, 10969.
- Martin, J. M. L.; Francois, J. P.; Gijbels, R. *J. Chem. Phys.* **1990**, *93*, 4485.
- Bittererová, M.; Östmark, H.; Brinck, T. *J. Chem. Phys.* **2002**, *116*, 9740.
- Zhang, P.; Morokuma, K.; Wodtke, A. M. *J. Chem. Phys.* **2005**, *122*, 014106.
- Frisch, M. J.; Trucks, G. W.; Schlegel, H. B.; Scuseria, G. E.; Robb, M. A.; Cheeseman, J. R.; Montgomery, J. A., Jr.; Vreven, T.; Kudin, K. N.; Burant, J. C.; Millam, J. M.; Iyengar, S. S.; Tomasi, J.; Barone, V.; Mennucci, B.; Cossi, M.; Scalmani, G.; Rega, N.; Petersson, G. A.; Nakatsuji, H.; Hada, M.; Ehara, M.; Toyota, K.; Fukuda, R.; Hasegawa, J.; Ishida, M.; Nakajima, T.; Honda, Y.; Kitao, O.; Nakai, H.; Klene, M.; Li, X.; Knox, J. E.; Hratchian, H. P.; Cross, J. B.; Bakken, V.; Adamo, C.; Jaramillo, J.; Gomperts, R.; Stratmann, R. E.; Yazyev, O.; Austin, A. J.; Cammi, R.; Pomelli, C.; Ochterski, J. W.; Ayala, P. Y.; Morokuma, K.; Voth, G. A.; Salvador, P.; Dannenberg, J. J.; Zakrzewski, V. G.; Dapprich, S.; Daniels, A. D.; Strain, M. C.; Farkas, G.; Malick, D. K.; Rabuck, A. D.; Raghavachari, K.; Foresman, J. B.; Ortiz, J. V.; Cui, Q.; Baboul, A. G.; Clifford, S.; Cioslowski, J.; Stefanov, B. B.; Liu, G.; Liashenko, A.; Piskorz, P.; Komaromi, I.; Martin, R. L.; Fox, D. J.; Keith, T.; Al-Laham, M. A.; Peng, C. Y.; Nanayakkara, A.; Challacombe, M.; Gill, P. M. W.; Johnson, B.; Chen, W.; Wong, M. W.; Gonzalez, C.; Pople, J. A. *Gaussian03*; Gaussian, Inc.: Wallingford, CT, 2004.
- Zhang, S. W.; Truong, T. N. *VKLAB, version 1.0*; University of Utah, 2001.
- We should point out that HO•••cyclic-N<sub>3</sub>H **2** has a small imaginary frequency–53.8 cm<sup>-1</sup> corresponding to the wagging of O–H bond. We attempted to locate a similar structure with all real frequencies, yet failed. Any optimization leads to H<sub>2</sub>O•••cyclic-N<sub>3</sub> **1**. This suggests the rather high kinetic instability of **2** toward conversion to **1**. Luckily, the optimization

difficulty of **2** should not alter our conclusion that the overall H-abstraction barrier is 36.0 (36.2) kcal/mol, which is simply the energy difference between **P**<sub>1</sub> c-N<sub>3</sub>H + OH and **R** cyclic-N<sub>3</sub> + H<sub>2</sub>O.

(33) Barth, F.; Yang, C. O. *Tetrahedron Lett.* **1990**, 31, 1121.

(34) Curran, D. P.; Tamine, J. *J. Org. Chem.* **1991**, 56, 2746.

(35) Lee, T. J.; Rice, J. E.; Scuseria, G. E.; Schaefer, H. F. *Theor. Chim. Acta* **1989**, 75, 81.

(36) Lee, T. J.; Taylor, P. R. *Quantum Chem* **1989**, 23, 199.

(37) The present 2[N<sub>3</sub>,O<sub>2</sub>] open-shell system is obviously too large for multireference calculations with complete valence active spaces (i.e.,

27 valence electrons). We performed a tentative CASSCF(11,11) calculation including 11 valence electrons (i.e., 6 O–O  $\pi$  electrons, 4 N–N  $\sigma$  electrons, and 1 unpaired electron of N). For the isomer **2** and rate-determining step **TS2/5**, the weights of single reference configuration are 84.7% and 84.9%, respectively. This indicates that though there exists a certain multiconfigurational effect, the single reference configuration still plays a leading role.

JP810741V