

Sublimation-Controlled Oxidation of Antimony Trioxide

PHILLIP W. CENTERS

AFWAL/POSL, Aero Propulsion Laboratory, Air Force Wright Aeronautical Laboratories, Wright-Patterson Air Force Base, Ohio 45433-6563

Received February 23, 1987; in revised form May 18, 1987

Previous investigators noted that a mixture of dimorphic Sb_2O_3 oxidizes to orthorhombic Sb_2O_4 more rapidly than each dimorph separately. It was hypothesized that $\text{Sb}_2\text{O}_3(\text{c})$ sublimates to low-energy nucleation sites on $\text{Sb}_2\text{O}_3(\text{o})$ to oxidize. In this study thermodynamic calculations indicated that the driving force for oxidizing a sublimed species is much greater than that for nonsublimed Sb_2O_3 . The hypothesis was validated experimentally using small-particle-size (10–20 μm) Sb_2O_3 to achieve appreciable sublimation rates. It was found that the oxidation rates of both $\text{Sb}_2\text{O}_3(\text{c})$ and $\text{Sb}_2\text{O}_3(\text{o})$ are linearly correlated to the equilibrium sublimation pressure of each dimorph. Also, the apparent activation energy of oxidation was determined to be 42.6–45.9 kcal/mole, approximating the enthalpy of sublimation for Sb_2O_3 (~43–47 kcal/mole). These observations strongly support the hypothesis that Sb_2O_3 oxidation is sublimation controlled. © 1988 Academic Press, Inc.

Introduction

Antimony trioxide forms both cubic and orthorhombic structures. Senarmontite, $\text{Sb}_2\text{O}_3(\text{c})$, is transformed to valentinite, $\text{Sb}_2\text{O}_3(\text{o})$, at about 829 K with a melting point of 929 K. Valentinite is metastable at ambient temperature, and both forms are found naturally. The product of oxidation of each form is orthorhombic Sb_2O_4 under all but the most extreme conditions (1).

Kinetic studies of the oxidation of antimony trioxide have been reported by Gopalakrishnan and Manohar (2, 3), Agrawal *et al.* (4), Cody *et al.* (1), Golunski *et al.* (5), and Trofimov *et al.* (6). Gopalakrishnan and Manohar (2, 3) studied the oxidation kinetics of single and polycrystalline $\text{Sb}_2\text{O}_3(\text{o})$. It was reported that the oxidation to $\text{Sb}_2\text{O}_4(\text{o})$ was topotactic in single-crystal experiments. For polycrystalline $\text{Sb}_2\text{O}_3(\text{o})$, it was

reported that oxidation occurred in reasonable times over the temperature range 743–793 K under 140 Torr O_2 . The apparent activation energy for oxidation was reported to be 41.6 kcal/mole which was attributed to the breakage of selected antimony–oxygen bonds in the valentinite crystal, permitting movement of oxygen atoms from site to site. They concluded that a diffusion process controls the rate of oxidation.

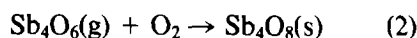
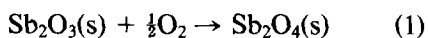
Thermal investigations of each dimorph under air or inert atmosphere (1, 4, 5), employing thermal gravimetric (TG) and differential thermal analytical (DTA) methods, have been reported. An inconsistency was the reporting of a DTA oxidation peak as endothermic (4). This and other observations were fully addressed (1, 5) by proving that finely ground $\text{Sb}_2\text{O}_3(\text{o})$ oxidizes at a lower temperature than does $\text{Sb}_2\text{O}_3(\text{c})$.

$\text{Sb}_2\text{O}_3(\text{o})$ oxidation results in a weight gain of about 1%, while $\text{Sb}_2\text{O}_3(\text{c})$ loses approximately 20 wt% during oxidation. These differences in behavior were attributed to concurrent sublimation and oxidation of $\text{Sb}_2\text{O}_3(\text{c})$, while $\text{Sb}_2\text{O}_3(\text{o})$, with a lower sublimation pressure (7, 8), was thought to oxidize before significant sublimation.

Trofimov *et al.* (6) found in a high-temperature X-ray diffraction study that mixtures of $\text{Sb}_2\text{O}_3(\text{c})$ and $\text{Sb}_2\text{O}_3(\text{o})$ do not oxidize additively. In their work, when finely divided $\text{Sb}_2\text{O}_3(\text{c})$ was oxidized in air, Sb_2O_4 was produced at 733 K. Under similar conditions, $\text{Sb}_2\text{O}_3(\text{o})$ oxidized at 673 K. Mixtures of the dimorphs oxidized at 653 K, with much more rapid oxidation being found at 693 K where in 30–40 min all $\text{Sb}_2\text{O}_3(\text{c})$ was oxidized to $\alpha\text{-Sb}_2\text{O}_4$ with the concentration of $\text{Sb}_2\text{O}_3(\text{o})$ remaining constant until all $\text{Sb}_2\text{O}_3(\text{c})$ was reacted. Those authors hypothesized that $\text{Sb}_2\text{O}_3(\text{o})$ acts as a low-energy nucleation site for the oxidation of sublimed $\text{Sb}_2\text{O}_3(\text{c})$. The low-energy nature of the reaction was attributed to epitaxial formation of $\alpha\text{-Sb}_2\text{O}_4$ on $\text{Sb}_2\text{O}_3(\text{o})$ because $\text{Sb}_2\text{O}_3(\text{o})$ and $\alpha\text{-Sb}_2\text{O}_4$ have nearly identical orthorhombic structures. In another oxidation study, Gopalakrishnan and Manohar (2) described the topotactic growth of $\alpha\text{-Sb}_2\text{O}_4$ on $\text{Sb}_2\text{O}_3(\text{o})$ in detail, supporting the observations of Trofimov *et al.* These observations suggest a hypothesis that sublimation is critical in the oxidation of Sb_2O_3 . To determine the validity of the hypothesis, an isothermal oxidation study of Sb_2O_3 was undertaken.

Theory

Trofimov's hypothesis is supported by calculation of the free energies for oxidation of the sublimed species of Sb_2O_3 , i.e., Sb_4O_6 , as compared with oxidation of solid Sb_2O_3 . The reactions are as follows:



Values of ΔG° , the free energy, may be calculated using the equilibrium constant, K_{eq} . For a reaction at 726 K under 140 Torr O_2 and $\text{Sb}_2\text{O}_3(\text{o})$ sublimation pressure of 0.01648 Torr, ΔG° is -1.2 kcal/mole for Eq. (1) and -17.9 kcal/mole for Eq. (2). Therefore, oxidation is much more favorable for sublimed rather than solid species.

Quite likely, sublimation of Sb_2O_3 controls its rate of oxidation, such as occurs in the oxidation of antimony (9). The rate of sublimation of Sb_2O_3 can be expressed by Langmuir's relationship (10)

$$\dot{m} = P_e \alpha \left(\frac{2\pi RT}{M} \right)^{-1/2} \quad (3)$$

where \dot{m} = rate of sublimation of mass per unit surface area

P_e = equilibrium sublimation pressure

α = accommodation coefficient

M = molecular weight of subliming species

R = gas constant

T = reaction temperature

Thus, if sublimation is rate controlling, the oxidation reaction rate will be proportional to P_e , and since \dot{m} is expressed per unit area, particle size will strongly influence the oxidation rate.

Rutner (11) has shown that \dot{m} can also be expressed similarly to an Arrhenius rate constant relationship as

$$\dot{m} = A e^{-\Delta H_s/RT} \quad (4)$$

where A = a constant and ΔH_s = enthalpy of sublimation. Therefore, if the oxidation reaction rate is equal to \dot{m} , the activation energy for the reaction will be equivalent to ΔH_s .

Experimental

Sb_2O_3 (Alfa, Danvers, MA, 99.999% pure on metal basis) was heat treated in a plati-

num cylinder in a quartz tube under argon to form each dimorph. For $\text{Sb}_2\text{O}_3(\text{c})$ heat treatment was approximately 798–803 K for 1–2 h, and $\text{Sb}_2\text{O}_3(\text{o})$ was prepared by heating to about 898–913 K for similar periods. On removal from the furnace, the tube was air quenched. The purity of each dimorph was determined using a Raman method (1), in which a coherent argon laser (4880 Å) excited the sample (~150 mW incident) mounted in a glass capillary with 90° scattered radiation being detected by a photomultiplier tube. The Raman method is preferred over X-ray diffraction, because it is faster and provides an unambiguous spectrum of each dimorph. Each sample proved to contain the desired pure dimorph, with no trace of contamination.

Because large crystalline samples of $\text{Sb}_2\text{O}_3(\text{o})$ were not significantly oxidized prior to melting in preliminary DTA studies, $\text{Sb}_2\text{O}_3(\text{o})$ was ground and sieved through 20- μm and collected on 10- μm nickel screens (ATM Corp., Milwaukee, WI). $\text{Sb}_2\text{O}_3(\text{c})$ was sieved to the same size.

After sample preparation, each dimorph was oxidized at four temperatures in a closed glassware system modeled after that of Gopalakrishnan and Manohar (3) under 140 Torr O_2 . A new quartz reaction tube was attached to the system prior to each experiment, because it was found that the presence of Sb_2O_4 produced in previous reactions influenced the rate of oxidation of $\text{Sb}_2\text{O}_3(\text{c})$; however, the oxidation rate of $\text{Sb}_2\text{O}_3(\text{o})$ was not similarly affected.

The oxidation procedure consisted of flushing the system three times with oxygen (99.995%), bringing the system to 140 Torr O_2 , equilibrating the reaction tube at the desired temperature (± 1 K), and then dropping the sample from the cold zone into the reaction tube. During the reaction, small amounts of oxygen were periodically added to the system to closely approximate isobaric conditions. O_2 was supplied from a gas buret by which it was possible to mea-

sure oxygen consumption. After completion of the reaction, products were analyzed using the Raman procedure (1).

Results and Discussion

Oxygen consumption as a function of reaction time for the oxidation of $\text{Sb}_2\text{O}_3(\text{o})$ from 729 to 795 K is presented in Fig. 1. For $\text{Sb}_2\text{O}_3(\text{c})$ similar data are given in Fig. 2. The data indicate that $\text{Sb}_2\text{O}_3(\text{c})$ oxidizes at a much higher temperature than $\text{Sb}_2\text{O}_3(\text{o})$ as found by others (1, 5). In contrast to work reported earlier (3), it was also found that the time for the reaction to begin appears to be a function of the time it takes the sample to reach reaction temperature. Oxidation of both $\text{Sb}_2\text{O}_3(\text{o})$ and $\text{Sb}_2\text{O}_3(\text{c})$ appears to be linear over major portions of the reactions; however, some regions appear to suggest parabolic diffusion kinetics.

Theoretical yield for oxidation was not achieved for either dimorph, probably because the reactant becomes covered with

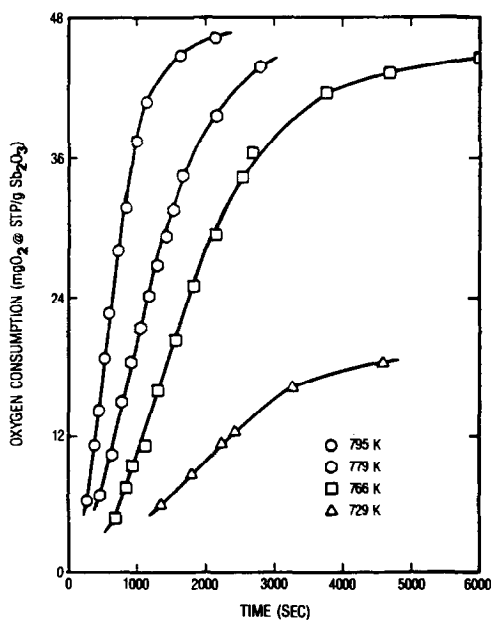


FIG. 1. Isothermal oxidation of $\text{Sb}_2\text{O}_3(\text{o})$.

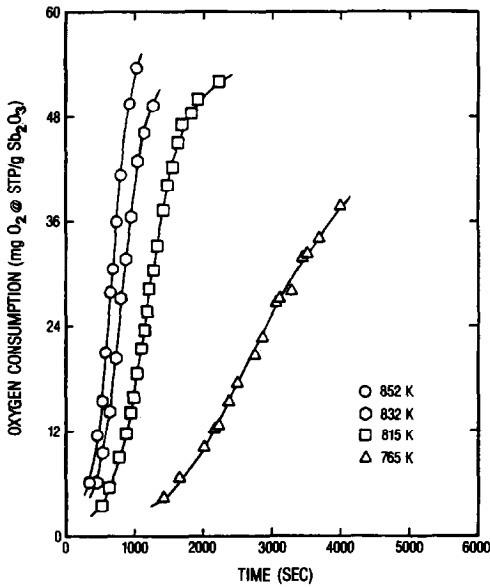


FIG. 2. Isothermal oxidation of $\text{Sb}_2\text{O}_3(\text{c})$.

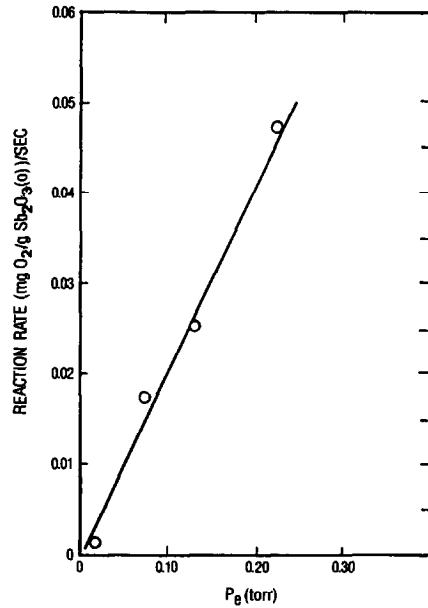


FIG. 3. Oxidation rate of $\text{Sb}_2\text{O}_3(\text{o})$ as a function of equilibrium sublimation pressure.

Sb_2O_4 which progressively retards sublimation. Such a process would be more effective at lower temperatures; in fact, at lower reaction temperatures oxidation appears to terminate at much less than the theoretical limit.

As confirmation that the rate of sublimation of Sb_2O_3 controls the rate of oxidation, rates of reaction are presented in Figs. 3 and 4 as a function of the equilibrium sublimation pressure, employing the Jungermann and Plieth (7) relationships. For $\text{Sb}_2\text{O}_3(\text{c})$ the oxidation temperature of 832 K is 3 K above the $\text{Sb}_2\text{O}_3(\text{c})$ -to- $\text{Sb}_2\text{O}_3(\text{o})$ transition, so the mean of $\text{Sb}_2\text{O}_3(\text{c})$ and $\text{Sb}_2\text{O}_3(\text{o})$ sublimation pressures was employed. The $\text{Sb}_2\text{O}_3(\text{c})$ reaction at a temperature of 852 K is 23 K above the transition temperature; therefore, the sublimation pressure for $\text{Sb}_2\text{O}_3(\text{o})$ was used. Data for each dimorph show a linear relationship between equilibrium sublimation pressure and oxidation rate (correlation coefficient = 0.995) for both $\text{Sb}_2\text{O}_3(\text{c})$ and $\text{Sb}_2\text{O}_3(\text{o})$, as

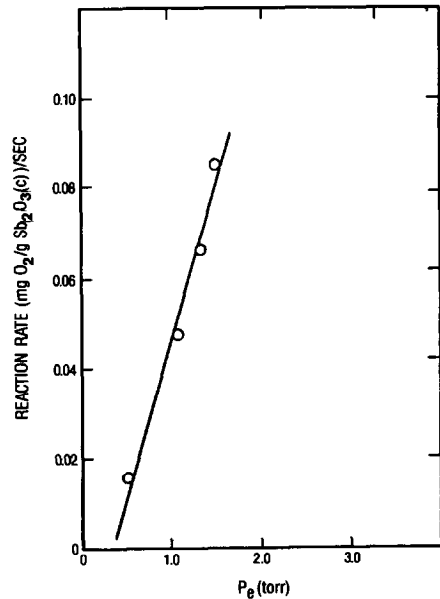


FIG. 4. Oxidation rate of $\text{Sb}_2\text{O}_3(\text{c})$ as a function of equilibrium sublimation pressure.

TABLE I
ACTIVATION ENERGIES (E_a) AND PREEXponential FACTORS (A) FOR THE ISOTHERMAL OXIDATION OF $Sb_2O_3(o)$ AND $Sb_2O_3(c)$

Reactant: % theoretical completion:	$Sb_2O_3(o)$					$Sb_2O_3(c)$				
	10	30	50	65	Mean	10	30	50	65	Mean
E_a (kcal/mole)	43.2	42.2	42.8	42.0	42.6 ± 0.6	43.4	44.3	46.7	49.3	45.9 ± 2.6
A (s^{-1})	3.06×10^9	8.41×10^8	7.89×10^8	3.50×10^8	9.18×10^8	6.09×10^8	6.74×10^8	2.49×10^9	1.08×10^{10}	1.82×10^9

expected if sublimation controls the oxidation rate.

Finally, the apparent Arrhenius activation energy and preexponential factor are as given in Table I. For 50% theoretical oxidation, Arrhenius plots are shown in Fig. 5. As predicted, the calculated oxidation activation energies over 10–65% reaction completion of 42.6–45.9 kcal/mole are quite close to the enthalpy of sublimation of the Sb_2O_3 dimorphs reported variously as 43–44 kcal/mole (7) and 44.1–47.3 kcal/mole (8). They are slightly higher than the activation energy of 41.6 kcal/mole reported in a previous oxidation study of $Sb_2O_3(o)$ (3). The similarity between the activation energy of oxidation and enthalpy of

sublimation further supports the hypothesis that sublimation controls the oxidation of Sb_2O_3 .

Conclusions

Free energy calculations indicate that the oxidation of Sb_2O_3 would occur more favorably for the sublimed species rather than for solid Sb_2O_3 . Sublimation was shown to be rate controlling for Sb_2O_3 oxidation by linear correlations of the oxidation rate of each dimorph with its respective equilibrium sublimation pressure and comparison of the activation energy of oxidation with the enthalpy of sublimation. Sublimation of antimony trioxide prior to oxidation aids in rationalizing the data of Trofimov *et al.*, which suggest that sublimed $Sb_2O_3(c)$ oxidizes to α - Sb_2O_4 at an orthorhombic surface site such as $Sb_2O_3(o)$, providing a surface similar to α - Sb_2O_4 .

References

1. C. A. CODY, L. DICARLO, AND R. K. DARLINGTON, Vibrational and thermal study of antimony oxides. *Inorg. Chem.* **18**, 1572 (1979).
2. P. GOPALAKRISHNAN AND H. MANOHAR, Topotaxy in the oxidation of valentinite, Sb_2O_3 , to cervantite, Sb_2O_4 . *Pramana* **3**, 277 (1974).
3. P. GOPALAKRISHNAN AND H. MANOHAR, Topotactic oxidation of valentinite Sb_2O_3 , to cervantite Sb_2O_4 : Kinetics and mechanisms. *Solid State Chem.* **16**, 301 (1976).
4. Y. K. AGRAWAL, A. L. SHASHIMOHAN, AND A. B. BISWAS, Studies on antimony oxides. 1. Thermal analysis of Sb_2O_3 in air, nitrogen and argon. *J. Therm. Anal.* **7**, 635 (1975).

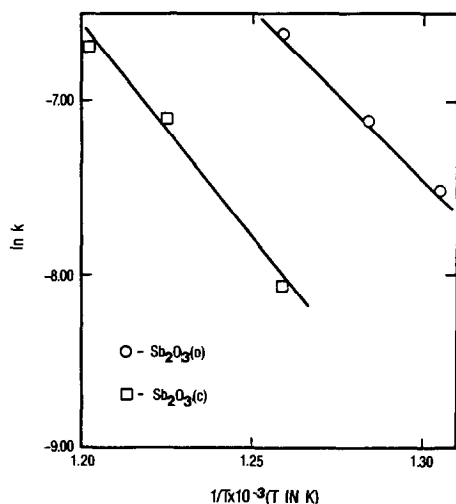


FIG. 5. Arrhenius plot for Sb_2O_3 oxidation at 50% theoretical reaction completion.

5. S. E. GOLUNSKI, T. G. NEVELL, AND M. I. POPE, Thermal stability and phase transitions of the oxides of antimony. *Thermochim. Acta* **51**, 153 (1981).
6. V. G. TROFIMOV, A. I. SHEINKMAN, AND G. V. KLESHEHEV, Oriented crystallization of cervantite on heating Sb_2O_3 . *Izv. Vyssh. Uchebn. Zaved. Fiz.* **3**, 135 (1973).
7. E. JUNGERMANN AND K. PLIETH, Dampfdrucke und Kondensations-geschwindigkeiten der polymorph Arsen- und Antimontrioxide. *Z. Phys. Chem. N.F.* **53**, 215 (1967).
8. W. B. HINKE, The vapor pressure of antimony trioxide. *J. Amer. Chem. Soc.* **52**, 3869 (1930).
9. A. J. ROSENBERG, A. A. MENNA, AND T. P. TURNBULL, Kinetics of the oxidation of antimony. *J. Electrochem. Soc.* **107**, 196 (1960).
10. I. LANGMUIR, The vapor pressure of metallic tungsten. *Phys. Z.* **14**, 1273 (1913).
11. E. RUTNER, in "Condensation and Evaporation of Solids" (E. Rutner, P. Goldfinger, and J. P. Hirth, Eds.), p. 149, Gordon Breach, New York (1964).