

## On the Possible Electronic Instability of the Monophosphate Tungsten Bronze $(\text{WO}_3)_4(\text{PO}_2)_4$

ENRIC CANADELL

*Laboratoire de Chimie Théorique, Université de Paris-Sud,  
91405 Orsay, France*

AND MYUNG-HWAN WHANGBO

*Department of Chemistry, North Carolina State University,  
Raleigh, North Carolina 27695-8204*

Received December 5, 1989; in revised form January 26, 1990

The electronic structure of the monophosphate tungsten bronze  $(\text{WO}_3)_4(\text{PO}_2)_4$  was examined by performing tight-binding band calculations. Our study suggests that the  $\text{W}_2\text{O}_{10}$  chains of  $(\text{WO}_3)_4(\text{PO}_2)_4$  have both localized and delocalized electrons, and the latter may cause an electronic instability such as a charge density wave. © 1990 Academic Press, Inc.

The monophosphate tungsten bronze (MPTB) series (1)  $(\text{WO}_3)_{2m}(\text{PO}_2)_4$  with  $m > 2$  contain perovskite-type layers of  $\text{WO}_6$  octahedra, and these layers are interlinked by  $\text{PO}_4$  tetrahedra. Band electronic structure studies (2) on the MPTB phases show that these oxides have both one-dimensional (1D) and two-dimensional (2D) metallic bands, and that the Fermi surfaces of the 2D metallic bands are nested. Consequently, these MPTB phases are expected to exhibit electronic instabilities. In fact the fourth ( $m = 4$ ) and sixth ( $m = 6$ ) members of the MPTB series show anomalies in their electrical resistivities (2). Recently, the second ( $m = 2$ ) member of the MPTB series, i.e.,  $(\text{WO}_3)_4(\text{PO}_2)_4$  (or  $\text{WPO}_5$  in short) has been reported (3). Unlike the higher members of the MPTB series, the second

member does not contain perovskite-type layers but zigzag  $\text{W}_2\text{O}_{10}$  chains made up of corner-sharing  $\text{WO}_6$  octahedra. Consequently, the electronic properties of  $(\text{WO}_3)_4(\text{PO}_2)_4$  are anticipated to differ from those of other MPTB phases. The present note reports some essential aspects of the electronic structure of  $(\text{WO}_3)_4(\text{PO}_2)_4$ , which we obtain by performing tight-binding band calculations (4) based upon the extended Hückel method (5). The atomic parameters employed in the present study were taken from our previous work (6).

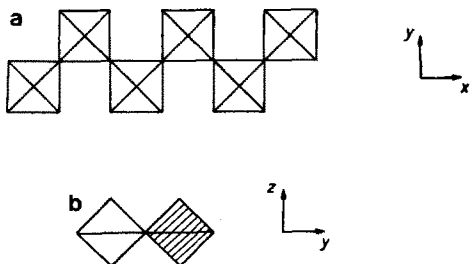
In discussing the electronic structure of  $(\text{WO}_3)_4(\text{PO}_2)_4$ , it is necessary to describe its crystal structure. A perspective view of an ideal  $\text{WO}_6$  octahedron is shown in scheme 1a. If a projection view of scheme 1a along the axial W-O bond is represented by



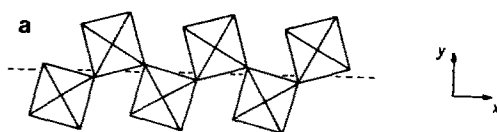
SCHEME 1

scheme **1b**, a zigzag  $W_2O_{10}$  chain made up of corner-sharing  $WO_6$  octahedra can be shown as scheme **2a**. Representation of scheme **2a** is further simplified by its projection view along the chain direction (scheme **2b**). In  $(WO_3)_4(PO_2)_4$ , the  $W_2O_{10}$  chains are distorted as depicted by scheme **3a**, so that its projection view along the chain may be given by scheme **3b**. As shown in scheme **4**, these distorted  $W_2O_{10}$  chains are linked by  $PO_4$  tetrahedra (shown by solid triangles) in  $(WO_3)_4(PO_2)_4$ . Every  $PO_4$  tetrahedron shares all its four oxygen atoms with the  $W_2O_{10}$  chains, and the latter are isolated from one another so that the electronic properties of  $(WO_3)_4(PO_2)_4$  are expected to be 1D.

Figure 1 shows the dispersion relations of the  $t_{2g}$ -block bands calculated for a single  $W_2O_{10}$  chain found in  $(WO_3)_4(PO_2)_4$ . This band structure is essentially identical with that of the zigzag  $Mo_2O_{10}$  chain studied in connection with the electronic structure of lithium molybdenum purple bronze  $Li_{10.9}Mo_6O_{17}$  (7). The dispersive bands *a*, *b* are mainly constructed from the  $\delta$ -orbital (i.e.,  $x^2 - y^2$  orbital in scheme 5) of each

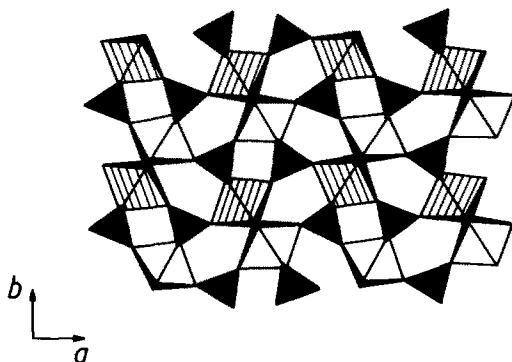


SCHEME 2



SCHEME 3

$WO_6$  octahedron, and the flat bands *c*–*f* from the  $\pi$ -orbitals (i.e.,  $xz$  and  $yz$  orbitals of scheme 5). A detailed orbital interaction analysis has shown (7) that the flat bands *c*, *d* should lie in the middle of the dispersive band *a*. Likewise, the flat bands *e*, *f* should lie in the middle of the dispersive band *b*. With the oxidation states of  $O^{2-}$  and  $P^{5+}$ , the  $d$ -electron count on W is  $d^1$  in  $(WO_3)_4(PO_2)_4$ . Namely, there are two electrons to fill the  $t_{2g}$ -block bands of Fig. 1 (two W atoms per unit cell in the  $W_2O_{10}$  chain). Therefore the dispersive band *a* is nearly half-filled, and the nearly degenerate bands *c*, *d* are quarter-filled as a whole. In simple chemical terms, this implies that two  $\delta$ -orbitals of a unit cell accommodate one electron, and so do four  $\pi$ -orbitals of a unit cell.



SCHEME 4

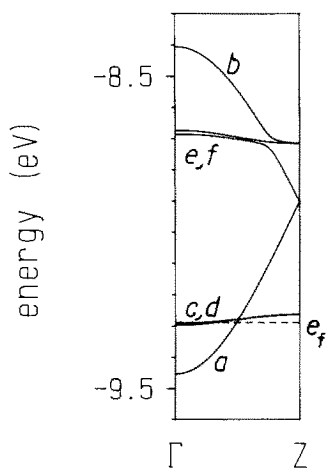


FIG. 1. Dispersion relations of the  $t_{2g}$ -block bands calculated for  $W_2O_{10}$  chain of  $(WO_3)_4(PO_2)_4$ , where the dashed line refers to the Fermi level.  $\Gamma = 0$ ;  $Z = c^*/2$ .

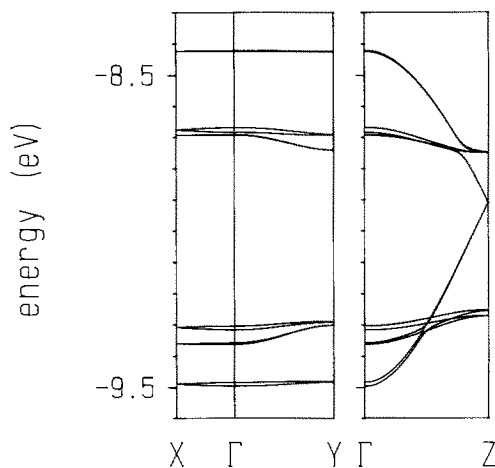


FIG. 2. Dispersion relations of the  $t_{2g}$ -block bands calculated for the three-dimensional lattice of  $(WO_3)_4(PO_2)_4$ .  $\Gamma = (0, 0, 0)$ ;  $X = (a^*/2, 0, 0)$ ;  $Y = (0, b^*/2, 0)$ ;  $Z = (0, 0, c^*/2)$ .

Since bands  $c$ ,  $d$  are extremely narrow, electrons in these bands are most likely to be localized (8). On the other hand, band  $a$  is quite dispersive so that electrons in this band are expected to be delocalized. Thus the  $W_2O_{10}$  chain would have both localized and delocalized electrons. This observation remains valid for the three-dimensional lattice of  $(WO_3)_4(PO_2)_4$ . Figure 2 shows the dispersion relations of the  $t_{2g}$ -block bands calculated for  $(WO_3)_4(PO_2)_4$ . Except for the doubling of each band level, which reflects the fact that the 3D lattice of  $(WO_3)_4(PO_2)_4$  has two  $W_2O_{10}$  chains per unit cell, the band electronic structure of  $(WO_3)_4(PO_2)_4$  is essentially identical with that of the  $W_2O_{10}$  chain. As a result,  $(WO_3)_4(PO_2)_4$  is expected to be metallic and possess magnetic proper-

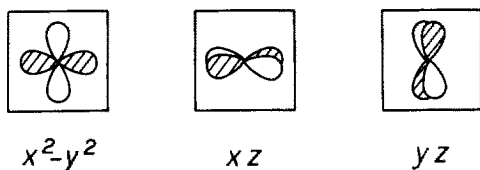
ties associated with localized electrons. In addition, the 1D metallic band (i.e., band  $a$ ) may lead to an electronic instability such as a charge density wave (9). Therefore, it would be of interest to measure the physical properties of  $(WO_3)_4(PO_2)_4$ .

### Acknowledgment

This work was supported by the U.S. Department of Energy, Office of Basic Energy Sciences, Division of Materials Sciences, under Grant DE-FG05-86ER45259.

### References

- (a) B. RAVEAU, *Proc. Indian Nat. Sci. Acad. A* **52**, 67 (1986). (b) J. P. GIROULT, M. GOREAUD, P. LABBÉ, AND B. RAVEAU, *Acta Crystallogr. Sect. B* **37**, 2139 (1981). (c) P. LABBÉ, M. GOREAUD, AND B. RAVEAU, *J. Solid State Chem.* **61**, 324 (1986). (d) A. BENMOUSSA, P. LABBÉ, D. GROULT, AND B. RAVEAU, *J. Solid State Chem.* **44**, 318 (1982). (e) B. DOMENGÈS, F. STUDER, AND B. RAVEAU, *Mater. Res. Bull.* **18**, 669 (1983). (f) B. DOMENGÈS, M. HERVIEU, B. RAVEAU, AND R. J. D. TILLEY, *J. Solid State Chem.* **54**, 10 (1984).
- (a) E. WANG, M. GREENBLATT, I. E.-I. RACHIDI,



SCHEME 5

- E. CANADELL, M.-H. WHANGBO, AND S. VADLAMANNATI, *Phys. Rev. B* **39**, 12,969 (1989). (b) E. WANG, M. GREENBLATT, I. E.-I. RACHIDI, E. CANADELL, AND M.-H. WHANGBO, *J. Solid State Chem.* **81**, 173 (1989).
3. S. L. WANG, C. C. WANG, AND K. H. LIU, *J. Solid State Chem.* **82**, 298 (1989).
  4. M.-H. WHANGBO AND R. HOFFMANN, *J. Amer. Chem. Soc.* **100**, 6093 (1978).
  5. R. HOFFMANN, *J. Chem. Phys.* **39**, 1397 (1963). A modified Wolfsberg-Helmholz formula was used to calculate the off-diagonal  $H_{ij}$  values. See J. H. AMMETER, H.-B. BÜRGI, J. THIBEAULT, AND R. HOFFMANN, *J. Amer. Chem. Soc.* **100**, 3686 (1978).
  6. E. WANG, M. GREENBLATT, I. E.-I. RACHIDI, E. CANADELL, AND M.-H. WHANGBO, *Inorg. Chem.* **28**, 2451 (1989).
  7. M.-H. WHANGBO AND E. CANADELL, *J. Amer. Chem. Soc.* **110**, 358 (1988).
  8. (a) M.-H. WHANGBO, *Acc. Chem. Res.* **16**, 95 (1983). (b) M.-H. WHANGBO, *J. Chem. Phys.* **70**, 4963 (1979). (c) B. H. BRANDOW, *Adv. Phys.* **26**, 651 (1977).
  9. (a) M.-H. WHANGBO AND E. CANADELL, *Acc. Chem. Res.* **22**, 375 (1989). (b) M.-H. WHANGBO, "Inorganic Compounds with Unusual Properties" (R. B. King, Ed.), American Chemical Soc., Washington, DC in press. (c) P. MONCEAU, "Electronic Properties of Inorganic Quasi-One-Dimensional Compounds. Part II" (P. Monceau, Ed.), p. 139, Reidel, Dordrecht (1985).