

### 427. Thermochemistry of Organo-boron Compounds. Part I. Esters of Boric Acid.

By T. CHARNLEY, H. A. SKINNER, and N. B. SMITH.

From measurements of the heats of hydrolysis of four alkyl borates, the following values of the heats of formation ( $\Delta H_f^\circ$ ) at 25° are derived: methyl borate  $-224.0 \pm 0.8$ ; ethyl borate  $-251.3 \pm 1.0$ ; *n*-propyl borate  $-272.7 \pm 1.4$ ; *n*-butyl borate  $-291.9 \pm 1.5$  kcal./mole (all values refer to liquid state). The data are used to derive the *mean* bond dissociation energies of the B-O links in the alkyl borates: it is found that  $\bar{D}(\text{B-O})$  in  $\text{R}_3\text{BO}_3 = \bar{D}(\text{RO-H}) + x$  kcal./mole, where  $x = 4.1$  (R = Me), 4.3 (R = Et), 5.0<sub>5</sub> (R = Pr<sup>n</sup>), and 5.5 (R = Bu<sup>n</sup>). The probable value of  $\bar{D}(\text{B-O})$  in alkyl borates lies in the range  $110 \pm 5$  kcal./mole.

THE thermochemistry of the organo-boron compounds has received scant attention. From the thermal standpoint this may have been partly due to the lack (until recently) of a reliable value for the heat of formation ( $\Delta H_f^\circ$ ) of boric oxide. Values reported for the heat of combustion of crystalline boron have ranged from 349 (Roth and Boerger, *Ber.*, 1937, **70**, 48, 971) to 281 kcal./mole (Eggergluess, Monroe, and Parker, *Trans. Faraday Soc.*, 1949, **45**, 661): the diversity reflects the difficulty in preparing boron in a completely pure state. The new measurement of  $\Delta H_f^\circ(\text{B}_2\text{O}_3, \text{cryst.})$  by Prosen and his co-workers at the National Bureau of Standards in Washington makes an ingenious indirect approach to the problem through the heats of hydrolysis and of thermal dissociation of diborane (Prosen, Johnson, and Yenchiu, *Nat. Bur. Stand. Techn. Rept.*, 1948; and personal communication from E. J. Prosen). Their value,  $\Delta H_f^\circ(\text{B}_2\text{O}_3, \text{cryst.}) = -306.04 \pm 0.85$  kcal./mole, has been checked by Stegemann and Nathan by re-investigation of the heat of combustion of elementary boron (Davis, Mason, and Stegemann, *J. Amer. Chem. Soc.*, 1949, **71**, 2775).

The heat of formation of boric oxide is a prerequisite to the interpretation of the heats of combustion of organo-boron compounds, of which only one (trimethylboron) has so far been reported (Long and Norrish, *Phil. Trans.*, 1948, *A*, **241**, 598). It is also required for interpretation of the results recorded in this paper, which deals with the heats of hydrolysis of methyl, ethyl, *n*-propyl, and *n*-butyl borate. These esters are readily hydrolysed to the alkyl alcohol and boric acid. The heats of formation of the alcohols are known from their heats of combustion (Rossini, *J. Res. Nat. Bur. Stand.*, 1934, **13**, 195), and the heat of formation of boric acid (in aqueous solution) from  $\Delta H_f^\circ(\text{B}_2\text{O}_3, \text{cryst.})$ , the heat of solution of  $\text{B}_2\text{O}_3$  in water (Southard, *J. Amer. Chem. Soc.*, 1941, **63**, 3147), and the heats of solution of boric acid (Smisko and Mason, *ibid.*, 1950, **72**, 3679).

#### EXPERIMENTAL

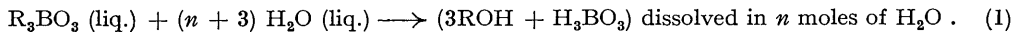
Methyl and ethyl borate were prepared according to Webster and Dennis (*J. Amer. Chem. Soc.*, 1933, **55**, 3233), and *n*-propyl and *n*-butyl borate by Bannister's method (U.S.P. 1,668,797; cf. Johnson and Tompkins, *Org. Synth.*, 1933, **13**, 16). The crude products were carefully fractionated through a gauze-packed column designed by Imperial Chemical Industries Limited, Billingham. The purified samples had b. p.s within a range of 0.1° as follows:  $\text{Me}_3\text{BO}_3$ , 67.8°/742 mm.;  $\text{Et}_3\text{BO}_3$ , 44.5°/45 mm.;  $\text{Pr}_3\text{BO}_3$ , 64.0°/9 mm.;  $\text{Bu}_3\text{BO}_3$ , 105.2°/9 mm. These samples were further distilled *in vacuo*, and collected and sealed in weighed glass phials.

The calorimeter was similar to that described by Pritchard and Skinner (*J.*, 1950, 272). For each experiment, the Dewar vessel was charged with 750 g. of distilled water, and the reactions were carried out by breaking glass phials containing known weights of the alkyl borate under the water surface. A stainless-steel plate, supported inside the Dewar vessel, served as a platform on which the phials could be shattered. The temperature changes were followed in terms of the change in resistance of a thermistor element. The apparatus was calibrated electrically, by passing a measured amount of electrical energy through the calibration heater so as to obtain a similar change in the thermistor resistance to that observed in a typical hydrolysis experiment. The Dewar vessel was immersed in an oil-bath, at 24.50°, in a constant-

temperature room (23.5°). Hydrolyses occurred almost instantaneously in case of methyl and ethyl borates, rapidly with propyl borate, and rather less so with butyl borate.

RESULTS

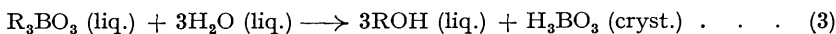
The experimental results are summarised in the tables below. All heat quantities are quoted in units of the thermochemical calorie, defined by 1 thermochemical calorie = 4.1840 abs. joule. The observed heats of reaction,  $\Delta H_{\text{obs.}}$ , refer to the heats of the overall reaction,



$\Delta H_{\text{obs.}}$  may be broken down into two parts, viz.:

$$\Delta H_{\text{obs.}} = \Delta H_{\text{hyd.}} + \Delta H_{\text{soln.}} \quad \dots \quad (2)$$

where  $\Delta H_{\text{hyd.}}$  measures the heat of the standard hydrolysis reaction,



and  $\Delta H_{\text{soln.}}$  measures the net heat of solution of the products of reaction in  $n$  moles of water. Values of  $\Delta H_{\text{soln.}}$  were calculated from the heats of solution of boric acid given by Smisko and Mason (*loc. cit.*) and the heats of solution of alcohols given by Bose (*Z. physikal. Chem.*, 1907, 58, 585); for butyl borate, separate measurements of the heat of solution of butyl alcohol were made to supplement Bose's data. The following *individual* heats of solution were used (*i.e.*,  $\Delta H$  at 24.5°): MeOH = -1.62, EtOH = -2.35, Pr<sup>n</sup>OH = -2.40, Bu<sup>n</sup>OH = -2.27, and H<sub>3</sub>BO<sub>3</sub> = +5.17 kcal./mole; corresponding values of the net heat of solution terms ( $\Delta H_{\text{soln.}}$  in eqn. 2) were: 0.31, -1.88, -2.03, and -1.54 kcal./mole in the hydrolyses of methyl, ethyl, propyl, and butyl borates respectively.

TABLE I.

| R <sub>3</sub> BO <sub>3</sub> (g.) | n (moles) | -ΔH <sub>obs.</sub> (kcal.) | -ΔH <sub>hyd.</sub> (kcal.) | Mean ΔH <sub>hyd.</sub> | R <sub>3</sub> BO <sub>3</sub> (g.) | n (moles) | -ΔH <sub>obs.</sub> (kcal.) | -ΔH <sub>hyd.</sub> (kcal.) | Mean ΔH <sub>hyd.</sub> |
|-------------------------------------|-----------|-----------------------------|-----------------------------|-------------------------|-------------------------------------|-----------|-----------------------------|-----------------------------|-------------------------|
| <i>Methyl borate</i>                |           |                             |                             |                         | <i>n-Propyl borate</i>              |           |                             |                             |                         |
| 3.6876                              | 1171      | 4.30                        | 4.61                        | -4.615<br>±0.05         | 5.5070                              | 1420      | 6.68                        | 4.65                        | -4.60<br>±0.06          |
| 3.7477                              | 1152      | 4.28                        | 4.59                        |                         | 5.3355                              | 1465      | 6.59                        | 4.56                        |                         |
| 3.0818                              | 1402      | 4.31                        | 4.62                        |                         | 6.8904                              | 1134      | 6.66                        | 4.63                        |                         |
| 2.7186                              | 1590      | 4.35                        | 4.66                        |                         | 4.9479                              | 1581      | 6.73                        | 4.70                        |                         |
| 4.1752                              | 1034      | 4.29                        | 4.60                        |                         | 4.7676                              | 1641      | 6.59                        | 4.56                        |                         |
| 3.5605                              | 1213      | 4.30                        | 4.61                        |                         | 7.6518                              | 1021      | 6.55                        | 4.52                        |                         |
| <i>Ethyl borate</i>                 |           |                             |                             |                         | <i>n-Butyl borate</i>               |           |                             |                             |                         |
| 3.2338                              | 1876      | 7.23                        | 5.35                        | 2.0302                  | 4715                                | 6.19      | 4.65                        | -4.66<br>±0.06              |                         |
| 2.2339                              | 2717      | 7.25                        | 5.37                        | 5.1928                  | 1842                                | 6.16      | 4.62                        |                             |                         |
| 2.6510                              | 2289      | 7.22                        | 5.34                        | 5.2796                  | 1811                                | 6.14      | 4.60                        |                             |                         |
| 2.3716                              | 2559      | 7.24                        | 5.36                        | 4.8524                  | 1971                                | 6.22      | 4.68                        |                             |                         |
| 2.6294                              | 2308      | 7.31                        | 5.43                        | 4.4949                  | 2128                                | 6.29      | 4.75                        |                             |                         |
| 1.6160                              | 3757      | 7.33                        | 5.45                        |                         |                                     |           |                             |                             |                         |

TABLE 2. *Heats of formation of alkyl borates.*

| Alkyl borate                            | ΔHf° (liq.) (kcal./mole) | ΔHf° (gas) (kcal./mole)     |
|---|--------------------------|-----------------------------|
| Me <sub>3</sub> BO <sub>3</sub> .....   | -224.0 ± 0.8             | -215.7 <sup>a</sup> (± 1.0) |
| Et <sub>3</sub> BO <sub>3</sub> .....   | -251.3 ± 1.0             | -240.8 <sup>a</sup> (± 1.2) |
| n-Pr <sub>3</sub> BO <sub>3</sub> ..... | -272.7 ± 1.4             | -260.9 <sup>b</sup> (± 2.4) |
| n-Bu <sub>3</sub> BO <sub>3</sub> ..... | -291.9 ± 1.5             | -279.4 <sup>b</sup> (± 2.5) |

<sup>a</sup> Using the values λ<sub>25</sub><sup>25</sup> (Me<sub>3</sub>BO<sub>3</sub>) = 8.3 kcal. and λ<sub>0</sub><sup>25</sup> (Et<sub>3</sub>BO<sub>3</sub>) = 10.5 kcal., based on the vapour-pressure data of Wiberg and Sütterlin (*Z. anorg. Chem.*, 1931, 202, 1). The estimated error in these figures is ±0.2 kcal. <sup>b</sup> Estimated values: λ<sub>0</sub> (Pr<sub>3</sub>BO<sub>3</sub>) = 11.8 kcal.; λ<sub>0</sub> (Bu<sub>3</sub>BO<sub>3</sub>) = 12.5 kcal. The errors in these estimates may be as high as ±1 kcal. The overall probable errors quoted are computed by *addition* of the uncertainties in each of the component data.

The heats of formation given in Table 2 are derived from the thermochemical equation describing the standard hydrolysis reaction (3), *i.e.*,

$$\Delta H_{\text{hyd.}} = 3\Delta H_f^\circ(\text{ROH, liq.}) + \Delta H_f^\circ(\text{H}_3\text{BO}_3, \text{cryst.}) - 3\Delta H_f^\circ(\text{H}_2\text{O, liq.}) - \Delta H_f^\circ(\text{R}_3\text{BO}_3, \text{liq.}) \quad \dots \quad (4)$$

by using the following standard heats of formation (kcal./mole) :

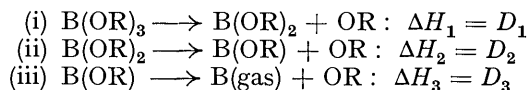
|   |   |
|---|---|
| MeOH (liq.) = - 57.04 ± 0.05;               | EtOH (liq.) = - 66.39 ± 0.10;                             |
| Pr <sup>n</sup> OH (liq.) = - 73.27 ± 0.25; | Bu <sup>n</sup> OH (liq.) = - 79.69 ± 0.30;               |
| H <sub>2</sub> O (liq.) = - 68.317 ± 0.10;  | H <sub>3</sub> BO <sub>3</sub> (cryst.) = - 262.45 ± 0.6. |

#### DISCUSSION

The  $\Delta H_f^\circ$  values of the esters of boric acid are useful for the determination of the strength of the B-O bond. We shall define the quantity  $\bar{D}(\text{B-O})$ , the *mean* bond-dissociation energy, by the equation :

$$\bar{D}(\text{B-O}) = (D_1 + D_2 + D_3)/3 \quad . \quad . \quad . \quad . \quad . \quad (5)$$

where  $D_1$ ,  $D_2$ , and  $D_3$  are the individual bond dissociation energies corresponding to the processes



The sum of the three terms,  $D_1$ ,  $D_2$ , and  $D_3$ , is given by the thermochemical equation

$$(D_1 + D_2 + D_3) = \Delta H_f^\circ(\text{B}, g.) + 3\Delta H_f^\circ(\text{OR}, g.) - \Delta H_f^\circ(\text{R}_3\text{BO}_3, g.) \quad . \quad (6)$$

Of the terms in eqn. (6), the last is given in Table 2, and a value  $\Delta H_f^\circ(\text{B}, g.) = 97.2$  kcal./mole is recommended in the Tables of Selected Values of Chemical Thermodynamic Properties, published by the National Bureau of Standards (Table 58-1, 1949) : the term  $\Delta H_f^\circ(\text{OR}, g.)$  offers some difficulty and can only be estimated approximately at the present time. We can, however, express  $\Delta H_f^\circ(\text{OR}, g.)$  in an alternative manner, in terms of the O-H bond dissociation energies in the alcohols, *viz.* :

$$\Delta H_f^\circ(\text{OR}, g.) = \bar{D}(\text{RO-H}) + \Delta H_f^\circ(\text{ROH}, g.) - \Delta H_f^\circ(\text{H}, g.) \quad . \quad . \quad (7)$$

Combining eqns. (6) and (7), and using the well-established  $\Delta H_f^\circ(\text{H}, g.) = 52.09$  kcal./mole, one obtains

$$(D_1 + D_2 + D_3) = 3\bar{D}(\text{RO-H}) + 3\Delta H_f^\circ(\text{ROH}, g.) - \Delta H_f^\circ(\text{R}_3\text{BO}_3, g.) - 59.07. \quad (8)$$

From eqn. (8), and the  $\Delta H_f^\circ(\text{ROH}, g.)$  values given by Rossini (*loc. cit.*), the following  $\bar{D}$  values in the boric esters are derived :

$$\begin{aligned} \bar{D} \text{ in Me}_3\text{BO}_3 &= D(\text{MeO-H}) + 4.1 \text{ kcal./mole} \\ \bar{D} \text{ in Et}_3\text{BO}_3 &= D(\text{EtO-H}) + 4.3 \text{ kcal./mole} \\ \bar{D} \text{ in Pr}_3\text{BO}_3 &= D(\text{PrO-H}) + 5.05 \text{ kcal./mole} \\ \bar{D} \text{ in Bu}_3\text{BO}_3 &= D(\text{BuO-H}) + 5.5 \text{ kcal./mole} \end{aligned}$$

Values of the O-H bond dissociation energies in the straight-chain alkyl alcohols have not yet been measured experimentally, but in one case (*tert.*-butyl alcohol) Murawski, Roberts, and Szwarc (*J. Chem. Phys.*, 1951, **19**, 698) have derived the value  $D(\text{Bu}^t\text{O-H}) = 106$  kcal./mole. This figure might reasonably be accepted as a rough guide to the order of magnitude of  $D(\text{RO-H})$  in general : it is not incompatible with an indirect evaluation that can be made, following a suggestion by Gray (*Discuss. Faraday Soc.*, 1951, **10**, 310). Gray pointed out that the initial step in the thermal decomposition of alkyl nitrates and nitrites occurs at the O-N bond, giving the radical RO- and the corresponding oxide of nitrogen—NO in nitrites, NO<sub>2</sub> in nitrates—so that it is perhaps permissible to identify the activation energy of the unimolecular thermal decomposition with the heat of fission

of the O-N bond. In this event, the heats of formation of the radicals MeO· and EtO· may be derived from the following experimental data :

- (i)  $\text{EtO}\cdot\text{NO} (\text{g.}) \longrightarrow \text{EtO} + \text{NO}; \quad \Delta H = 37.7 \text{ kcal./mole}^a;$   
 $\Delta H_f^\circ(\text{EtO}\cdot\text{NO}, \text{g.}) = -24.8 \text{ kcal./mole}^b;$   $\Delta H_f^\circ(\text{NO}, \text{g.}) = 21.6 \text{ kcal./mole}^b;$   
 whence  $\Delta H_f^\circ(\text{EtO}) = -8.7 \text{ kcal./mole}.$
- (ii)  $\text{EtO}\cdot\text{NO}_2 (\text{g.}) \longrightarrow \text{EtO} + \text{NO}; \quad \Delta H = 39.5 \text{ kcal./mole}^c;$   
 $\Delta H_f^\circ(\text{EtO}\cdot\text{NO}_2, \text{g.}) = -36.2 \text{ kcal./mole}^b;$   $\Delta H_f^\circ(\text{NO}_2, \text{g.}) = 8.1 \text{ kcal./mole}^b;$   
 whence  $\Delta H_f^\circ(\text{EtO}) = -4.8 \text{ kcal./mole}.$
- (iii)  $\text{MeO}\cdot\text{NO} (\text{g.}) \longrightarrow \text{MeO} + \text{NO}; \quad \Delta H = 36.4 \text{ kcal./mole}^a;$   
 $\Delta H_f^\circ(\text{MeO}\cdot\text{NO}, \text{g.}) = -16.7 \text{ kcal./mole}^c;$   
 whence  $\Delta H_f^\circ(\text{MeO}) = -1.9 \text{ kcal./mole}.$
- (iv)  $\text{MeO}\cdot\text{NO}_2 (\text{g.}) \longrightarrow \text{MeO} + \text{NO}_2; \quad \Delta H = 39.5 \text{ kcal./mole}^c;$   
 $\Delta H_f^\circ(\text{MeO}\cdot\text{NO}_2, \text{g.}) = 29.4 \text{ kcal./mole}^c;$   
 whence  $\Delta H_f^\circ(\text{MeO}) = 2.0 \text{ kcal./mole}.$

<sup>a</sup> Steacie and Shaw, *J. Chem. Phys.*, 1934, **2**, 345. <sup>b</sup> Selected Values of Chemical Thermodynamic Properties. <sup>c</sup> Data quoted by Gray (*loc. cit.*).

The mean values,  $\Delta H_f^\circ(\text{EtO}) = -6.8 \text{ kcal./mole}$  and  $\Delta H_f^\circ(\text{MeO}) = 0.0 \text{ kcal./mole}$ , correspond to the values  $D(\text{EtO-H}) = 101.5 \text{ kcal./mole}$  and  $D(\text{MeO-H}) = 100.1 \text{ kcal./mole}$ . These figures should be accepted with reserve, as both the kinetic and the thermochemical data used in their derivation require confirmation. On the basis of the admittedly inadequate evidence referred to above, we have chosen a value  $D(\text{RO-H}) = 105 \pm 5 \text{ kcal./mole}$ , leading to values of the mean B-O bond dissociation energies in the alkyl borates in the range  $110 \pm 5 \text{ kcal./mole}$ .

The B-O bond is thus one of the strongest bonds formed by the boron atom, as may be seen from Table 3 in which are listed  $\bar{D}$  values of a number of bonds to boron.

TABLE 3. *Mean bond dissociation energies of boron bonds.*

| Molecule                      | $\Delta H_f^\circ$ (gas) | Bond | $\bar{D}$ (kcal./mole) |
|-------------------------------|--------------------------|------|------------------------|
| $\text{BF}_3$ .....           | -267.5                   | B-F  | 140.5                  |
| $\text{R}_3\text{BO}_3$ ..... | Table 2                  | B-O  | $110 \pm 5$            |
| $\text{BCl}_3$ .....          | -96.6                    | B-Cl | 93.6                   |
| $\text{BBr}_3$ .....          | -46.7                    | B-Br | 74.7                   |
| $\text{BMe}_3$ .....          | -27.4                    | B-C  | 73.9                   |

According to Sidgwick ("Chemical Elements and their Compounds," Oxford Univ. Press, Vol. I, 1950) the most stable links of boron are in the order  $\text{B-F} > \text{B-N} > \text{B-O} > \text{B-Cl}$ , but thermochemical evidence is not given to substantiate the statement. The present work justifies Sidgwick's placing B-O between B-F and B-Cl. The position of B-N in the series seems to us anomalous, and thermochemical studies leading to the B-N bond-energy are planned.