

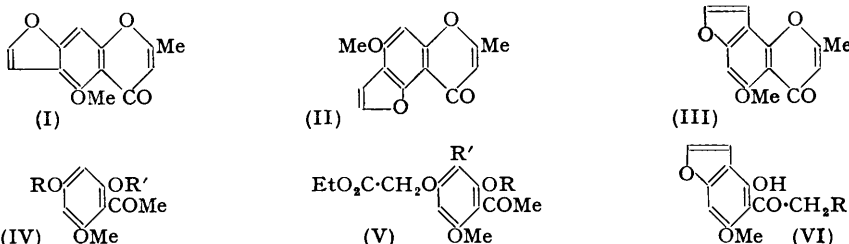
965. *Furano-compounds. Part XII.* Some Analogues of Kellin and Visnagin.*

By G. H. PHILLIPPS, ALEXANDER ROBERTSON, and W. B. WHALLEY.

The second possible angular isomeride of visnagin, *allovismagin* (III), has been obtained from 2:4-dihydroxy-6-methoxyacetophenone by the application of standard methods. The preparation of a series of furanochromones and 4-hydroxyfuranocoumarins, related to kellin and visnagin, from 2:4- and 4:6-diacetylresorcinol is described.

WHEN kellin and related natural furanochromones had been shown to possess valuable coronary vasodilator properties (see, *inter al.*, Anrep, Barsoum, Kenawy, and Misrahy, *Lancet*, 1947, 257, 557), the synthesis of an extensive series of analogous compounds for pharmacological testing was undertaken in these laboratories. A number of these analogues has since been described (Davies and Norris, *J.*, 1950, 3195; Davies and Deegan, *ibid.*, p. 3202; Davies, McCrea, Norris, and Ramage, *ibid.*, p. 3206) and the present memoir deals only with the synthesis of *allovismagin* and furanochromones from 2:4- and 4:6-diacetylresorcinol.

Following the establishment of the structures of visnagin (I) (Späth and Gruber, *Ber.*, 1941, 74, 1492) and of *isovismagin* (II) (Part VIII, *J.*, 1948, 2260) the synthesis of the second angular isomeride (III), which we have named *allovismagin*, was carried out.

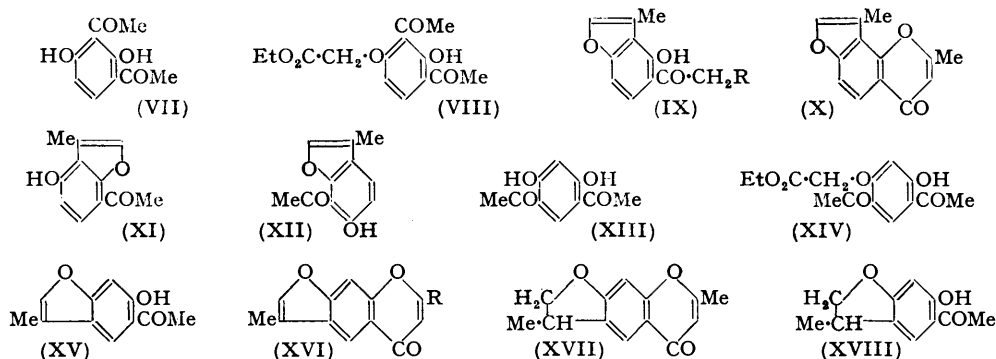


Condensation of 2:4-dihydroxy-6-methoxyacetophenone (IV; R = R' = H) with ethyl bromoacetate in boiling acetone containing potassium carbonate gave ethyl 4-acetyl-3-hydroxy-5-methoxyphenoxyacetate (IV; R = EtO₂C-CH₂, R' = H) which on methylation by the methyl iodide-potassium carbonate method yielded ethyl 4-acetyl-3:5-dimethoxyphenoxyacetate (V; R = Me, R' = H), identical with a specimen prepared by the interaction of 4-hydroxy-2:6-dimethoxyacetophenone (IV; R = H, R' = Me) with ethyl bromoacetate in the usual manner, thus confirming the orientation of (V; R = R' = H). Application of the Gattermann aldehyde synthesis to (V; R = R' = H) gave a mixture of ethyl 4-acetyl-2-formyl-3-hydroxy-5-methoxyphenoxyacetate (V; R = H, R' = CHO) and the corresponding acid, unaccompanied by detectable quantities of the isomeric

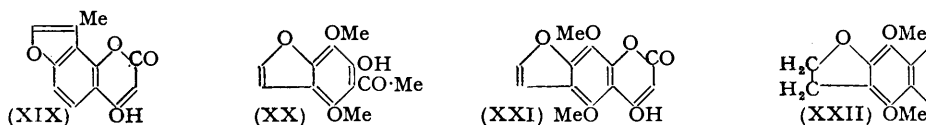
* Part XI, *J.*, 1950, 2381.

6-formyl derivative. The orientation of the phenoxy-ester (V; R = H, R' = CHO) was confirmed by its preparation, although in poor yield, from 3-formyl-2 : 4-dihydroxy-6-methoxyacetophenone and ethyl bromoacetate by the standard procedure. Prepared by the hydrolysis of its ester (V; R = H, R' = CHO), 4-acetyl-2-formyl-3-hydroxy-5-methoxyphenoxyacetic acid was converted into 5-acetyl-4-hydroxy-6-methoxycoumarone (VI; R = H) with boiling acetic anhydride and sodium acetate, and on condensation with ethyl acetate and sodium this coumarone gave the diketone (VI; R = COMe) which, on cyclisation with warm acetic acid containing a little hydrochloric acid, furnished 5-methoxy-2-methylfuran(2' : 3'-7 : 8)chromone, *allovismagin* (III), characterised by the preparation of the piperonylidene derivative.

For the remaining syntheses the starting materials, *viz.*, 2 : 4- (VII) and 4 : 6-diacetyl-resorcinol (XIII) have now been produced conveniently by using boron trifluoride in place of aluminium chloride to effect the Fries rearrangement of resorcinol diacetate. Ethyl 2 : 4-diacetyl-3-hydroxyphenoxyacetate (VIII) was prepared from (VII) and ethyl bromoacetate and converted by the standard method into 5-acetyl-4-hydroxy-3-methylcoumarone (IX; R = H) from which 2 : 4'-dimethylfuran(2' : 3'-7 : 8)chromone (X) was obtained by way of the diketone (IX; R = COMe). Limaye and Nagarkar (*Rasayanam*, 1943, 1, 253) have prepared the ketone (IX; R = H) by an independent route but did not comment on its orientation. Of the possible alternative structures (XI) and (XII) for the coumarone (IX; R = H), formula (XI), which would not be expected to give rise to a furanochromone, is excluded because the ketone gives a strong ferric reaction whilst a direct comparison with an authentic specimen of (XII), obtained by the method of Limaye and Sathé (*Rasayanam*, 1936, 1, 48), showed that the two compounds were not identical. Hence, as expected on general grounds, the product formed by the condensation of (VII) with ethyl bromoacetate has the formula (VIII).



Ethyl 2 : 4-diacetyl-5-hydroxyphenoxyacetate (XIV), of unambiguous orientation, was prepared from 4 : 6-diacetylresorcinol (XIII) and was converted by the standard procedure into 4'-methyl- (XVI; R = H) and 2 : 4'-dimethyl-furano(3' : 2'-6 : 7)chromone (XVI; R = Me). Similarly the dihydrofuranochromone (XVII) was obtained from the coumaran (XVIII) which was formed by the hydrogenation of (XV).



By the method of Boyd and Robertson (*J.*, 1948, 174) 5-acetyl-4-hydroxy-3-methylcoumarone (IX; R = H), kellinone (XX), and dihydrokellinone were converted into the respective 4-hydroxyfuranocoumarins (XIX), (XXI), and (XXII), which were characterised by the formation of their respective 4-methyl ethers.

EXPERIMENTAL

Ethyl 4-Acetyl-3-hydroxy-5-methoxyphenoxyacetate (V; R = R' = H).—A solution of 2 : 4-dihydroxy-6-methoxyacetophenone (4 g.), ethyl bromoacetate (3.7 g.), and acetone (100 ml.), containing potassium carbonate (8 g.), was heated under reflux for 1½ hours. On isolation in the usual manner the ester (V; R = R' = H) (3.8 g.) separated from ethyl alcohol in colourless, long, slender prisms, m. p. 120°, having a red-brown ferric reaction in alcohol (Found: C, 58.2; H, 6.0. C₁₅H₁₆O₆ requires C, 58.2; H, 6.0%). Prepared by the pyridine-acetic anhydride method, the acetate of this ester separated from benzene-light petroleum (b. p. 60—80°) in colourless stout prisms, m. p. 69°, insoluble in cold 2N-sodium hydroxide and having a negative ferric reaction (Found: C, 58.0; H, 5.7. C₁₅H₁₆O₇ requires C, 58.0; H, 5.9%).

Ethyl 4-Acetyl-3 : 5-dimethoxyphenoxyacetate (V; R = Me, R' = H).—(a) Methylation of the foregoing ketonic ester (0.5 g.) with potassium carbonate (1 g.) and excess of methyl iodide in boiling acetone (30 ml.) for 16 hours gave a quantitative yield of *ethyl 4-acetyl-3 : 5-dimethoxyphenoxyacetate* which formed colourless prisms, m. p. 82°, from aqueous alcohol, having a negative ferric reaction (Found: C, 59.6; H, 6.4. C₁₄H₁₈O₆ requires C, 59.6; H, 6.4%).

(b) Interaction of 4-hydroxy-2 : 6-dimethoxyacetophenone (Canter, Curd, and Robertson, *J.*, 1931, 1249) (0.5 g.) and ethyl bromoacetate (0.5 g.) in boiling acetone (25 ml.), containing potassium carbonate (2 g.), gave a quantitative yield of the ester (V; R = Me, R' = H), m. p. and mixed m. p. 82°, after recrystallisation.

Ethyl 4-Acetyl-2-formyl-3-hydroxy-5-methoxyphenoxyacetate (V; R = H, R' = CHO).—A mixture of ethyl 4-acetyl-3-hydroxy-5-methoxyphenoxyacetate (2 g.), chloroform (10 ml.), ether (150 ml.), zinc cyanide (1 g.), and hydrogen cyanide (10 ml.) was saturated with hydrogen chloride at 5° and 48 hours later the colourless crystalline product along with a small quantity of a viscous oil was dissolved in water (200 ml.). This solution was rapidly heated to boiling and on being cooled gave a crystalline solid (1.3 g.) which was separated with the aid of aqueous sodium hydrogen carbonate into *ethyl 4-acetyl-2-formyl-3-hydroxy-5-methoxyphenoxyacetate* (V; R = H, R' = CHO) (0.7 g.) and the corresponding acid (0.6 g.). The ester crystallised from alcohol in almost colourless, long, slender, thin prisms, m. p. 166°, having a red-brown ferric reaction in alcohol (Found: C, 56.9; H, 5.5. C₁₄H₁₆O₇ requires C, 56.8; H, 5.4%). The 2 : 4-dinitrophenylhydrazone formed rosettes of scarlet needles, m. p. 240° (decomp.), from acetic acid (Found: N, 11.9. C₂₀H₂₀O₁₀N₄ requires N, 11.8%). 4-Acetyl-2-formyl-3-hydroxy-5-methoxyphenoxyacetic acid separated from aqueous methanol in almost colourless, slender needles, m. p. 199°, identical with the product obtained by hydrolysis of the ester (V; R = H, R' = CHO) with 2N-sodium hydroxide on the steam-bath for 10 minutes, and gave a red-brown ferric reaction in alcohol (Found: C, 53.7; H, 4.5. C₁₂H₁₂O₇ requires C, 53.7; H, 4.5%).

5-Acetyl-4-hydroxy-6-methoxycoumarone (VI; R = H).—A mixture of 4-acetyl-2-formyl-3-hydroxy-5-methoxyphenoxyacetic acid (1 g.), acetic anhydride (15 ml.), and sodium acetate (3g.) was heated under reflux for 30 minutes and the greater part of the acetic anhydride removed in a vacuum. A solution of the residue in water (200 ml.) was neutralised with sodium hydrogen carbonate and extracted with ether, giving the acetate of 5-acetyl-4-hydroxy-6-methoxycoumarone as a colourless oil which was deacetylated with warm 2N-sodium hydroxide (10 ml.) on the steam-bath for 15 minutes. The resulting 5-acetyl-4-hydroxy-6-methoxycoumarone separated from aqueous methanol in very pale lemon-yellow prisms (0.6 g.), m. p. 85°, unchanged after sublimation at 120°/0.1 mm. (Found: C, 64.2; H, 5.0. C₁₁H₁₀O₄ requires C, 64.1; H, 4.9%). The coumarone, which did not give a 2 : 4-dinitrophenylhydrazone, was insoluble in 2N-sodium hydrogen carbonate, gave an emerald-green ferric reaction in alcohol, and formed a bright yellow solution in cold concentrated sulphuric acid which became cherry-red on warming.

5-Methoxy-2-methylfurano(2' : 3'-7 : 8)chromone (allo-*Visnagin*) (III).—A mixture of the coumarone (VI; R = H) (0.5 g.), ethyl acetate (10 ml.), and powdered sodium (0.7 g.) was heated on the steam-bath for 5 hours with the addition of more ethyl acetate (5 ml.) and sodium (0.3 g.) after 2 hours. After the addition of a little methanol to destroy the excess of sodium, the cooled mixture was diluted with ice-water (50 ml.) and acidified with acetic acid. After the evaporation of the unchanged ethyl acetate in a stream of air the residual solid was crystallised from aqueous methanol, giving 5-acetoacetyl-4-hydroxy-6-methoxycoumarone in slender colourless needles (0.5 g.), m. p. 114°, which had an olive-brown ferric reaction in alcohol (Found: C, 63.2; H, 4.8. C₁₃H₁₂O₅ requires C, 62.9; H, 4.9%). A solution of this diketone (0.2 g.) in acetic acid (5 ml.) containing concentrated hydrochloric acid (2 drops) was boiled for 2 minutes, cooled, diluted with water, and extracted with chloroform. Sublimation of the residue left on evaporation of the dried extracts (140°/0.1 mm.) gave a quantitative yield of

allovismagin (III) in rosettes of almost colourless stout prisms, m. p. 162° (Found : C, 67·6; H, 4·7. $C_{13}H_{10}O_4$ requires C, 67·8; H, 4·4%). In concentrated sulphuric acid this compound formed a green, faintly fluorescent solution which was unchanged on heating. The *piperonylidene* derivative separated from alcohol in pale yellow needles, m. p. 264° (Found : C, 69·6; H, 4·0. $C_{21}H_{14}O_6$ requires C, 69·6; H, 3·9%).

2 : 4- and 4 : 6-Diacetylresorcinol.—A solution of resorcinol diacetate (5 g.) in acetic acid (10 ml.) was saturated at room temperature with boron trifluoride, and the resultant syrup heated on the steam-bath for 1 hour, cooled, and treated with water (100 ml.) and then sodium acetate (5 g.). The suspension was boiled until a clear solution was obtained upon the addition of alcohol (50 ml.). The cooled hydrolysate deposited the mixed acetylresorcinols (4 g.) in colourless needles, m. p. 100—130°.

The dried product was extracted with warm light petroleum (b. p. 40—60°) (4 × 100 ml.) and on concentration the combined extracts deposited 2 : 4-diacetylresorcinol (3·1 g.) in colourless needles, m. p. 85°. Crystallised from a mixture of light petroleum (b. p. 60—80°) and chloroform the residue gave 4 : 6-diacetylresorcinol in colourless needles (0·8 g.), m. p. 182° (cf. Baker, *J.*, 1934, 71, 1684). The overall yield was consistent but the proportion of the isomerides varied considerably.

Ethyl 2 : 4-Diacetyl-3-hydroxyphenoxyacetate.—A mixture of 2 : 4-diacetylresorcinol (10 g.), ethyl bromoacetate (6 g.), acetone (300 ml.), and anhydrous potassium carbonate (16 g.) was heated under reflux for 6 hours and the acetone evaporated. Treatment of the residue with water (100 ml.) followed by alcohol (20 ml.) gave a solid which on purification from alcohol furnished ethyl 2 : 4-diacetyl-3-hydroxyphenoxyacetate (VIII) (14 g.) in colourless needles, m. p. 87° (Found : C, 59·8; H, 6·0. Calc. for $C_{14}H_{16}O_6$: C, 60·0; H, 5·8%) (cf. Limaye and Nagarkar, *loc. cit.*, who give m. p. 75°). Prepared by the pyridine method, the *acetate* separated from light petroleum (b. p. 60—80°) in tiny, colourless, elongated prisms, m. p. 92° (Found : C, 59·1; H, 5·9. $C_{16}H_{18}O_6$ requires C, 59·6; H, 5·6%).

5-Acetyl-4-hydroxy-3-methylcoumarone (IX; R = H).—The ester (VIII) (5 g.) was heated on the steam-bath with 2*N*-sodium hydroxide (40 ml.) for 15 minutes and on acidification the cooled hydrolysate gave 2 : 4-diacetyl-3-hydroxyphenoxyacetic acid which formed colourless needles (4·2 g.), m. p. 165°, from water (Found : C, 57·1; H, 4·9. Calc. for $C_{12}H_{12}O_6$: C, 57·1; H, 4·8%) (cf. Limaye and Nagarkar, *loc. cit.*, who give m. p. 168°). Esterified with warm methanol containing a drop of sulphuric acid, this acid yielded the *methyl* ester which formed colourless needles, m. p. 74°, from aqueous methanol (Found : C, 58·8; H, 5·4. $C_{13}H_{14}O_6$ requires C, 58·7; H, 5·3%). Cyclisation of the acid (5 g.) with boiling acetic anhydride (50 ml.), containing sodium acetate (12·5 g.), during 45 minutes gave a dark oil which slowly solidified. Extraction of this solid with light petroleum (b. p. 60—80°) furnished 4-acetoxy-5-acetyl-3-methylcoumarone (4·0 g.), in irregular, colourless prisms, m. p. 109°, having a negative ferric reaction in alcohol (Found : C, 67·3; H, 5·3. Calc. for $C_{13}H_{12}O_4$: C, 67·2; H, 5·2%) (cf. Limaye and Nagarkar, *loc. cit.*, who give m. p. 108°). The 2 : 4-dinitrophenylhydrazone separated from light petroleum-benzene in rosettes of orange needles, m. p. 159° (Found : N, 13·8. $C_{19}H_{16}O_7N_4$ requires N, 13·6%), and in yellow needles, m. p. 152° (Found : N, 13·6%).

Deacetylation of this acetate (5 g.) with 2*N*-sodium hydroxide (50 ml.) on the steam-bath for 20 minutes gave rise to 5-acetyl-4-hydroxy-3-methylcoumarone (3·6 g.), which formed very pale yellow, elongated, rectangular prisms, m. p. 64°, from dilute alcohol, having a green ferric reaction in alcohol (Found : C, 69·2; H, 5·5. Calc. for $C_{11}H_{10}O_3$: C, 69·4; H, 5·3%) (cf. Limaye and Nagarkar, *loc. cit.*, who give m. p. 70°). The 2 : 4-dinitrophenylhydrazone separated from dioxan in small red needles, m. p. 265—267° (decomp.) (Found : N, 15·3. $C_{17}H_{14}O_6N_4$ requires N, 15·1%).

5-Acetyl-4-hydroxy-3-methylcoumaran.—5-Acetyl-4-hydroxy-3-methylcoumarone (3 g.), dissolved in methanol (100 ml.) was hydrogenated with hydrogen and a palladium-charcoal catalyst (from 1·5 g. of charcoal and 10 ml. of 2% aqueous palladium chloride) during 4 hours and the product purified by distillation, giving 5-acetyl-4-hydroxy-3-methylcoumaran (2·9 g.) as a pale yellow oil, m. p. approx. 20°, b. p. 160°/0·5 mm. (Found : C, 68·6; H, 6·5. $C_{11}H_{12}O_3$ requires C, 68·7; H, 6·3%). The 2 : 4-dinitrophenylhydrazone separated from dioxan-ethanol in scarlet, elongated, rectangular prisms, m. p. 268—269° (Found : N, 16·0. $C_{17}H_{16}O_6N_4$ requires N, 15·1%).

2 : 4'-Dimethylfuranone(2' : 3'-7 : 8)chromone (X).—Prepared in the usual manner from 5-acetyl-4-hydroxy-3-methylcoumarone with ethyl acetate and sodium, 5-acetoacetyl-4-hydroxy-3-methylcoumarone separated from light petroleum (b. p. 60—80°) in yellow rosettes of needles, m. p. 83° (Found : C, 67·5; H, 5·5. $C_{13}H_{12}O_4$ requires C, 67·2; H, 5·2%), and on cyclisation

with boiling acetic acid containing 1% of hydrochloric acid for 20 minutes gave 2 : 4'-dimethyl-furano(2' : 3'-7 : 8)chromone which separated from aqueous alcohol in pale fawn, elongated prisms, m. p. 198° (Found : C, 72.6; H, 5.0. Calc. for $C_{13}H_{10}O_3$: C, 72.9; H, 4.7%) (cf. Kelkar and Limaye, *Rasayanam*, 1941, 1, 228). The *piperonylidene* derivative formed compact groups of yellow needles, m. p. 242°, from acetic acid (Found : C, 72.6; H, 4.3. $C_{21}H_{14}O_5$ requires C, 72.8; H, 4.1%).

The condensation of 5-acetyl-4-hydroxy-3-methylcoumarone with ethyl formate under the usual conditions gave a 70% yield of 5-formylacetyl-4-hydroxy-3-methylcoumarone which could not be satisfactorily purified, but which in boiling acetic acid containing 1% of hydrochloric acid cyclised to give 4'-methylfurano(2' : 3'-7 : 8)chromone. This compound formed rosettes of almost colourless prisms, m. p. 140°, from dilute alcohol (Found : C, 72.1; H, 4.0. $C_{12}H_8O_3$ requires C, 72.0; H, 4.0%).

Ethyl 2 : 4-Diacetyl-5-hydroxyphenoxyphenoxyacetate (XIV).—A mixture of 4 : 6-diacetyl resorcinol (2 g.), ethyl bromoacetate (1.8 g.), acetone (30 ml.), and potassium carbonate (3 g.) was heated under reflux for 2 hours. On isolation the crude product was fractionally crystallised from ethanol and then methanol, giving *ethyl 2 : 4-diacetyl-5-hydroxyphenoxyacetate* (XIV) (1.2 g.) in pale yellow plates, m. p. 134°, which had a red-brown ferric reaction in alcohol (Found : C, 59.7; H, 5.9. $C_{14}H_{16}O_6$ requires C, 60.0; H, 5.7%). 5-Acetyl-2 : 4-biscarbethoxy-methoxyacetophenone (0.4 g.), m. p. 130° (Algar, Barry, and Twomey, *Proc. Roy. Irish Acad.*, 1932, 41, B, 8) was obtained from the mother-liquors.

Prepared by the pyridine-acetic anhydride method, the *acetate* of (XIV) separated from light petroleum (b. p. 60—80°) in colourless plates, m. p. 93°, having a negative ferric reaction (Found : C, 59.1; H, 5.8. $C_{16}H_{18}O_7$ requires C, 59.6; H, 5.6%).

5-Acetyl-6-hydroxy-3-methylcoumarone (XV).—Hydrolysis of the ester (XIV) (5 g.) with 2N-sodium hydroxide (30 ml.) on the steam-bath for 15 minutes yielded 4 : 6-diacetyl-3-hydroxyphenoxyacetic acid which separated from aqueous dioxan in small, colourless needles, m. p. 255° (decomp.), having a red ferric reaction (Found : C, 57.3; H, 4.9. $C_{12}H_{12}O_6$ requires C, 57.2; H, 4.8%). The *acetate* formed small, colourless needles, m. p. 275° (decomp.), from aqueous dioxan, and had a negative ferric reaction (Found : C, 57.3; H, 4.9. $C_{14}H_{14}O_7$ requires C, 57.1; H, 4.8%).

A mixture of 2 : 4-diacetyl-5-hydroxyphenoxyacetic acid (2 g.), sodium acetate (5 g.), and acetic anhydride (20 ml.) was heated under reflux for 2 hours and treated with water (100 ml.). Two days later the black crystalline precipitate was dried and extracted with hot light petroleum (b. p. 60—80°), giving 6-acetoxy-5-acetyl-3-methylcoumarone (1.7 g.) which separated from the concentrated extracts in colourless, squat needles, m. p. 108°, insoluble in 2N-sodium hydroxide and having a negative ferric reaction in alcohol (Found : C, 67.1; H, 5.4. $C_{13}H_{12}O_4$ requires C, 67.2; H, 5.2%). The 2 : 4-dinitrophenylhydrazone separated from methyl acetate in orange needles, m. p. 221° (Found : N, 13.4. $C_{19}H_{16}O_7N_4$ requires N, 13.6%).

Deacetylation of this acetate (2.3 g.) with 2N-sodium hydroxide (15 ml.) on the steam-bath for 30 minutes furnished 5-acetyl-6-hydroxy-3-methylcoumarone (XV) (1.7 g.) which crystallised from aqueous alcohol (charcoal) in pale yellow needles, m. p. 132°, having a deep green ferric reaction in alcohol (Found : C, 69.5; H, 5.5. $C_{11}H_{10}O_3$ requires C, 69.4; H, 5.3%). With sulphuric acid it formed a red solution changing to purple. The 2 : 4-dinitrophenylhydrazone separated from dioxan in red, rectangular prisms, m. p. 285° (decomp.) (Found : N, 15.1. $C_{17}H_{14}O_6N_4$ requires N, 15.1%).

5-Acetyl-6-hydroxy-3-methylcoumaran (XVIII).—(a) The hydrogenation of 5-acetyl-6-hydroxy-3-methylcoumarone (4 g.), dissolved in methanol (300 ml.), with hydrogen and a palladium-charcoal catalyst (from 2 g. of charcoal and 15 ml. of 2% palladium chloride solution) was complete in 20 minutes. An ethereal solution of the residue left on evaporation of the filtered reaction mixture was washed, dried, and evaporated, leaving a product which, on purification from light petroleum (b. p. 60—80°), gave 5-acetyl-6-hydroxy-3-methylcoumaran (3.8 g.) in rosettes of almost colourless needles, m. p. 86°, having a red-brown ferric reaction in alcohol (Found : C, 68.9; H, 6.4. $C_{11}H_{12}O_3$ requires C, 68.7; H, 6.3%). The wine-red solution of the coumaran in warm concentrated sulphuric acid had a purple fluorescence. The *acetate* separated from light petroleum (b. p. 60—80°) in colourless needles, m. p. 100° (Found : C, 66.3; H, 6.3. $C_{13}H_{14}O_4$ requires C, 66.7; H, 6.0%), and the 2 : 4-dinitrophenylhydrazone from dioxan in red needles, m. p. 300° (decomp.) (Found : N, 15.5. $C_{17}H_{16}O_6N_4$ requires N, 15.1%).

(b) A stream of boron trifluoride was led into a solution of 6-hydroxy-3-methylcoumaran (2.2 g.) (Foster and Robertson, *J.*, 1948, 2254) in a mixture of acetic acid (8 ml.) and acetic

anhydride (20 ml.) on the steam-bath for 15 minutes; yellow crystals of the boron complex began to separate. The mixture was then heated for 30 minutes, cooled, treated successively with alcohol (30 ml.), water (50 ml.), and 2*N*-sodium hydroxide (10 ml.), and then heated on the steam-bath until the precipitate dissolved. On being cooled the hydrolysate deposited 5-acetyl-6-hydroxy-3-methylcoumaran in colourless needles, m. p. 86°, identical with that prepared by method (a).

4'-*Methylfurano*(3' : 2'-6 : 7)*chromone* (XVI; R = H).—Condensation of 5-acetyl-6-hydroxy-3-methylcoumarone with ethyl formate by means of sodium gave a good yield of the formyl derivative and on cyclisation with boiling alcohol containing a little concentrated hydrochloric acid during 5 minutes this product furnished 4'-*methylfurano*(3' : 2'-6 : 7)*chromone*, forming pale yellow needles, m. p. 136°, from dilute alcohol (Found : C, 72.1; H, 4.2. C₁₂H₈O₃ requires C, 72.0; H, 4.0%).

2 : 4'-*Dimethylfurano*(3' : 2'-6 : 7)*chromone* (XVI; R = Me).—After the initial reaction between 5-acetyl-6-hydroxy-3-methylcoumarone (2 g.), ethyl acetate (20 ml.) at 0°, and powdered sodium (2 g.) had subsided, the mixture was heated under reflux for 5 hours, cooled, treated with a little alcohol followed by ice-water (100 ml.), and acidified with dilute acetic acid. Next day the precipitate was collected, dried, and purified from ethyl acetate-light petroleum (b. p. 60—80°), giving 5-acetoacetyl-6-hydroxy-3-methylcoumarone (2 g.) in colourless prisms, m. p. 143—145°, which had a red ferric reaction in alcohol (Found : C, 67.4; H, 5.3. C₁₃H₁₂O₄ requires C, 67.2; H, 5.2%). Cyclisation of this diketone in the usual manner gave an almost quantitative yield of the 2 : 4'-*dimethylfurano*(3' : 2'-6 : 7)*chromone* which separated from ethyl acetate-light petroleum (b. p. 60—80°) in colourless needles, m. p. 158° (Found : C, 73.0; H, 4.8. C₁₃H₁₀O₃ requires C, 72.9; H, 4.7%). The *piperonylidene* derivative formed pale yellow needles, m. p. 239°, from dilute alcohol (Found : C, 62.6; H, 4.4. C₂₁H₁₄O₅ requires C, 72.8; H, 4.1%).

4' : 5'-*Dihydro-2 : 4'-dimethylfurano*(3' : 2'-6 : 7)*chromone* (XVII).—Prepared in good yield from 5-acetyl-6-hydroxy-3-methylcoumaran, ethyl acetate, and sodium by the method employed for 5-acetoacetyl-6-hydroxy-3-methylcoumarone. 5-acetoacetyl-6-hydroxy-3-methylcoumaran separated from ethyl acetate-light petroleum (b. p. 60—80°) in almost colourless rectangular prisms, m. p. 106.5°, having an olive-green ferric reaction in alcohol (Found : C, 66.4; H, 5.9. C₁₃H₁₄O₄ requires C, 66.7; H, 6.0%). On cyclisation this diketone gave an almost quantitative yield of 4' : 5'-*dihydro-2 : 4'-dimethylfurano*(3' : 2'-6 : 7)*chromone* which separated from light petroleum (b. p. 60—80°) in colourless prisms, m. p. 131° (Found : C, 72.1; H, 5.5. C₁₃H₁₂O₃ requires C, 72.2; H, 5.6%). The *piperonylidene* derivative formed pale yellow needles, m. p. 188°, from alcohol (Found : C, 72.5; H, 4.6. C₂₁H₁₆O₅ requires C, 72.4; H, 4.6%).

4-*Hydroxy-5 : 8-dimethoxyfurano*(3' : 2'-6 : 7)*coumarin* (XXI).—A solution of kellinone (3 g.) in ethyl carbonate (25 ml.) was mixed with powdered sodium (3 g.) at 0° and after the initial reaction had subsided the mixture was heated on the steam-bath for ½ hour. The excess of sodium was destroyed with a little alcohol, the reaction mixture was diluted with ether (50 ml.), and a solution of the precipitate in water was acidified with acetic acid. 24 Hours later the crystalline product was collected and purified from dilute alcohol, giving ω-*carbethoxykellinone* (3.2 g.) in small, yellow, elongated prisms, m. p. 71—72° (Found : C, 58.2; H, 5.4. C₁₅H₁₆O₇ requires C, 58.4; H, 5.2%). This compound is insoluble in sodium hydrogen carbonate solution and gives a green ferric reaction in alcohol.

A mixture of this β-keto-ester (2 g.), acetic acid (8 ml.), and concentrated hydrochloric acid (8 ml.) was heated on the steam-bath for 10 minutes and the resulting dark solution was poured into water (100 ml.), thus precipitating 4-*hydroxy-5 : 8-dimethoxyfurano*(3' : 2'-6 : 7)*coumarin* (1.5 g.) which formed pale fawn rectangular prisms, m. p. 200—201°, from dilute acetic acid, readily soluble in 2*N*-sodium hydrogen carbonate (Found : C, 59.5; H, 3.7. C₁₃H₁₀O₆ requires C, 59.5; H, 3.8%).

4' : 5'-*Dihydro-4-hydroxy-5 : 8-dimethoxyfurano*(3' : 2'-6 : 7)*coumarin* (XXII).—Prepared from dihydrokellinone in the foregoing manner, ω-*carbethoxydihydrokellinone* crystallised from aqueous alcohol in yellow, rectangular prisms, m. p. 100—101°, insoluble in 2*N*-sodium hydrogen carbonate and giving a violet ferric reaction in alcohol (Found : C, 58.0; H, 6.0. C₁₅H₁₈O₇ requires C, 58.1; H, 5.8%). Cyclisation of this ester gave 4' : 5'-*dihydro-4-hydroxy-5 : 8-dimethoxyfurano*(3' : 2'-6 : 7)*coumarin* which separated from aqueous acetic acid in colourless, elongated rectangular plates, m. p. 186—187°, readily soluble in 2*N*-sodium hydrogen carbonate (Found : C, 59.3; H, 4.8. C₁₃H₁₂O₆ requires C, 59.1; H, 4.6%). Prepared by diazomethane in chloroform-ether the *methyl ether* separated from aqueous methanol in colourless prisms, m. p. 167—168° (Found : C, 60.4; H, 5.1. C₁₄H₁₄O₆ requires C, 60.4; H, 5.1%).

4-Hydroxy-4'-methylfurano(2' : 3'-7 : 8)coumarin (XIX).—Condensation of 5-acetyl-4-hydroxy-3-methylcoumarone and ethyl carbonate with sodium furnished a high yield of *4-hydroxy-4'-methylfurano(2' : 3'-7 : 8)coumarin* which separated from aqueous alcohol in very pale yellow, small, irregular prisms, m. p. 256—259° (Found : C, 66.8; H, 3.9. $C_{12}H_8O_4$ requires C, 66.7; H, 3.7%). The *methyl ether* formed pale yellow prisms, m. p. 167—170°, from dilute methanol (Found : C, 68.0; H, 4.8. $C_{13}H_{10}O_4$ requires C, 67.8; H, 4.4%).

The authors thank Messrs. Smith, Kline, and French for a grant in aid of this investigation and Mr. N. B. Dean, B.Sc., of this Department, for the preparation of the phloroglucinol mono-methyl ether used in the synthesis of *allovismagin*.

UNIVERSITY OF LIVERPOOL.

[Received, July 29th, 1952.]
