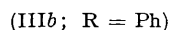
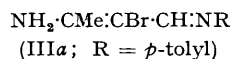
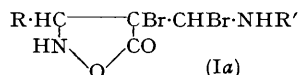
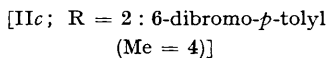
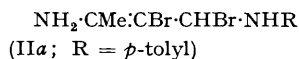
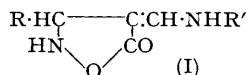


696. isoOxazolones. Part IV.* The Bromination of Arylamino-methyleneisooxazolidones. A New Selective Anion-precipitant.

By G. SHAW.

The reaction of 3-methyl-4-*p*-toluidinomethyleneisooxazolid-5-one (I; R = Me, R' = *p*-tolyl) with bromine gave the hydrobromide of 3-amino-1:2-dibromo-1-*p*-toluidinobut-2-ene (IIa) which was readily dehydrobrominated to 3-amino-2-bromo-1-*p*-tolyliminobut-2-ene (IIIa). Similar compounds were obtained from (I; R = Me, R' = Ph) but not from (I; R = Ph, R' = *p*-tolyl). With the potassium salts of a number of simple acids, the hydrobromide of (IIIa) gave insoluble crystalline salts in dilute, neutral and acidic solution. The properties of some of the salts were examined and the precipitant compared with known anion-precipitants, including nitron which was in general more sensitive but less selective.

DURING an investigation of arylaminomethyleneisooxazolidones (*J.*, 1951, 1017; 1952, 3428), it was observed that addition of bromine to a solution of 3-methyl-4-*p*-toluidinomethyleneisooxazolid-5-one (I; R = Me, R' = *p*-tolyl) in acetic acid gave carbon dioxide and an immediate orange-yellow precipitate. With care, a compound (*A*) could be crystallised from acetic acid but when its solution in that solvent was boiled for a short time a second substance (*B*) was obtained. Hydrolysis of *A* or *B* with dilute hydrochloric acid gave ammonia, *p*-toluidine, and bromoacetone, and this, in conjunction with analytical data, indicated that *A* and *B* are hydrobromides of the bases (IIa) and (IIIa) respectively the reaction $A \longrightarrow B$ being a dehydrobromination. That the compounds were salts was confirmed by treatment with sodium hydroxide solution which in each case gave the same base, namely (IIIa). Hydrolysis of the impure precipitate *A* also gave, in addition to the



above-mentioned compounds, a small amount of 2 : 6-dibromo-*p*-toluidine which suggested the presence, in the mixture, of (IIc) although this could not be isolated, and at the same time indicated a source of hydrogen bromide for the main reaction, in which (Ia) would be an intermediate.

An aqueous solution of the sparingly soluble hydrobromide of (IIIa) gave crystalline precipitates in dilute, neutral and acidic solution with a number of anions, including nitrate, iodide, perchlorate, chromate, thiocyanate, and picrate, but not with chloride, nitrite, sulphate, phosphate, acetate, or oxalate. Organic bases which form water-insoluble salts with simple anions are relatively uncommon and include nitron (cf. Cope and Barab, *J. Amer. Chem. Soc.*, 1917, **39**, 504), di-(α -naphthylmethyl)amine (Rupe and Becherer, *Helv. Chim. Acta*, 1923, **6**, 674, 885; Konek, *Z. anal. Chem.*, 1934, **97**, 416), and 2-diethylamino-1-phenethyl *p*-nitrobenzoate (Marvel and du Vigneaud, *J. Amer. Chem. Soc.*, 1924, **46**, 2095, 2661). Some comparative approximate minimum anion concentrations required for precipitation are given in the Table. Our hydrobromide and the *p*-nitrobenzoate are more selective in their action, but much less sensitive, than nitron.

The precipitate from the reaction between potassium iodide and the hydrobromide of (IIIa) contained potassium and is apparently a double salt of the reactants. It had approximately the same solubility as the hydriodide of (IIIa), and was precipitated as

* Part III, *J.*, 1952, 3428.


brownish-yellow needles at anion concentrations $>0.1N$ but as a deep blue-black form in more dilute solution; the latter, when heated, reverted to the brown modification.

The thiocyanate of (IIIa) could not be isomerised to the corresponding thiourea; an ethanolic solution of the salt, however, when left at room temperature for several days gave a small amount of a bright yellow substance to which no simple structure could be

Minimum anion concentration (N) for precipitation at 20°.

Anion	(IIIa)	<i>p</i> -Nitrobenzoate	Nitron	Anion	(IIIa)	<i>p</i> -Nitrobenzoate	Nitron
NO ₃	0.01	0.005	0.0001	I	0.0005	0.01	0.0005
ClO ₄	0.0025	0.0025	0.0001	CNS	0.025	—	0.001

assigned. The reaction between (IIIa) and phenyl isothiocyanate gave a similar yellow compound, analysis of which, however, indicated it to be derived from the expected thiourea by loss of *p*-toluidine; it may be formulated as the thiopyrimidone (IV), rather than (V) since it failed to give aniline when boiled with dilute hydrochloric acid.



Bromination of (I; R = Me, R' = Ph) gave, in a similar manner, salts of (IIb) and (IIIb), and the latter product formed salts which were slightly more soluble than those of (IIIa). Treatment of (I; R = Ph, R' = *p*-tolyl) with bromine in acetic acid, in a single attempt to obtain a more sensitive compound, failed to yield a precipitate or any obvious signs of reaction even after several days at room temperature; when the solution was warmed, a vigorous reaction occurred, but only 2:6-dibromo-*p*-toluidine (Me = 4) was isolated.

EXPERIMENTAL

3-Amino-1:2-dibromo-1-*p*-toluidinobut-2-ene (IIa).—3-Methyl-4-*p*-toluidinomethyleneisooxazolid-5-one (5 g.) in acetic acid (100 ml.) was treated with a solution of bromine (4 ml.) in acetic acid (25 ml.). Carbon dioxide was liberated (barium hydroxide solution) and an immediate orange-yellow precipitate appeared; 3-amino-1:2-dibromo-1-*p*-toluidinobut-2-ene hydrobromide (8 g.) separated from warm acetic acid (the solution must not be boiled) as orange-yellow prisms, m. p. 238° (decomp.) (Found: C, 32.45; H, 3.5; N, 6.75. C₁₁H₁₄N₂Br₂·HBr requires C, 31.8; H, 3.65; N, 6.75%); the high value for carbon may be due to the presence of a small amount of the dehydrobrominated material.

3-Amino-2-bromo-1-*p*-tolyliminobut-2-ene (IIIa).—The dibromo-compound (8 g.) was boiled with acetic acid (400 ml.) until a clear solution resulted; when cooled, the solution deposited red crystals (4.5 g.); 3-amino-2-bromo-1-*p*-tolyliminobut-2-ene hydrobromide separated from acetic acid as reddish-orange cruciform prisms or from water as yellow prisms, m. p. 198° (decomp.) (Found: C, 39.2; H, 4.15; N, 8.45. C₁₁H₁₃N₂Br·HBr requires C, 39.5; H, 4.2; N, 8.4%); a further quantity (1 g.) was obtained on concentration. The hydrobromide (1 g.) was dissolved in water (150 ml.), and the solution made alkaline with 2*N*-sodium hydroxide, to give a cream precipitate; 3-amino-2-bromo-1-*p*-tolyliminobut-2-ene (0.6 g.) separated from light petroleum as very pale yellow plates, m. p. 98° (Found: C, 52.15; H, 5.0; N, 11.1. C₁₁H₁₃N₂Br requires C, 52.2; H, 5.2; N, 11.05%). The hydrobromide (1 g.) was boiled under reflux with 2*N*-hydrochloric acid (20 ml.) for 30 min. and the resulting clear solution distilled until the volume was about 10 ml. The distillate was strongly lachrymatory and with an excess of 2:4-dinitrophenylhydrazine in 2*N*-hydrochloric acid gave, overnight, bromoacetone 2:4-dinitrophenylhydrazone, yellow needles (from ethanol), m. p. and mixed m. p. 123°. When the residual hydrolysis solution was basified with sodium hydroxide solution there was an odour of ammonia; extraction with ether gave a base characterised as the benzoyl derivative, m. p. 157—158° not depressed when mixed with *N*-benzoyl-*p*-toluidine. A similar hydrolysis carried out on the first-mentioned bromination product gave, in addition to *p*-toluidine, ammonia, and bromoacetone, a small amount of solid which appeared in the distillate and crystallised from ethanol-water as colourless needles, m. p. 69° (Found: C, 31.8; H, 2.75; N, 5.3. Calc. for

$C_7H_7NBr_2$: C, 31.7; H, 2.65; N, 5.3%), not depressed on admixture with 2:6-dibromo-*p*-toluidine.

3-Amino-1:2-dibromo-1-anilinobut-2-ene (IIb).—4-Anilinomethylene-3-methylisooxazolid-5-one (2.5 g.) in acetic acid (50 ml.) was treated with bromine (2 ml.) in acetic acid (15 ml.); an immediate yellow microcrystalline precipitate was filtered off rapidly; the filtrate when kept for a short time deposited yellow prisms (3 g.), m. p. 200° (decomp.). The compound could not be recrystallised satisfactorily but was probably **3-amino-1-anilino-1:2-dibromobut-2-ene acetate** (Found: C, 37.95; H, 4.15; N, 7.45. $C_{10}H_{12}N_2Br_2, C_2H_4O_2$ requires C, 37.9; H, 4.25; N, 7.35%).

3-Amino-2-bromo-1-phenyliminobut-2-ene (IIIb).—The acetate (1 g.), when boiled with acetic acid, similarly gave **3-amino-2-bromo-1-phenyliminobut-2-ene hydrobromide** (0.3 g.) as yellow prisms (from acetic acid), m. p. 184—185° (decomp.) (Found: N, 8.8. $C_{10}H_{11}N_2Br, HBr$ requires N, 8.75%). Hydrolysis of the hydrobromide or the acetate with hydrochloric acid gave ammonia, aniline, and bromoacetone.

Bromination of 3-Phenyl-4-*p*-toluidinomethyleneisooxazolid-5-one.—The isooxazolidone (1 g.) and bromine (0.5 ml.) were mixed in acetic acid; no obvious reaction occurred when the mixture was left at room temperature for 3 days. Heating caused a vigorous reaction, with liberation of hydrogen bromide; the clear solution obtained when treated with excess of water gave 2:6-dibromo-*p*-toluidine, m. p. and mixed m. p. 68—69°.

Salts of 3-Amino-2-bromo-1-*p*-tolyliminobut-2-ene.—A saturated solution of the hydrobromide with 0.1N-solutions of the potassium salts of a number of acids gave the results recorded. The **nitrate monohydrate** separated from water as pale yellow needles, m. p. 205° (decomp.) (Found: C, 39.75; H, 4.55; N, 12.3. $C_{11}H_{13}N_2Br, HNO_3, H_2O$ requires C, 39.5; H, 4.2; N, 12.55%), the **perchlorate** as cream prisms (from water), m. p. 245° (decomp.) (Found: C, 37.35; H, 3.9; N, 8.1. $C_{11}H_{13}N_2Br, HClO_4$ requires C, 37.6; H, 4.0; N, 8.0%), and the **thiocyanate** as pale yellow needles (from water), m. p. 160° (decomp.) (Found: C, 46.0; H, 4.4; N, 13.4. $C_{11}H_{13}N_2Br, HCNS$ requires C, 46.15; H, 4.5; N, 13.45%). The salt gave a blood-red colour with ferric chloride. The product of reaction of the hydrobromide and potassium iodide was obtained as brown needles from 0.1N-solutions and as deep blue hair-like needles from more dilute solution; the blue substance was converted into the brown by heating it at 100° for 10 min. The **substance** separated from ethanol-water as brownish-yellow needles, m. p. 185° (decomp.) (Found: C, 26.95; H, 2.8; N, 5.55. $C_{11}H_{13}N_2Br, HBr, KI$ requires C, 26.4; H, 2.8; N, 5.6%). This (0.05 g.) was suspended in ethanol (1 ml.), and 2N-sodium hydroxide (1 drop) was added to give a clear solution from which excess of water precipitated **3-amino-2-bromo-1-*p*-tolyliminobut-2-ene** (0.02 g.), m. p. and mixed m. p. 97—98°. The **iodide hemi-hydrate** (from the hydrobromide and hydriodic acid or sodium iodide) separated from water as yellow needles, m. p. 183° (decomp.) (Found: C, 33.8; H, 3.75; N, 7.3. $C_{11}H_{13}N_2Br, HI, \frac{1}{2}H_2O$ requires C, 33.8; H, 3.85; N, 7.2%).

Attempted Rearrangement of the Thiocyanate.—The thiocyanate (0.5 g.) in ethanol (5 ml.), left at room temperature for 2 days, gave a bright yellow solution; addition of water precipitated a **substance** (0.1 g.) which separated from ethanol-water as yellow needles, m. p. 185° (decomp.) (Found: C, 35.25; H, 3.9; N, 7.55%).

Anion :		Ppt.		Anion :		Ppt.	
Nature	N	Neutral	Plus 1 drop of N-HCl	Nature	N	Neutral	Plus 1 drop of N-HCl
NO ₃	0.1	Immediate	Immediate	ClO ₄	0.01	5 Min.	15 Min.
NO ₃	0.025	10 Min.	1 Hr.	ClO ₄	0.0025	Overnight	Overnight
NO ₃	0.01	Overnight	None	ClO ₄	0.001	None (cloudy)	None
I	0.01	Immediate	Immediate	CNS	0.1	Immediate	Immediate
I	0.001	2 Hr.	2 Hr.	CNS	0.025	Overnight	Overnight
I	0.0005	Overnight	Overnight	CNS	0.01	None	None
I	0.0001	None (cloudy)	None				

Reaction of (IIIa) with Phenyl isoThiocyanate.—The base (0.5 g.) and phenyl isothiocyanate (0.5 g.) were mixed in ether (10 ml.) and left overnight. A crystalline solid separated, together with a red gum. The solid (0.1 g.) crystallised from benzene-light petroleum as yellow prisms, m. p. 140° (decomp. with resolidification to a brown material, m. p. 300°) and may be **5-bromo-4-methyl-1-phenyl-2-thiopyrimidone** (Found: C, 46.5; H, 3.1; N, 9.5. $C_{11}H_9N_2BrS$ requires C, 46.95; H, 3.2; N, 9.95%). It was soluble in concentrated mineral acid solutions and was recovered unchanged after being boiled with 5N-hydrochloric acid for a few min.

Sensitivity of the Anion Tests.—The tests were carried out by treating 5 ml. of the anion solution (K^+ or a common cation) with 0.5 ml. of a saturated solution of the hydrobromide of (IIIa) at 20° ; the rate of precipitation and the sensitivity were increased by cooling the solutions.

The author thanks Dr. E. Challen for the semimicro-analyses.

THE UNIVERSITY OF TECHNOLOGY,
SYDNEY, N.S.W. AUSTRALIA.

[Received, June 1st, 1953.]
