


629. *Derivatives of Acetoacetic Acid. Part X.* The Condensation of Acetylenic Alcohols with α -Acyl Derivatives of Ethyl Acetoacetate and Diethyl Malonate.*

By R. N. LACEY.

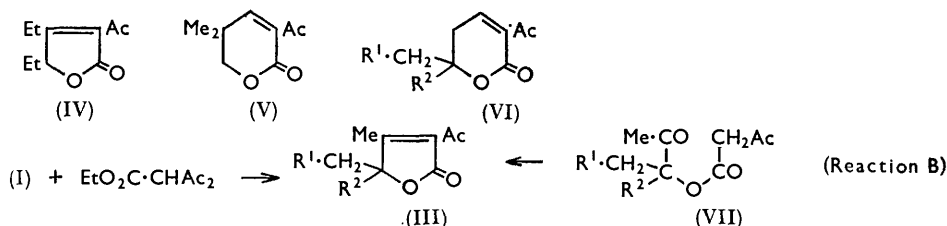
Ethyl diacetylacetate condenses with tertiary ethynylcarbinols to give 3-acetyl-2,5-dihydrofuran-2-one derivatives (III) (reaction B). But-3-yn-2-ol behaves similarly but affords a poor yield; propargyl alcohol simply gives the trans-esterification product. Ethyl diacetylacetate and ethyl α -propionylacetoacetate condense with 2-phenylbut-3-yn-2-ol to give dienediones (II; $R^4 = \text{COR}$) (reaction A).

Diethyl acetylmalonate and 1-ethynylcyclohexanol give a dihydrofuran-one-ester (IX) and 2-acetyl-5,6,7,8-tetrahydro-1-naphthol (reaction C). The propionyl and butyryl derivatives of malonic ester give the corresponding 2-acyl derivatives of 5,6,7,8-tetrahydro-1-naphthol. Diethyl acylmalonates condense with 2-methylbut-3-yn-2-ol and 3-methylpent-1-yn-3-ol to give 2,5-dihydrofuran-2-ones; but with 2-phenylbut-3-yn-2-ol the acylmalonates give 2-acyl-5-phenylphenol derivatives by reaction C.

THE action of heat on the acetoacetates of tertiary ethynylcarbinols $\text{CH}_3\text{C}\cdot\text{CRR}'\cdot\text{OH}$, which gives conjugated dienones, was described in Part III of this series¹ and elsewhere.^{2,3} In an important modification of this reaction, Naves⁴ has shown that similar products are afforded by the pyrolysis of a mixture of ethyl acetoacetate and the ethynylcarbinol. In the present paper the reactions are studied between acetylenic alcohols and derivatives of acetoacetic ester such as ethyl diacetylacetate and various diethyl acylmalonates in the expectation that products such as (II; $R^4 = \text{COR}$ or CO_2Et) might be formed.



When ethyl diacetylacetate and 1-ethynylcyclohexanol were heated together with continuous removal of low-boiling products, the temperature rapidly rose and predominantly ethanol and ethyl acetate distilled; carbon dioxide was evolved but in amount only 50% of that expected from the above equation. Isolation gave a crystalline, unsaturated acetyl- γ -lactone (III; $R^1R^2 = [\text{CH}_2]_4>$) in 37.5% yield. Spectroscopic comparison with the known lactone (IV) and with the δ -lactone (V) {representative of an alternative possible structure (VI; $R^1R^2 = [\text{CH}_2]_4>$)}, and, finally, independent synthesis from 1-acetylcyclohexyl acetoacetate by the method described in Part I⁵ confirmed this structure (cf. Table I).



Carrying out the condensation in a high-boiling alcohol did not give higher yields. This suggested that the ethyl acetate evolved did not arise from the interaction of an

* Part IX, *J.*, 1958, 2134.

¹ Lacey, *J.*, 1954, 827.

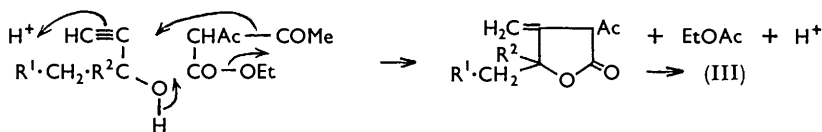
² Kimel and Sax, U.S.P. 2,661,368; Kimel, Surmatis, Weber, Chase, Sax, and Ofner, *J. Org. Chem.*, 1957, **22**, 1611.

³ Preobrazhenski, Somokhvalov, and Miropol'skaya, *Doklady Akad. Nauk S.S.S.R.*, 1956, **107**, 103.

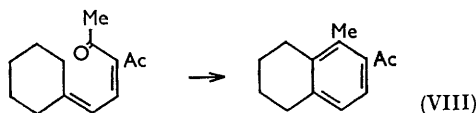
⁴ Naves, *Compt. rend.*, 1955, **240**, 1437.

⁵ Lacey, *J.*, 1954, 816.

intermediate with ethanol formed by transesterification but was formed as the result of an intermolecular reaction, tentatively formulated as shown.



An oily by-product, which could not be purified, had an infrared spectrum characteristic of a substituted acetophenone. It is considered to have structure (VIII), having arisen by cyclisation of an intermediate (II; $R^1R^2 = [CH_2]_4$, $R^3 = Me$, $R^4 = Ac$) formed by reaction A. Oxidation of this ketone (VIII) by sodium hypobromite gave an acid whose spectral properties were consistent with those of 5,6,7,8-tetrahydro-1-methyl-2-naphthoic acid.



The reaction of ethyl diacetylacetate with 2-methylbut-3-yn-2-ol (I; $R^1 = H$, $R^2 = Me$) and with 3-methylpent-1-yn-3-ol (I; $R^1 = R^2 = Me$) proceeded similarly, giving lactones of the type (III), the structures of which were confirmed by comparison with specimens prepared by the cyclisation of the acetoacetates (VII), but no acetophenone derivative was found. The formation of much high-boiling material may probably be ascribed to polymerisation of dienediones formed by reaction A; evolution of carbon dioxide and formation of ethanol are consistent with a substantial fraction of the total reaction being of this type.

There seemed to be no reason to expect that formation of 3-acyldihydrofuranones (III) would be confined to reactions involving tertiary ethynylcarbinols. But-3-yn-2-ol, on being heated with ethyl diacetylacetate, gave a small yield of a lactone (III; $R^1 = R^2 = H$), identified by conversion on treatment with acetic-hydrochloric acid into 2,4,5-trimethylfuran-3-carboxylic acid;⁶ propargyl alcohol, however, gave only propargyl diacetylacetate under these conditions. It is suggested that greater success in the formation of lactones (III) is achieved with tertiary carbinols than with secondary or primary alcohols (which undergo alcoholysis), because of the smaller tendency of tertiary alcohols to undergo alcoholysis.

The reaction of ethyl diacetylacetate with 2-phenylbut-3-yn-2-ol (I; $R^1 = H$, $R^2 = Ph$) failed to follow path B but gave the crystalline dienedione (II; $R^1 = H$, $R^2 = Ph$, $R^3 = Me$, $R^4 = Ac$) in 25–30% yield, together with ethanol and carbon dioxide in good yield, according to reaction A. The analogous reaction with ethyl α -propionylacetoacetate proceeded similarly, and one of the possible stereoisomers of compound (II; $R^1 = H$, $R^2 = Ph$, $R^3 = Et$, $R^4 = Ac$) was obtained crystalline in small yield. Spectroscopic comparison with 3-acetyl-6-phenylhexa-3,5-dien-2-one confirmed the structures assigned (see Table 3).

Diethyl acetylmalonate and the alcohol (I; $R^1 = H$, $R^2 = Me$) at 100–200° gave ethyl acetate, ethanol, carbon dioxide, and the α -ethoxycarbonyl- γ -lactone (IX; $R^1 = H$, $R^2 = Me$), identified by comparison with a specimen prepared from diethyl malonate and 3-hydroxy-3-methylbutan-2-one (XI; $R^1 = H$, $R^2 = Me$) (cf. ref. 7) and by mild alkaline hydrolysis to a crystalline acid (X; $R^1 = H$, $R^2 = Me$). The formation of compounds of type (IX) is analogous (reaction B') to the formation of 3-acetyl derivatives in the corresponding reactions of ethyl diacetylacetate. Similar reactions of the alcohol (I; $R^1 = H$, $R^2 = Me$) with the propionyl and benzoyl derivatives of malonic ester both

⁶ Lacey, *J.*, 1954, 822.

⁷ Cologne and Dreux, *Compt. rend.*, 1956, 243, 498.

TABLE 1. Spectra of lactones.

Compound	Ultraviolet		Infrared (cm. ⁻¹)			
	$\lambda_{\max.}$ (Å)	ϵ	lactone ring C:O (str.)	side-chain C:O (str.)	C:C (str.)	C—O—C
(IV)	2300 2250 (end abs.) 3170	12,000 7,000 ^a 5,500	1770	1695	1630	~1050
(V)	2300	11,800	1736	1700	1618	—
(III; R ¹ R ² = [CH ₂] ₄ >)	2350 2530 3070	11,500 12,500 ^a 11,500	1770	1695	1635	~1030
(III; R ¹ = H, R ² = Me)	2300 2525 3065	10,000 11,000 ^a 12,000	1770	1695	1635	~1030
(III; R ¹ = R ² = Me)	2325 2560 3080	10,800 13,000 ^a 11,500	1760	1698	1630	1026
(IX; R ¹ = H, R ² = Me)	2185	13,000	1776	1715	1656	~1050
(IX; R ¹ = R ² = Me)	—	—	1773	1713	1655	~1050
(IX; R ¹ R ² = [CH ₂] ₄ >)	2250	12,500	1770	1712	1658	1057

In 0.1N-sodium hydroxide in 9 : 1 ethanol-water.

TABLE 2. Spectra of 2-acylphenols.

	Ultraviolet		Infrared (cm. ⁻¹)			
	$\lambda_{\max.}$ (Å)	ϵ	C:O (str.)	arom. bands	subst. arom. bands	OH
(XII; R = Me)	2220 2680 3340	25,500 15,000 4,500	1633	1585 1500	1880	~800 ~2900
(XII; R = Et)	2220 2680 3300	23,500 15,000 4,600	1633	1585 1500	1880	~800 ~2900
(XII; R = Pr ⁿ)	2220 2710 3340	26,500 15,000 4,500	1633	1585 1500	1880	~800 ~2900
(XVI; R ¹ = H, R ² = Ph, R ³ = Me)	2860 3340	23,000 7,000	1646	1626 1565 1497	813 ^a 760 ^b 693 ^b	~790 ~2900
(XVI; R ¹ = H, R ² = Ph, R ³ = Et)	2860 3330	22,500 7,500	1646	1626 1562 1493	802 ^a 760 ^b 694 ^b	~785 ~2900

^a 1,2,4-Substitution. ^b Monosubstituted benzene ring.

TABLE 3. Spectra of dienones.

	Ultraviolet		Infrared (cm. ⁻¹)		
	$\lambda_{\max.}$ (Å)	ϵ	C:O (str.)	C:C	unsat. ester
(II; R ¹ = H, R ² = Ph, R ³ = Me, R ⁴ = Ac)	3300 2380	30,500 7,500	1695 1664	1610 ^a	—
(II; R ¹ = H, R ² = Ph, R ³ = Et, R ⁴ = Ac)	3275 2390	25,000 8,400	1695 1664	1610 ^a	—
Ph·CH:CH·CH:CAc ₂	3320 2380	34,000 10,000	1690 1664	1613	—
(II; R ¹ = H, R ² = Ph, R ³ = Et, R ⁴ = CO ₂ Et)	3200 2350	22,000 9,000	1715 1690 ^b 1780 ^c	1613 ^a	1234 1280
Ph·CH:CH·CH:CAc·CO ₂ Et	3290 2355	28,500 8,600	1715 1689	1606	1230 1285
Ph·CH:CH·CH:CH·CO ₂ Et	3090 2395 2325 2270 ^b	36,500 7,900 10,000 9,000	1709	1630 1000 ^d	1235 1265

^a In addition, these compounds showed typical "aromatic" and "monosubstituted aromatic" bands at 1583, 1497, 760, and 695 cm.⁻¹. ^b Shoulder. ^c Impurity, possibly (IX; R¹ = H, R² = Ph). ^d Typical of *trans-trans*-diene acids and esters.

mechanism to that for Claisen-type condensations; rearrangement of the diketone (XV) to (XII) completes the chain of reactions. An interesting, similar cyclisation of ethyl α -piperonylideneacetoacetate in pyridine-piperidine at 100°, due to Howell and Taylor,⁸ is also illustrated above, as is the generalised reaction to give *o*-acylphenols.

The condensation of 2-phenylbut-3-yn-2-ol and diethyl acetylmalonate at 150–200° followed path C with elimination of ethanol and carbon dioxide, to give 2-acetyl-5-phenylphenol (XVI; R¹ = H, R² = Ph, R³ = Me) in 27% yield. Similarly, the alcohol (I; R¹ = H, R² = Ph) and diethyl propionylmalonate gave a 10% yield of crystalline ketone (XVI; R¹ = H, R² = Ph, R³ = Et), with a liquid by-product. Spectroscopic examination of the latter (see Table 3) and comparison with ethyl α -cinnamylideneacetoacetate suggested the structure (II; R¹ = H, R² = Ph, R³ = Et, R⁴ = CO₂Et) arising from reaction A. A small infrared C=O band at 1780 cm.⁻¹ suggested that the by-product also contained small amounts of the lactone ester (IX; R¹ = H, R² = Ph) formed by reaction B'. Diethyl butyrylmalonate and the alcohol (I; R¹ = H, R² = Ph) gave no solid product, but infrared spectra showed the presence of an unsaturated keto-ester, presumably (II; R¹ = H, R² = Ph, R³ = Prⁿ, R⁴ = CO₂Et), and minor amounts of the lactone ester (IX; R¹ = H, R² = Ph) and acylphenol (XVI; R¹ = H, R² = Ph, R³ = Prⁿ), formed by reactions A, B', and C respectively.

EXPERIMENTAL

M. p.s are corrected. Infrared and ultraviolet spectroscopic data refer to CCl₄ and EtOH solutions respectively.

Reactions of Ethynylcarbinols with Ethyl Diacetylacetate.—(a) *With 1-ethynylcyclohexanol.* Ethyl diacetylacetate (137.5 g., 0.8 mole) and 1-ethynylcyclohexanol (74.5 g., 0.6 mole) were heated together beneath a short distillation column fitted with a distillation head. During 3 hours' heating, the temperature rose from 140° to 190°; material of b. p. < 80° (29 g.; ethanol, 42%; ethyl acetate 51%; acetone 5%) was removed at the head of the column during the reaction, and gas (7.5 l.), predominantly carbon dioxide, was evolved. Distillation gave a mixture of starting materials (29 g.) and an oil (75.1 g.), b. p. 130–150°/2 mm., which partially crystallised. The solid (47.0 g., 37.5%) was isolated by rubbing the whole with light petroleum (b. p. 60–80°), from which it crystallised to give 4-acetyl-2,5-dihydro-3-methyl-5-oxofuran-2-spirocyclohexane (III; R¹R² = [CH₂]₄>) as prisms, m. p. 101° (Found: C, 68.9; H, 7.7. C₁₂H₁₆O₃ requires C, 69.2; H, 7.75%). This gave a 2,4-dinitrophenylhydrazone as orange needles, m. p. 206° (decomp.), from ethyl acetate (Found: C, 55.35; H, 5.4; N, 14.7. C₁₈H₂₀O₆N₄ requires C, 55.65; H, 5.2; N, 14.45%).

The mother-liquor was washed several times with warm 10% sodium hydroxide solution and distilled, to give an oil supposed to be mainly 6-acetyl-1,2,3,4-tetrahydro-5-methylnaphthalene (VIII), b. p. 110–114°/0.6 mm., n_D^{20} 1.5500. Spectroscopic examination showed the product to contain about 5% of the spiran (III); bands attributed to the ketone (VIII) were 1687 (C=O str.), 1595 (aromatic ring in conjugation with carbonyl group), 806 (δ -CH aromatic), and 1895 cm.⁻¹ (1,2,3,4-aromatic substitution). The oil (1.0 g.) was stirred with aqueous potassium hypobromite (from 3 g. of bromine and 4 g. of potassium hydroxide in 20 ml. of water) at room temperature for 3 hr. The excess of reagent was destroyed with sodium sulphite solution; the whole was filtered and acidified to give a precipitate (0.6 g.) which on crystallisation from aqueous ethanol gave 5,6,7,8-tetrahydro-1-methyl-2-naphthoic acid as plates, m. p. 167° (Found: C, 75.55; H, 7.9. C₁₂H₁₄O₂ requires C, 75.75; H, 7.4%). λ_{\max} 2395 (ϵ 10,600), 2825 Å (ϵ 1350) [cf. 5,6,7,8-tetrahydro-2-naphthoic acid,⁹ λ_{\max} 2420 (ϵ 12,000), 2780 (ϵ 1200), 2880 Å (ϵ 1000)].

The spiran (III) was also prepared (cf. ref. 5) by adding diketene (29 g.) to a boiling solution of 1-acetylcyclohexanol (47 g.) in toluene (100 ml.) containing triethylamine (2 ml.) during 0.5 hr.; water was eliminated by means of a trap. After 1 hour's refluxing, the solvent was evaporated and the residue crystallised from light petroleum (b. p. 60–80°), to give the spiran (49 g., 71%), m. p. and mixed m. p. 101°.

(b) *With 2-methylbut-3-yn-2-ol.* Ethyl diacetylacetate (60 g., 0.35 mole) and 2-methylbut-3-yn-2-ol (42 g., 0.5 mole) were condensed as described above. The temperature rose from 135°

⁸ Howell and Taylor, *J.*, 1956, 4252.

⁹ Dauben, Hiskey, and Markhart, *J. Amer. Chem. Soc.*, 1951, **73**, 1395.

to 180° during 4 hr.; distillate (14.5 g.; ethanol, 50%; ethyl acetate, 40%) was collected and carbon dioxide (3.3 l.) was evolved. The product was distilled to give an oil (26.2 g.), b. p. 130—135°/13 mm., which solidified. Crystallisation from light petroleum (b. p. 60—80°) gave 3-acetyl-2,5-dihydro-4,5,5-trimethylfuran-2-one (III; R¹ = H, R² = Me) as needles, m. p. 50.5° (lit.,⁷ m. p. 50°).

(c) *With 3-methylpent-1-yn-3-ol.* Ethyl diacetylacetate (50 g., 0.27 mole) and 3-methylpent-1-yn-3-ol (29.5 g., 0.3 mole) were condensed as above. The temperature rose to 230° during 2.5 hr., distillate (13.5 g.), b. p. 70—75°, was removed, and carbon dioxide (2.0 l.) was evolved. Distillation gave 3-acetyl-5-ethyl-2,5-dihydro-4,5-dimethylfuran-2-one (8.1 g.) (III; R¹ = R² = Me), b. p. 135—140°/13 mm., n_D^{20} 1.4859 (Found: C, 65.9; H, 7.85. C₁₀H₁₄O₃ requires C, 65.9; H, 7.75%), which gave a *semicarbazone*, needles, m. p. 215—216° (from ethanol) (Found: C, 55.35; H, 7.0; N, 17.65. C₁₁H₁₇O₃N₃ requires C, 55.2; H, 7.2; N, 17.55%).

The lactone (21.5 g.) was also prepared from 3-hydroxy-3-methylpentan-2-one (23.2 g.) and diketene (17.5 g.) by the general method,⁵ then having b. p. 147—149°/17 mm., n_D^{20} 1.4823 (*semicarbazone*, m. p. and mixed m. p. 215°).

(d) *With but-3-yn-2-ol.* Ethyl diacetylacetate (50 g.) and but-3-yn-2-ol (21 g.) were condensed as above. The temperature rose to 230° during 2.5 hr.; distillate (10.5 g.), b. p. 70—75°, was collected; carbon dioxide (2.0 l.) was evolved. Distillation of the residue gave 3-acetyl-2,5-dihydro-4,5-dimethylfuran-2-one (6.4 g.) (III; R¹ = R² = H), b. p. 136—142°/15 mm., n_D^{20} 1.4868 (lit.,⁵ b. p. 134—138°/12 mm., n_D^{20} 1.4915). After the lactone (1.0 g.) had been heated in acetic acid (10 ml.) and concentrated hydrochloric acid (5 ml.)⁶ at 100° for 1 hr., addition of water and crystallisation of the precipitate from aqueous methanol gave 2,4,5-trimethylfuran-3-carboxylic acid, m. p. and mixed m. p. 131° (lit.,¹⁰ 131—132°).

(e) *With propargyl alcohol.* Ethyl diacetylacetate (50 g.) and propargyl alcohol (19 g.) were heated together. In 5 hr. ethanol (13 ml.) distilled and the temperature rose to 180°. Distillation of the product gave *propargyl diacetylacetate* (8 g.), b. p. 119—124°/15 mm., which crystallised as plates, m. p. 39° [from light petroleum (b. p. 40—60°)] (Found: C, 59.35; H, 5.55. C₉H₁₀O₄ requires C, 59.15; H, 5.5%), λ_{max} 2760 Å (ϵ 9700), end absorption 2100 Å (ϵ 8500), ν_{max} 3260 (CH str. in >CH), 2120 (C≡C str.), 1718 (C=O str.), and 1540 cm.⁻¹ (broad "enol" band).

(f) *With 2-phenylbut-3-yn-2-ol.* Ethyl diacetylacetate (39 g., 0.22 mole) and 2-phenylbut-3-yn-2-ol (29.2 g., 0.2 mole) were condensed as above. The temperature was allowed to rise to 170° during 3 hr. Material (8 g.; b. p. 75—78°; consisting of ethanol 89%, ethyl acetate 7%, and acetone 4%) distilled, and carbon dioxide (5.2 l.) was evolved. The residue was distilled to give an oil (18.2 g.), b. p. 140—160°/0.8 mm., which, on crystallisation from light petroleum (b. p. 40—60°), gave 3-acetyl-6-phenylhepta-3,5-dien-2-one (II; R¹ = H, R² = Ph, R³ = Me, R⁴ = Ac) (11.0 g.) as pale yellow needles, m. p. 73.5° (Found: C, 81.1, 79.85; H, 7.45, 7.45. C₁₅H₁₆O₂ requires C, 78.9; H, 7.05%). The product formed a *semicarbazone*, needles, m. p. 206.5° (from ethanol) (Found: C, 66.9; H, 6.75; N, 14.65. C₁₆H₁₉O₂N₃ requires C, 67.35; H, 6.7; N, 14.8%), a dark red 2,4-dinitrophenylhydrazone, powder, m. p. 207° [from toluene-light petroleum (b. p. 60—80°)] (Found: C, 61.35; H, 4.85; N, 14.2. C₂₁H₂₀O₅N₄ requires C, 61.75; H, 4.95; N, 13.75%), and a pink colour with aqueous ferric chloride.

2-Phenylbut-3-yn-2-ol (29.2 g.) and ethyl α -propionylacetate (41 g.) were heated at 160—200° for 2 hr. as above. Distillate (8.0 g.) and carbon dioxide (4.0 l.) were obtained. Isolation gave 4-acetyl-7-phenylocta-4,6-dien-3-one (3.7 g.), b. p. 164—171°/1 mm., which crystallised from light petroleum as needles, m. p. 82—83° (Found: C, 79.2; H, 7.65. C₁₆H₁₈O₂ requires C, 79.3; H, 7.5%).

Reactions of Ethynylcarbinols with Acylmalonic Esters.—(a) *With 2-methylbut-3-yn-2-ol.* (i) Diethyl acetylmalonate (50.5 g., 0.25 mole) and 2-methylbut-3-yn-2-ol (21 g.) were caused to react as above. The temperature rose from 112° to 223° during 2 hr.; carbon dioxide (2.0 l.) was evolved; distillate, b. p. 70—78° (11 g., ethanol, 40%; ethyl acetate, 50%), was collected. The residue was distilled, to give ethyl 2,5-dihydro-4,5,5-trimethyl-2-oxofuran-3-carboxylate (IX; R¹ = H, R² = Me) (10.2 g.), b. p. 170—175°/15 mm., n_D^{20} 1.4862, which crystallised. Recrystallisation from light petroleum (b. p. 40—60°) gave the ester as needles, m. p. and mixed m. p. 34° (lit.,⁷ m. p. 36°, b. p. 168°/16 mm.).

Hydrolysis of the ester (IX; R¹ = H, R² = Me) (0.5 g.) by shaking it at 50° with 10% aqueous sodium hydroxide (10 ml.) for 0.5 hr., acidification with hydrochloric acid, and isolation with ether gave 2,5-dihydro-4,5,5-trimethyl-2-oxofuran-3-carboxylic acid (0.4 g.) (X; R¹ = H,

¹⁰ Reichstein, Zschokke, and Syz, *Helv. Chim. Acta*, 1932, **15**, 1112.

$R^2 = \text{Me}$), needles, m. p. 115.5—116.5° [from benzene–light petroleum (b. p. 60—80°)] (Found: C, 56.8; H, 6.05%; equiv., 168. $\text{C}_8\text{H}_{10}\text{O}_4$ requires C, 56.45; H, 5.9%; equiv., 170), end absorption, 2100 Å (ϵ 12,000).

(ii) Diethyl propionylmalonate (21.6 g.) and 2-methylbut-3-yn-2-ol (8.5 g.) were refluxed together for 4 hr.; the temperature rose from 126 to 230°; no distillate was removed; there was only a small evolution of gas. Distillation of the residue gave the ester (IX; $R^1 = \text{H}$, $R^2 = \text{Me}$) (8.8 g.), b. p. 126—132°/1.5 mm., which solidified. Crystallisation of a portion from light petroleum (b. p. 40—60°) gave the pure product as needles, m. p. and mixed m. p. 33—34°.

(iii) Diethyl benzoylmalonate (26.4 g.) and 2-methylbut-3-yn-2-ol (9.0 g.) were heated together under reflux. The temperature rose from 128° to 202° during 12 hr.; there was substantially no gas evolution. The residue was distilled, to give ethyl benzoate (infrared analysis indicated ca. 75% purity) (7.0 g.), b. p. 88°/12 mm., and the ester (IX; $R^1 = \text{H}$, $R^2 = \text{Me}$) (9.4 g.), b. p. 167—170°/12 mm., m. p. and mixed m. p. 33—34°.

(b) *With 3-methylpent-1-yn-3-ol.* (i) Diethyl acetylmalonate (50 g.) and 3-methylpent-1-yn-3-ol (25 g.) were heated together for 4 hr., during which the temperature rose to 235°, 3 l. of gas were evolved, and a mixture (12 g.), b. p. 70—78°, of ethanol and ethyl acetate was removed. Distillation of the residue gave an oil (19.3 g.), b. p. 122—130°/1.0 mm., n_D^{20} 1.4828.

(ii) Diethyl benzoylmalonate (79 g.) and 3-methylpent-1-yn-3-ol (30 g.) were heated under reflux for 20 hr.; the final temperature was 200°. Distillation gave ethanol (3.4 g.), ethyl benzoate (32 g.), and an oil (12.6 g.), b. p. 135—140°/1.5 mm., n_D^{20} 1.4970.

Infrared examination of the products and comparison with the spectrum of the lactone (IX; $R^1 = \text{H}$, $R^2 = \text{Me}$) indicated that the products from the two experiments above consisted of ethyl 5-ethyl-2,5-dihydro-4,5-dimethyl-2-oxofuran-3-carboxylate (IX; $R^1 = R^2 = \text{Me}$) and were approximately 90% pure; no satisfactory analyses were obtained.

(c) *With 1-ethynylcyclohexanol.* (i) Diethyl acetylmalonate (124.5 g., 0.62 mole) and 1-ethynylcyclohexanol (62.0 g., 0.5 mole) were heated together for 5 hr. The temperature rose from 155° to 180°, carbon dioxide (9.0 l.) was evolved; distillate, b. p. 73—75° (23.6 g.; ethanol 70%, ethyl acetate 30%), was removed. Distillation of the residue gave an oil (29.5 g.), b. p. 131—141°/2 mm., which solidified. Recrystallisation from aqueous methanol gave 2-acetyl-5,6,7,8-tetrahydro-1-naphthol (XII; $R = \text{Me}$), m. p. and mixed m. p. 47—48° (lit.,¹¹ m. p. 46.5—47°) (Found: C, 75.25; H, 7.35. Calc. for $\text{C}_{12}\text{H}_{14}\text{O}_2$: C, 75.75; H, 7.4%). An oxime gave needles, m. p. 154.5—155°, from light petroleum (b. p. 60—80°) (lit.,¹¹ m. p. 154.5—156°). A red 2,4-dinitrophenylhydrazone had m. p. 247—248° (from butan-1-ol) (Found: C, 58.8; H, 5.05; N, 15.1. $\text{C}_{18}\text{H}_{18}\text{O}_5\text{N}_4$ requires C, 58.4; H, 4.9; N, 15.1%).

In a second experiment diethyl acetylmalonate (25 g.) was heated with 1-ethynylcyclohexanol (20 g., 30% excess). The final temperature was 265°, gas (2.45 l.) was evolved, and distillate (10 g.; 70% of ethyl acetate) was collected. Distillation gave an oil (5.0 g.), b. p. 152—163°/0.8 mm., which solidified. Crystallisation from light petroleum (b. p. 60—80°) gave 4-ethoxycarbonyl-2,5-dihydro-3-methyl-5-oxofuran-2-spirocyclohexane (IX; $R^1R^2 = [\text{CH}_2]_4 >$) as plates, m. p. 65.5—66.5° (Found: C, 65.8; H, 7.83. $\text{C}_{13}\text{H}_{18}\text{O}_4$ requires C, 65.5; H, 7.6%).

Diethyl malonate (32 g.) and 1-acetylcyclohexanol (28.4 g.) were heated at 220° for 4 hr.; ethanol (18 g.) distilled. Distillation of the residue followed by crystallisation as above gave the spiran (5.0 g.), m. p. and mixed m. p. 66°.

This spiran (0.5 g.) was heated at 60° for 15 min. with ethanol (5 ml.) and 10% aqueous sodium hydroxide (5 ml.). It afforded the spiran acid, plates, m. p. 146°, from benzene–light petroleum (b. p. 60—80°) (Found: C, 63.35; H, 7.05. $\text{C}_{11}\text{H}_{14}\text{O}_4$ requires C, 62.85; H, 6.7%).

(ii) Diethyl propionylmalonate (54 g.) and 1-ethynylcyclohexanol (31 g.) were heated together as above for 2 hr. The final temperature was 233°; 10.2 l. of carbon dioxide were evolved; distillate, principally ethanol (16.2 g.), b. p. 75—78°, was collected. Distillation of the residue gave several fractions, b. p. 130—180°/1.5 mm. (35.6 g.), which solidified. Recrystallisation from aqueous methanol gave 2-propionyl-5,6,7,8-tetrahydro-1-naphthol (21.8 g.) as needles, m. p. and mixed m. p. 88—89° (lit.,¹¹ m. p. 87.5—88.5°).

(iii) Diethyl butyrylmalonate (23 g.) and 1-ethynylcyclohexanol (13.6 g.) were heated together as above for 1.25 hr.; 2.75 l. of carbon dioxide were evolved; the final temperature was 230°; distillate (5 g.), principally ethanol, b. p. 75—78°, was collected. Distillation of the residue gave 2-butyryl-5,6,7,8-tetrahydro-1-naphthol (9.0 g.), b. p. 125—141°/0.9 mm., which crystallised from methanol as needles, m. p. and mixed m. p. 41.5—42° (lit.,¹¹ m. p. 43.5—44°).

¹¹ Sergievskaya and Morozovskaya, *J. Gen. Chem. (U.S.S.R.)*, 1944, **14**, 1107.

(d) *With 2-phenylbut-3-yn-2-ol.*—(i) Diethyl acetylmalonate (44.5 g.) and 2-phenylbut-3-yn-2-ol (29 g.) were heated together for 3 hr.; a temperature of 200° was reached; distillate (11 g.), mostly ethanol, was collected; carbon dioxide (5.15 l.) was evolved. Distillation of the residue gave an oil (15.7 g.), b. p. 156—167°/1.5 mm., which crystallised. Recrystallisation from light petroleum (b. p. 40—60°) gave 4-acetyl-3-hydroxybiphenyl (XVI; R¹ = H, R² = Ph, R³ = Me) (12 g.) as plates, m. p. and mixed m. p. 91—92° (Found: C, 79.8; H, 5.8. Calc. for C₁₄H₁₂O₂: C, 80.0; H, 5.75%) (lit.,¹² m. p. 90.5—91.5°). The phenol gave a pink colour with aqueous ferric chloride, a sparingly soluble sodium salt with aqueous sodium hydroxide solution, and a 2,4-dinitrophenylhydrazone, which crystallised as needles, m. p. 260°, from benzene (Found: C, 61.25; H, 4.3; N, 13.85. C₂₀H₁₆O₅N₄ requires C, 61.2; H, 4.1; N, 14.3%).

(ii) Diethyl propionylmalonate (47.5 g.) and 2-phenylbut-3-yn-2-ol (29 g.) were heated together for 1.5 hr.; the final temperature was 230°. Carbon dioxide (5.0 l.) was evolved; distillate (10 g.; ethanol 80%, ethyl propionate 10—12%) was collected. Distillation of the residue gave an oil (20.5 g.), b. p. 154—170°/0.8 mm., which on being rubbed with light petroleum (b. p. 40—60°) gave a pale yellow solid (4.8 g.), m. p. 108—109°, and a mother-liquor (see below). Recrystallisation from ethanol gave 3-hydroxy-4-propionylbiphenyl (XVI; R¹ = H, R² = Ph, R³ = Et) as plates, m. p. 113—113.5° (lit.,¹² m. p. 109—110.5°) (Found: C, 79.7; H, 6.35. Calc. for C₁₅H₁₄O₂: C, 79.6; H, 6.25%).

The mother-liquors were distilled to give an oil (13 g.), b. p. 162—164°/1 mm., n_D^{20} 1.5910, presumed to be substantially ethyl 5-phenyl-2-propionylhexa-2,4-dienoate (II; R¹ = H, R² = Ph, R³ = Et, R⁴ = CO₂Et) (Found: C, 75.0; H, 7.45. C₁₇H₂₀O₃ requires C, 74.95; H, 7.4%) (light absorption, see Table 3).

(iii) Diethyl butyrylmalonate (50.5 g.) and 2-phenylbut-3-yn-2-ol (29 g.) were heated together at 150—230° for 1.25 hr.; 4.25 l. of carbon dioxide were evolved and distillate (6.1 g., mainly ethanol) was collected. Distillation gave an oil (22.7 g.), b. p. 156—170°/0.9 mm., n_D^{20} 1.5904, shown by infrared examination to contain 35—45% of phenol (XVI; R¹ = H, R² = Ph, R³ = Prⁿ), 55—45% of keto-ester (II; R¹ = H, R² = Ph, R³ = Prⁿ, R⁴ = CO₂Et), and about 10% of furanone (III; R¹ = H, R² = Ph).

We thank Mr. W. R. Ward for the spectroscopic results and for their interpretation, also the Management of the Distillers Co. Ltd. (Chemical Division) for permission to publish this paper and for encouragement.

THE DISTILLERS COMPANY LIMITED, CHEMICAL DIVISION,
HEDON, HULL.

[Received, January 25th, 1960.]

¹² Bradsher, Brown, and Porter, *J. Amer. Chem. Soc.*, 1954, **76**, 2359.