

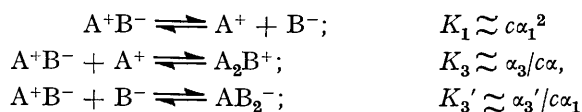
## 12. *The Liquid Hydrogen Chloride Solvent System. Part VI.<sup>1</sup> Variation of Molar Conductivities with Concentration.*

By M. E. PEACH and T. C. WADDINGTON.

The variation of molar conductivity with concentration of some electrolytes in liquid hydrogen chloride indicates that the mode of ionisation is complex. The theory of Fuoss and Kraus is applied and it is concluded that strong electrolytes form triple ions in concentrated solutions and single ions only in very dilute solutions.

THE variation of the conductivity of several electrolytes in the liquid hydrogen halides was first studied by Steele, McIntosh, and Archibald.<sup>2</sup> They were unable to draw any definite conclusions from their results, although they suggested that association occurred. When these results are replotted, it is found that the equivalent conductivity is proportional to the square root of the concentration for values greater than *ca.* 0.2 mole l.<sup>-1</sup> (see Fig. 1). Liquid hydrogen chloride has a dielectric constant of 9.28 at  $-95^\circ$ , and can be treated as a solvent of low dielectric constant. The variation of the conductivities of salts with concentration in such solvents has been studied by Fuoss and Kraus.<sup>3,4</sup> They found that plots of  $\log \Lambda$  against  $\log c$  ( $\Lambda$  = equivalent conductivity in mho cm.<sup>2</sup> mole<sup>-1</sup>,  $c$  = concentration in moles/l.) showed a minimum and that this minimum moved to higher concentrations as the dielectric constant of the solvent increased: with aqueous solutions it was at too high concentrations to be observed.

To explain these observations Fuoss and Kraus postulated that a simple salt,  $A^+B^-$ , can dissolve to form ion pairs,  $(A^+B^-)$ , which dissociate into single ions,  $A^+$  and  $B^-$ , at low concentrations and triple ions at high concentrations:



$K$  are the dissociation constants and  $\alpha$  the degrees of dissociation. The rather drastic

<sup>1</sup> Part V, Peach and Waddington, *J.*, 1962, 2680.

<sup>2</sup> Steele, McIntosh, and Archibald, *Phil. Trans.*, 1905, 205, 99

<sup>3</sup> Kraus and Fuoss, *J. Amer. Chem. Soc.*, 1933, 55, 21.

<sup>4</sup> Fuoss and Kraus, *J. Amer. Chem. Soc.*, 1933, 55, 2387.

assumption is made, as in Ostwald's dilution law, that  $(1 - \alpha)$  can be approximated to unity. The molar conductivity is given by

$$\Lambda = \alpha_1 \Lambda_0 + \alpha_3 \lambda_0 + \alpha_3' \lambda_0',$$

where  $\Lambda_0$  is the conductivity of the single ion species and  $\lambda_0, \lambda_0'$  those of the triple ion species at infinite dilution. This can be rewritten

$$\Lambda = \Lambda_0 K_1^{\frac{1}{2}} c^{-\frac{1}{2}} + K_1^{\frac{1}{2}} (\lambda_0 K_3 + \lambda_0' K_3') c^{\frac{1}{2}},$$

or

$$\Lambda = A c^{-\frac{1}{2}} + B c^{\frac{1}{2}},$$

and

$$\Lambda c^{\frac{1}{2}} = A + Bc.$$

If the theory is applicable to liquid hydrogen chloride solutions, a plot of  $\Lambda c^{\frac{1}{2}}$  against  $c$  would be a straight line, the slope and intercept of which would give  $B$  and  $A$ . There

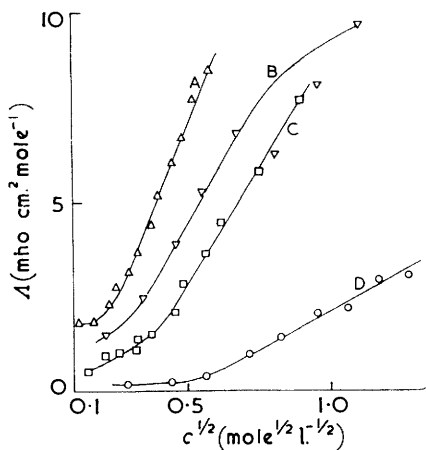


FIG. 1. Steele, McIntosh, and Archibald's results plotted as  $\Lambda - c^{\frac{1}{2}}$  (ref. 2). (A)  $\text{Et}_3\text{NHCl}$ ; (B)  $\text{MeCN}$ ; (C)  $\text{HCN}$ ; (D)  $\text{Et}_2\text{O}$ .

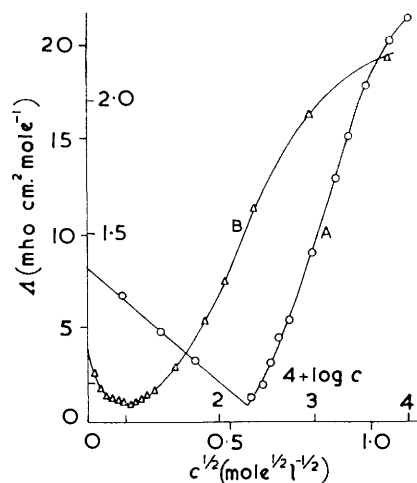


FIG. 2. Plots, for  $\text{Me}_3\text{S}$ , of (A)  $\log \Lambda$  against  $\log c$  and (B)  $\Lambda$  against  $c^{\frac{1}{2}}$ .

should be minima in the plots of  $\Lambda$  against  $c^{\frac{1}{2}}$  and of  $\log \Lambda$  against  $\log c$ , when  $c_m$ , the concentration at the minimum, equals  $A/B$ . All these values of  $A/B$  should be the same.

Information of a much more tentative nature can be obtained from the values of  $\Lambda_\infty$  (obtained by extrapolation of the  $\Lambda - c^{\frac{1}{2}}$  plot) and of  $\Lambda_m$  (obtained from the  $\log c - \log \Lambda$  and  $\Lambda - c^{\frac{1}{2}}$  plots). If it is assumed that  $K_3 = K_3'$  and that at the minimum there are equal contributions from single and triple ions, then

$$\Lambda_m = 2\alpha_{1m}\Lambda_0 = 2\alpha_{3m}\lambda_0.$$

Fuoss and Kraus assumed that  $\Lambda_\infty = 4\Lambda_0/3$  or  $4\lambda_0$ , and hence calculated  $K_1$  and  $K_3$ :

$$K_1 = c_m (\Lambda_m / \Lambda_\infty)^2 / 4;$$

$$K_3 = \Lambda_0 / \lambda_0 c_m.$$

It will be seen that this treatment involves several very drastic assumptions.

#### EXPERIMENTAL

The variation of equivalent conductivity with concentration of liquid hydrogen chloride solutions was studied with two strong bases (dimethyl sulphide and trimethylamine), a weak

base (acetyl chloride), and a salt (trimethylammonium tetrachloroborate). Dimethyl sulphide and trimethylamine act as strong bases owing to protonation, forming the ions  $\text{Me}_2\text{SH}^+\text{HCl}_2^-$  and  $\text{Me}_3\text{NH}^+\text{HCl}_2^-$ . All the compounds used were very volatile or could be prepared *in situ* from volatile materials (*e.g.*, trimethylammonium tetrachloroborate); thus very small amounts of solute could be added, by determining the pressure change in a small volume (*ca.* 10 mm. in 16 cm.<sup>3</sup> at room temperature = 0.09 millimole), for the preparation of the very dilute solutions; and the concentrations could be steadily increased, as in an acid-base conductometric titration.<sup>1</sup> The lowest concentration studied was 0.0009M.

The results from these experiments are shown graphically in Figs. 2, 3, and 4.

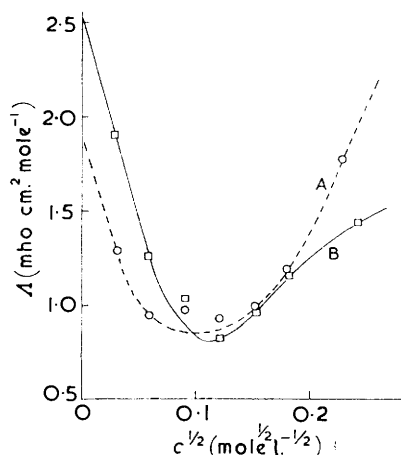


FIG. 3.

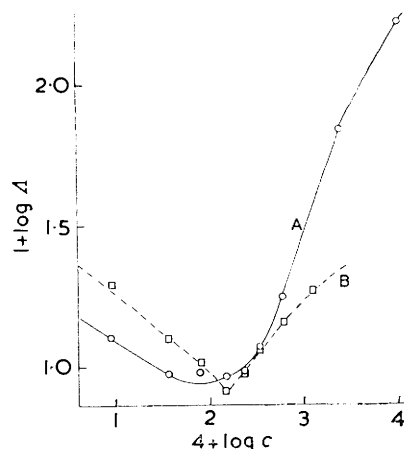


FIG. 4.

FIGS. 3 and 4. Plots of (Fig. 3)  $\Delta$  against  $c^{1/2}$  and (Fig. 4)  $\log \Delta$  against  $\log c$  for (A)  $\text{Me}_3\text{N}$  and (B)  $\text{Me}_3\text{NH}\cdot\text{BCl}_4$ .

Plots of  $\Delta c^{1/2}$  against  $c$  are approximately linear at low concentrations for trimethylamine trimethylammonium tetrachloroborate, and dimethyl sulphide. Values derived by Fuoss and Kraus's theory for various quantities are shown in the Table.

Experimental and derived quantities for liquid hydrogen chloride solutions.

Variable	Fuoss & Kraus					
	$\epsilon = 9.0^*$	$\text{Me}_2\text{S}$	$\text{Me}_3\text{N}$	$\text{Me}_3\text{NH}\cdot\text{BCl}_4$	$\text{Me}\cdot\text{COCl}$	
$c_m$	$\Lambda - c^{1/2}$		0.0196	0.0064	0.01538	0.0625
	$\Lambda c^{1/2} - c$	0.025	0.0197	0.0069	0.0133	0.114
	$\log \Lambda - \log c$		0.020	0.0072	0.01514	0.0603
$\Delta_m$	$\Lambda - c^{1/2}$	5.6	0.85	0.85	0.79	0.00485
	$\log \Lambda - \log c$		0.85	0.87	0.80	0.00516
$\Lambda_\infty$	$\Lambda - c^{1/2}$	40	3.65	1.90	2.50	0.0151
Initial slope	$\log \Lambda - \log c$	-0.5	-0.35	-0.22	-0.23	-0.33
$\Lambda_0$		30	2.74	1.43	1.87	0.0113
$\lambda_0$		10	0.91	0.475	0.63	0.0038
$\Lambda_m/\Lambda_\infty$		0.140	0.233	0.452	0.320	0.341
$\alpha_m$		0.0933	0.0874	0.169	0.120	0.128
$\alpha_{2m}$		0.280	0.466	1.004	0.640	0.682
$10^3 K_1$		0.123	0.267	0.353	0.389	1.78
$K_3$		120	153	435	197	48.8

\* From a dioxan-water mixture.

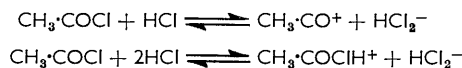
*Discussion.*—From the Table it will be seen that the value of  $c_m (= A/B)$  is the same for a particular strong electrolyte, whichever plot is used to derive it. This is true also of

$\Lambda_m$ . Fuoss and Kraus's theory of ionisation must apply to liquid hydrogen chloride solutions of strong bases and ionised salts. All the other derived quantities in the Table depend upon the value of  $\Lambda_\infty$ . Fuoss and Kraus found, in their experiments, that the initial slope of the plot of  $\log \Lambda$  against  $\log c$  was  $-0.5$ , which would correspond to dissociation according to Ostwald's dilution law; the material used would behave at low concentration as weak electrolytes do in water, and hence extrapolation of a plot of  $\Lambda$  against  $c^{\frac{1}{2}}$  would be of limited value, as the conductivity ought to increase rapidly as  $c^{\frac{1}{2}}$  approaches zero. The initial slopes of the plots of  $\log \Lambda$  against  $\log c$  for hydrogen chloride solutions were not  $-0.5$ , but did lie on straight lines with negative slope. Plots of  $\log \Lambda$  against  $\log c$  cannot be extrapolated to  $c = 0$ ; so we calculated our value of  $\Lambda_\infty$  from plots of  $\Lambda$  against  $c_m$ , and these values must be viewed with scepticism. We then used these values to calculate  $\lambda_0$  and  $\Lambda_0$ , making Fuoss and Kraus's assumptions; and we used these values to calculate  $K_1$  and  $K_3$ . The values obtained for  $K_1$  and  $K_3$  are reasonable, indicating that the triple ions are formed in stronger solutions than single ions.

The values derived for  $\alpha_{1m}$  and  $\alpha_{3m}$  are not very reliable, though they are of the right order of magnitude. They are, of course, very sensitive to the value of  $\Lambda_\infty$  chosen, and this may well have been too small by a factor of two or more.

If the ionic conductance of the hydrogen dichloride ion were abnormally high, as it might be expected to be since protons can be transferred from one solvent molecule to another, then one could expect to find that  $\Lambda_\infty$  for a base such as trimethylamine would be considerably higher than for the corresponding salt. This is found not to be the case:  $\Lambda_\infty$  for  $\text{Me}_3\text{N} = 1.9$ , and for  $\text{Me}_3\text{NH}^+\text{BCl}_4^- = 2.50$ ; and this suggests that a Grothuss mechanism<sup>5</sup> does not operate.

Acetyl chloride is a weak electrolyte in hydrogen chloride and can ionise in either of two ways:



The latter is probably correct.<sup>1</sup> The conductance minimum occurred at a higher concentration and lower conductivity than for a strong electrolyte. Although the points on the plot of  $c^{\frac{1}{2}}\Lambda$  against  $c$  lay on a reasonably straight line, the value of  $c_m$  so obtained was about twice that from the plots of  $\Lambda$  against  $c^{\frac{1}{2}}$  and of  $\log \Lambda$  against  $\log c$ .

One of the authors (M. E. P.) thanks the D.S.I.R. for a maintenance grant.

UNIVERSITY CHEMICAL LABORATORY,  
LENSFIELD ROAD, CAMBRIDGE.

[Received, June 25th, 1962.]

<sup>5</sup> Glasstone, "Textbook of Physical Chemistry," Macmillan and Co., Ltd., London, 2nd edn., 1948, p. 898.